

PFERD TOOLS

# Tool Manual 2027

# Your personal consultation

Do you have any questions regarding PFERD TOOLS products and solutions? Together with our retail partners, we offer qualified support, free of charge and without obligation. Don’t hesitate to contact us directly. To find a PFERD TOOLS retailer near you, visit: **www.pferd.com**

# Innovative by Tradition

More modern, more international, more digital: Our new look shows the direction in which we are continuing to evolve for our customers. Innovative by Tradition encapsulates what makes us unique: the combination of tradition and constant innovation. In keeping with this principle, our high-performing new products can be found here in the Tool Manual.

# Find what you are looking for here.

In our Tool Manual, you will find our complete product range featuring over 34,000 tools and tool drives, along with plenty of information about our tool solutions.

## Product search

If you are looking for a specific product in the Tool Manual, the tool navigation at the beginning of catalogue sections 1 to 9 will help you. The QR codes in the product catalogue provide further, detailed product information. Or why not take advantage of our convenient, digital Tool Manual – simply click the desired item to find out more about it. On our website, you can find the solution you're looking for using the product finder on the homepage.

## New products and discontinued items

We have marked new products in our range with blue item numbers for you. Discontinued items can be identified by the *italic* item numbers. They are assigned to the corresponding product tables in catalogue sections 1 to 9. You can find a complete overview of the new products at the end of the Tool Manual.

Stay up to date and discover our new products digitally online.

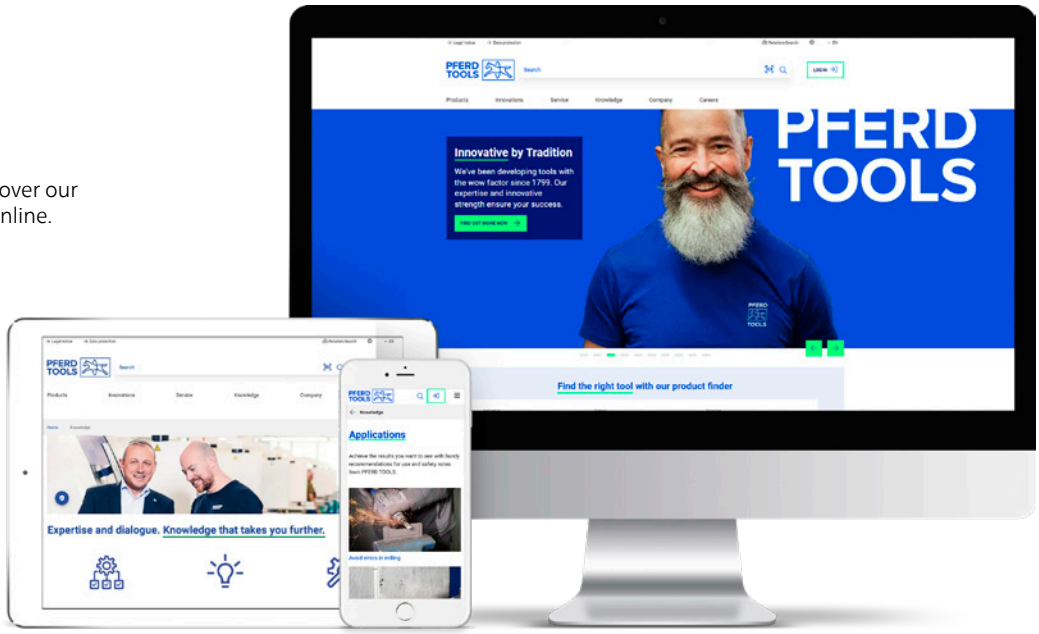

| | | |
|---|---|---|
| **General information** | PFERD TOOLS – About us<br>Products<br>Services |  |
| **Files** | Chamfering<br>Finishing<br>Sharpening |  |
| **Milling, drilling and countersinking tools** | Deburring<br>Machining of contours<br>Cutting out holes<br>Drilling and countersinking |  |
| **Mounted points** | Machining of geometries<br>Chamfering<br>Cleaning |  |
| **Fine grinding and polishing tools** | Creation of surfaces<br>Levelling<br>Polishing |  |
| **Diamond and CBN tools** | Filing<br>Grinding<br>Cutting |  |
| **Cut-off wheels, flap discs and grinding wheels** | Cutting<br>Roughing<br>Grinding |  |
| **Cut-off wheels for stationary applications** | Cutting to size<br>Cutting of large cross sections<br>Cutting rails |  |
| **Industrial power brushes** | Deburring<br>Cleaning of weld seams<br>Cleaning/derusting |  |
| **Tool drives** | Robot spindles<br>Air grinders<br>Electric grinders<br>DIN 10/DIN 15 drive systems |  |
| **Solid carbide tools** | Milling<br>Drilling<br>Deburring |  |

# PFERD TOOLS – Innovation and quality since 1799

PFERD TOOLS is synonymous with high-quality, precise and innovative tools with the wow factor. We've been developing solutions for work on surfaces and for cutting and machining materials since 1799. Our vision? To enable our customers' success.

We're an independent, dynamic and forward-thinking family-run company with a clear focus on driving sustainable growth. We always put the needs of our customers and the challenges of the international markets at the heart of what we do.

We are present in more than 100 countries and available digitally at any time. With innovations, expertise and a clear mission: To create added value – for our customers and their projects.



**What we stand for:**
Innovative by Tradition – since 1799



**Our strength:**
A leading, independent family-run company with over 225 years' experience and a global presence.



**Our promise:**
Premium quality – delivering the greatest benefits and measurable added value for our customers' productivity and success.



**What we offer:**
Cost-effective application solutions for a range of industries. Reliable partnership, comprehensive advice and first-class service worldwide.

# Tool solutions with added value

With more than 225 years of experience, PFERD TOOLS is your reliable partner for collaboration based on trust. Our priority is our customers' success. This means that we create customized tool solutions by taking a holistic approach to our customers' manufacturing processes. PFERD TOOLS' comprehensive range of premium tools delivers productivity and efficiency to every job site. The aspect of ergonomics is always important in order to promote workplace safety and better health prevention for all users.






# Your shop. Your tools. Your partner.

The PFERD TOOLS SHOP is a 360° customer platform for a straightforward, efficient and personalized information and shopping experience.

## Your benefits at a glance

**Get everything from a single source:**
34,000 products available

**Easily make your choice:**
Detailed product information and application expertise

**Easily obtain the information you need:**
Comprehensive, high-quality data

**Place your order quickly:**
Search and filter functions, watch lists, direct reorders

# Find the ideal tool

## PFERD TOOLS – the right tool for every application

With more than 34,000 tools for work on surfaces as well as cutting and machining materials, PFERD TOOLS provides the ideal tool solution for every application. The correct tool is determined by the application, the material to be worked and the appropriate tool drive.

The tool navigation in the introduction of the respective catalogue sections 1 to 9 will help you select the optimum tool.





### Application

The application determines the choice of drive and tool. The following factors should be taken into account:

- The desired work result, e.g. high stock removal, high surface quality.
- The operating conditions, e.g. the power supply, stationary or manual application.
- The workpiece to be worked, e.g. its dimensions, geometry and accessibility.
- The duration of use, e.g. individual or mass production.
- Requirements and ergonomic advantages in accordance with labour protection laws.

### Material

The varying properties of the materials place individual requirements on the tools used to work on them. Products from PFERD TOOLS are especially designed for the differing material properties and thus allow the highest possible levels of cost-effectiveness and the very best results.

### Tool drive

The tool drive that is used has a significant influence on the cost-effectiveness of the machining process. Selecting the ideal drive, i.e. air grinder, electric grinder and flexible shaft drive, takes into account:

- Design, shape and size
- Power output
- Rotational speed
- Tool mounting
- Power supply

# Ensuring greater cost-effectiveness through quality

Quality is directly connected with benefit and customer satisfaction. That's why PFERD TOOLS invests in basic and applied research and develops innovative high-performance products. Our own machine and plant construction, and the continuous testing and further development of the quality and safety standards in our own laboratories, all guarantee the proverbial PFERD TOOLS quality.

As a founder member of the Organization for the Safety of Abrasives (oSa), PFERD TOOLS also offers the highest possible levels of safety for the user by constantly monitoring manufacturing in all PFERD TOOLS production facilities worldwide.

PFERD TOOLS quality management is certified according to ISO 9001.

Just get in touch.
Our experts would be glad to help you find the optimum tool.

**Innovations & expertise**
Our mission is to enable you to succeed. Boost your productivity and make your production processes more efficient.

You can rely on PFERD TOOLS.

**In-house research and development:**
Around 400 new products introduced every year.

**Market proximity and customer focus:**
Future-proof solutions created through close collaboration between the Development, Product Management and Production teams.

**Quality assurance:**
Continuous testing and further development of quality and safety standards.

**Custom-made products:**
We develop customized solutions for our customers' applications – always with the aim of maximizing their cost-effectiveness.





# Achieving success together. Online and on site.

Within the marketplace, PFERD TOOLS is perfectly at home within trade circles. The global trade network guarantees a fast response. Through ongoing training, our retail partners serve as the ideal advisors for our users.

**Strong partnerships – working together:**
On site, in store or online: PFERD TOOLS provides effective support for its retail partners.

**Our services at a glance:**

- Personal consultations: on site and digitally.
- Tailor-made tool solutions: designed precisely for your needs.
- PFERD TOOLS MOBILE: always nearby for tool consultation and demonstrations.
- Strong support on site: PFERD TOOLS CENTER for eye-catching product presentation, sales-promoting marketing materials and exclusive sales and customer support.
- Effective logistics: fast and reliable deliveries with an availability of almost 100% and Europe-wide deliveries within 24 hours.
- The latest knowledge and expertise: Tool Manual, website, PFERD TOOLS ACADEMY, extensive data service.
- Holistic service: spare parts, maintenance and repair service, calculators for rotational speed, fit and tolerances.

Scan the QR code to find your nearest expert PFERD TOOLS retail partner.



# E-commerce: top selling with PFERD TOOLS.

PFERD TOOLS offers a high-seller range specially tailored to your needs in e-commerce. To ensure PFERD TOOLS products are optimally presented in the digital world, we provide comprehensive and high-quality product information, images and videos as part of the PFERD TOOLS data service. The aim is to continue to achieve success together in the future.

Electronic order processing is an efficient way of reducing your process costs and speeding up order processing. With the PFERD TOOLS SHOP, EDI, EDI CSV and nexMart, we offer you different digital ordering methods. You will, of course, receive all-round support and we are happy to advise you.

Scan the QR code for more information on the topic of e-commerce with PFERD TOOLS.

# Advice, service, knowledge

## Your success is what drives us

To ensure that our high-quality tools and tool drives can be used to their fullest potential, our sales representatives, technical customer advisors and PFERD TOOLS MOBILE work together with our customers every day to find the best solution for their applications. We can also develop customized solutions on request.

### Sharing knowledge

In-depth knowledge of the interactions of tool, material and tool drive forms the foundation for the optimization of machining processes. This knowledge is provided by our experts here in the Tool Manual, on our website, in our PFERD TOOLS community on social media and, above all, in our PFERD TOOLS ACADEMY. The academy allows us to share our knowledge through seminars, helping our customers become PFERD TOOLS product specialists step by step.

### Professional tool demonstration

The PFERD TOOLS MOBILE is the mobile PFERD TOOLS workshop for on-site tool consultation and demonstrations. The PFERD TOOLS MOBILE team works together with our retail partners to find suitable solutions for application problems.

An experienced application specialist presents the tools in the PFERD TOOLS MOBILE. They can adapt flexibly to your needs, offer expert technical advice and can present a tailored demonstration programme in coordination with our customers.

Scan the QR code for more information on what the PFERD TOOLS ACADEMY offers.


PFERD TOOLS
ACADEMY



# Solid carbide tools
# Performance. Productivity. Precision.

Our solid carbide tools combine the very best of our long-standing, comprehensive expertise in the development and manufacture of milling and drilling tools with our ongoing specialization in the field of surface treatment and coatings. As such, we provide the right solutions for tomorrow's manufacturing, today.

### Innovations made in Europe

In our innovative centres of expertise for surface treatment and coatings, located in Germany, Italy and Switzerland, we develop and manufacture solid carbide tools that make a real difference. Our equipment currently includes 93 state-of-the-art CNC tool grinding machines.

Find out more about the new range now!







# Comprehensive expertise at all levels

### Premium quality without compromises

When it comes to the quality of our solid carbide tools, we don't leave anything to chance. We use state-of-the-art measuring equipment to ensure super-accurate tolerances down to the last micrometre, which enables us to meet and exceed the highest demands for process reliability, productivity and precision.

### The right choice for every application

Whether it's common, universal machining applications or material-specific high-performance applications: our user-centric range has been tailored to your specific requirements. Depending on the specific tool and type, we can provide solid carbide tools with diameters ranging from 0.1 mm to 32 mm.

### Customized innovation

If you cannot find the solution for your particular application in our catalogue range, we are also happy to produce **innovative and custom solutions**. Our fantastic in-house and field service team and application technicians are on hand to respond to your needs, offering quick, straightforward and flexible solutions.

Simply contact us to arrange an appointment.





# Robotics requires process intelligence

More and more companies are automating their machining processes in order to improve quality and productivity and reproduce the results more consistently. However, simply deploying a robot in the workflow isn't enough to achieve these goals. The crucial factor is whether companies understand all the variables that influence the process, design it properly and manage it under real-life conditions.

## The way in which the influencing factors interact is key

Robots can execute and repeat movements very precisely. However, that alone isn't enough to ensure stable machining results. To ensure a cost-effective process that delivers reproducible results, the following all need to be coordinated with one another:



**Application**



**Tool**



**Drive**



**Process parameters**

Find out more about robotics now!










# Process intelligence requires experience

PFERD TOOLS combines decades of experience in manual machining processes with a clear understanding of what is required for automated applications to succeed. This expertise shapes the company's selection and design of tools, drives and machining strategies. As a result, the final processes aren't just technically effective, but also stable, reproducible and economical.

**PFERD TOOLS is your ideal process partner as we offer:**

### Knowledge of tools
We select and design suitable tools and drives for each application.

### Understanding of the process
We assess the relevant variables that influence the process and how they interact under real-life machining conditions.

### Application expertise
We apply tried-and-tested machining processes to automated applications.

Request a consultation today.

# Fast and reliable logistics

Almost 100% availability and a reliable global logistics network with our own warehouses worldwide ensure short delivery times and maximum planning reliability. Orders are on their way to our customers within 24 hours.

This not only ensures stock availability for our retail partners but also makes sure that our customers' projects keep moving without delays.



PFERD TOOLS

# Global presence

We are always there for you – worldwide, in person and digitally. PFERD TOOLS is globally present and locally committed, with a thorough understanding of your individual requirements.

## Including a location near you.

**10**
production sites

**24**
international distribution companies

**100**
trading partner representatives

**> 200**
customer advisors



You can find all contact persons, subsidiaries, distribution companies and national and international representative offices here.

## General terms and conditions of sale

Our general terms and conditions of sale apply, which you can view at **www.pferd.com/conditions**.

Scan the QR code for more information about our general terms and conditions of sale.




## EC REACH Regulation (1907/2006/EC)

By adopting REACH (concerning the registration, evaluation and authorization of chemicals), legislators have sought to minimize the hazards and risks associated with chemical substances and to ensure a higher level of protection for humans and the environment.

Information about products from PFERD TOOLS in the context of the EC REACH Regulation can be found on our website **www.pferd.com/reach**.

## PFERD TOOLS maintenance and repair service

PFERD TOOLS offers a maintenance and repair service at its Marienheide location, including basic cleaning, repairs and final safety inspections performed in-house. We will be happy to draw up a detailed, no-obligation quotation without delay.

Please send any queries to: **pferd.power.tools@pferd.com**



PFERD TOOLS

1



# Files

# Files
## Table of contents



### Files


- Highlights from the PFERD TOOLS range 25
- The quick way to find the perfect tool 26
- The most common PFERD TOOLS cuts 27




### Files for the workshop


- Machinist's files, DIN series 28
- Special files 37
- Key files 39
- Key file sets 42
- Tungsten point file 43




### Car body files


- Adjustable holders for car body files 44
- Car body file blades 44
- Car body files tanged 45




### Milled tooth files


- Paint peeler 46
- Universal chamfer file 46
- Milled tooth files, tanged 47
- Brake calliper files 47
- Milled tooth file blades 48
- Holder for file blades 48




### Tungsten carbide files


- Tungsten carbide files 49
- Holder for tungsten carbide files 50




### Sharpening files


- Three square saw files 51
- Knife sharpening files 53
- Featheredge file 53
- Mill saw files 54
- Chain saw files 55
- CHAIN SHARP chain saw sharpeners 59
- Depth gauge files 61




### Files and rasps for wood


- Wood files 63
- Wood rasps 63
- Hoof rasps 65
- Special rasps 65
- Needle rasps 66
- Needle rasp set 67




### Precision files


- Tang files 68
- CORINOX files 73
- CORINOX needle files 75
- Needle files 77
- Needle file sets 82
- Handy files 83
- Handy file sets 84
- Riffler files, riffler rasps 85
- Chequering files 91




### File handles, file sleeves, file brush


- File handles 92
- Quick-mounting handles 93
- Riffler file holder 94
- Empty plastic sleeves 94
- File brush 94




### Hand deburrer


- Hand deburrer 95

# Files
## Highlights from the PFERD TOOLS range



### Precision files

PFERD TOOLS precision files are expected to deliver nothing less than outstanding geometric accuracy, cutting performance and tool life.

Due to their exact geometry, precision files are also suitable for installation tasks and for working on complex devices and machines in line with the highest precision standards.

**Advantages:**
- Particularly suitable for work on small and delicate workpieces.
- Exact geometry.
- Wide range of highly precise cuts for numerous applications in precision machining.



### CHAIN SHARP CS-X chain saw sharpener

Sharpening using chain saw files and depth gauge files requires you to have a lot of experience. Thanks to the chain saw sharpeners from PFERD TOOLS, users who do not have as much experience can also achieve precise and uniform sharpening results.The CHAIN SHARP CS-X chain saw sharpener combines the functions of a depth gauge file and chain saw file in one. It allows the saw tooth to be sharpened whilst the depth gauge is adjusted at the same time. Scan the QR code to find out more about PFERD TOOLS' range of chain saw sharpeners.

**Advantages:**
- Turn the device over to change from the right to the left tooth, no conversion work required.
- Optimized shape for precise guidance and optimal sharpening results.
- Improved shape makes it easy to replace the files.



### Chequering files

Chequering files enable grooved structures to be precisely incorporated into grip surfaces as well as hand and thumb rests in order to improve grip, control and guidance. Thanks to their special structure, the files are also suitable for adding decorative elements.

**Advantages:**
- Selection of different cuts for producing distinctive to very delicate patterns and surface textures.
- High-quality surfaces with added decorative and functional value.
- Suitable for use on a variety of materials.



### More expert information online

Scan the QR code to find out a wide range of tool and application knowledge relating to PFERD TOOLS' high-quality tools and their huge variety of materials.

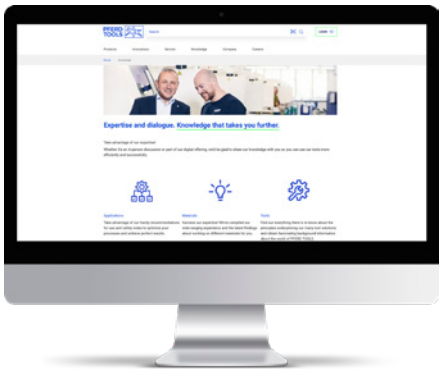

# Files
## The quick way to find the perfect tool



| Use | Material | Applications | Tool |
|---|---|---|---|
| **Filing**<br> | ■ Steel<br>■ Stainless steel (INOX)<br>■ Cast iron<br>■ Cast steel<br>■ Non-ferrous metals<br>■ Copper<br>■ Bronze<br>■ Brass<br>■ Zinc | ■ Chamfering<br>■ Deburring<br>■ Roughing<br>■ Finishing<br>■ Surface work<br>■ Filing of breakthroughs | Files for the workshop<br><br>Files for aluminium<br><br>Milled tooth files<br><br>Precision files<br> |
| | | ■ Working hard materials | Tungsten carbide files<br> |
| | | ■ Cleaning and smoothing brake callipers and contact surfaces of brake pads<br>■ Removing brake dust, rust and other dirt from brake calliper bores | Brake calliper files<br> |
| | | ■ Creating textured surfaces. | Chequering file<br> |
| **Sharpening**<br> | ■ Saw chains<br>■ Saw blades<br>■ Band saw blades<br>■ Knives<br>■ Machetes | ■ Sharpening of saw chains, blades, and band saw blades | Chain saw files<br><br>Three square saw files<br><br>Mill saw files<br><br>CHAIN SHARP<br>chain saw sharpeners<br> |
| **Car body work**<br> | ■ Sheet metal<br>■ Non-ferrous metals<br>■ Plastics | ■ Surface work<br>■ Deburring<br>■ Removal of solder spots<br>■ Removal of weld spots | Car body files<br> |
| | | ■ Removal of thin paint layers<br>■ Correction of painting faults | Paint peeler<br> |
| **Soft material work**<br> | ■ Wood<br>■ Plastics<br>■ Soft stone<br>■ Horn | ■ Roughing<br>■ Finishing<br>■ Surface work<br>■ Deburring<br>■ Chamfering | Wood files<br><br>Wood rasps<br><br>Hoof plane and horse rasps<br><br>Special rasps<br> |

# Files
## The most common PFERD TOOLS cuts



### Files for the workshop



**Cut 1**
- Cross cut for coarse stock removal and roughing.



**Cut 2**
- Cross cut for universal roughing and finishing.



**Cut 3**
- Cross cut for precision processing and finishing.

### Car body files



**Cut 00**
- Radial cut for very coarse stock removal and roughing.
- Creates score-free surfaces.



**Cut 0**
- Radial cut for coarse stock removal and roughing.
- Creates score-free surfaces.



**Cut 1**
- Radial cut for coarse stock removal and roughing.
- Creates score-free surfaces.



**Cut 2**
- Radial cut for general roughing and finishing.
- Creates score-free surfaces.



**Cut 3**
- Radial cut for fine stock removal and finishing.
- Creates score-free surfaces.

### Milled tooth files



**Cut 1**
- Straight cut for coarse stock removal on soft metals.
- Because of its milled tooth shape with large flutes, the teeth do not clog up.



**Cut 2**
- Straight cut for general roughing and finishing on soft metals.
- Because of its milled tooth shape with large flutes, the teeth do not clog up.



**Cut 3**
- Straight cut for fine stock removal on soft metals.
- Because of its milled tooth shape with large flutes, the teeth do not clog up.

### Sharpening files



**Classic**
- Classic spiral cut for users who prefer a softer filing action.



**Premium**
- Innovative spiral cut for users who prefer a softer filing action.



**Single cut Cut 2**
- Single cut.
- Universally suited to sharpening.

### Rasps



**Cut 1**
- Rasp cut for very coarse stock removal.



**Cut 2**
- Rasp cut for coarse stock removal.



**Cut 3**
- Rasp cut for coarse stock removal.

### Precision files



**Cut 00**
- Cross cut for very coarse precision work.

# Files
## The most common PFERD TOOLS cuts



**Cut 0**
- Cross cut for coarse precision work.



**Cut 1**
- Cross cut for medium precision work.



**Cut 2**
- Cross cut for medium-fine precision work.



**Cut 3**
- Cross cut for fine precision work.



**Cut 4**
- Cross cut for very fine precision work.

## Machinist's files, DIN series



### Hand (1112)

Rectangular files, cut on three sides, one side uncut. Tanged design. Shape A in accordance with DIN 7261. Suitable for work on rectangular geometries.



**Special features:**
- Uniformly high stock removal rate.
- Long tool life.
- Suitable for use on aluminium, bronze, copper, brass, zinc, grey cast iron, steels up to 1,200 N/mm² and cast steel.

| Profile | Length [mm] | Cut | Width [mm] | Height [mm] | Matching handle | Incl. handle | | Item no. | Designation |
|---|---|---|---|---|---|---|---|---|---|
| **Industrial packaging (without handle)** | | | | | | | | | |
| 1112 | 100 | 1 | 12 | 2.5 | FH 3 | - | 10 | 11101101 | 1112 100 H1 |
| | | 2 | 12 | 2.5 | FH 3 | - | 10 | 11101102 | 1112 100 H2 |
| | | 3 | 12 | 2.5 | FH 3 | - | 10 | 11101103 | 1112 100 H3 |
| | 150 | 1 | 16 | 4 | FH 3 | - | 10 | 11101151 | 1112 150 H1 |
| | | 2 | 16 | 4 | FH 3 | - | 10 | 11101152 | 1112 150 H2 |
| | | 3 | 16 | 4 | FH 3 | - | 10 | 11101153 | 1112 150 H3 |
| | 200 | 1 | 20 | 5 | FH 4/1 | - | 10 | 11101201 | 1112 200 H1 |
| | | 2 | 20 | 5 | FH 4/1 | - | 10 | 11101202 | 1112 200 H2 |
| | | 3 | 20 | 5 | FH 4/1 | - | 10 | 11101203 | 1112 200 H3 |
| | 250 | 1 | 25 | 6 | FH 4/1 | - | 10 | 11101251 | 1112 250 H1 |
| | | 2 | 25 | 6 | FH 4/1 | - | 10 | 11101252 | 1112 250 H2 |
| | | 3 | 25 | 6 | FH 4/1 | - | 10 | 11101253 | 1112 250 H3 |
| | 300 | 1 | 30 | 6.5 | FH 5/1 | - | 5 | 11101301 | 1112 300 H1 |
| | | 2 | 30 | 6.5 | FH 5/1 | - | 5 | 11101302 | 1112 300 H2 |
| | | 3 | 30 | 6.5 | FH 5/1 | - | 5 | 11101303 | 1112 300 H3 |
| | 350 | 1 | 35 | 7.5 | FH 5/1 | - | 5 | 11101351 | 1112 350 H1 |
| | | 2 | 35 | 7.5 | FH 5/1 | - | 5 | 11101352 | 1112 350 H2 |

*Continued on next page*

| Profile | Length [mm] | Cut | Width [mm] | Height [mm] | Matching handle | Incl. handle | | Item no. | Designation |
|---|---|---|---|---|---|---|---|---|---|
| **Retail packaging (with ergonomic file handle)** | | | | | | | | | |
| 1112 | 150 | 1 | 16 | 4 | - | FH 3 | 1 | 11210156 | PF 1112 150 H1 |
| | | 2 | 16 | 4 | - | FH 3 | 1 | 11210157 | PF 1112 150 H2 |
| | | 3 | 16 | 4 | - | FH 3 | 1 | 11210158 | PF 1112 150 H3 |
| | 200 | 1 | 20 | 5 | - | FH 4/1 | 1 | 11210206 | PF 1112 200 H1 |
| | | 2 | 20 | 5 | - | FH 4/1 | 1 | 11210207 | PF 1112 200 H2 |
| | | 3 | 20 | 5 | - | FH 4/1 | 1 | 11210208 | PF 1112 200 H3 |
| | 250 | 1 | 25 | 6 | - | FH 4/1 | 1 | 11210256 | PF 1112 250 H1 |
| | | 2 | 25 | 6 | - | FH 4/1 | 1 | 11210257 | PF 1112 250 H2 |
| | | 3 | 25 | 6 | - | FH 4/1 | 1 | 11210258 | PF 1112 250 H3 |
| | 300 | 1 | 30 | 6.5 | - | FH 5/1 | 1 | 11210306 | PF 1112 300 H1 |
| | | 2 | 30 | 6.5 | - | FH 5/1 | 1 | 11210307 | PF 1112 300 H2 |
| | | 3 | 30 | 6.5 | - | FH 5/1 | 1 | 11210308 | PF 1112 300 H3 |





## Flat (1122)

Rectangular file, tapered and cut on four sides. Tanged version. Shape B according to DIN 7261. Suitable for work on rectangular geometries.



**Special features:**
- Uniformly high stock removal rate.
- Long tool life.
- Suitable for use on aluminium, bronze, copper, brass, zinc, grey cast iron, steels up to 1,200 N/mm² and cast steel.

| Profile | Length [mm] | Cut | Width [mm] | Height [mm] | Matching handle | Incl. handle | | Item no. | Designation |
|---|---|---|---|---|---|---|---|---|---|
| **Industrial packaging (without handle)** | | | | | | | | | |
| 1122 | 100 | 1 | 12 | 2.5 | FH 3 | - | 10 | 11103101 | 1122 100 H1 |
| | | 2 | 12 | 2.5 | FH 3 | - | 10 | 11103102 | 1122 100 H2 |
| | | 3 | 12 | 2.5 | FH 3 | - | 10 | 11103103 | 1122 100 H3 |
| | 150 | 1 | 16 | 4 | FH 3 | - | 10 | 11103151 | 1122 150 H1 |
| | | 2 | 16 | 4 | FH 3 | - | 10 | 11103152 | 1122 150 H2 |
| | | 3 | 16 | 4 | FH 3 | - | 10 | 11103153 | 1122 150 H3 |
| | 200 | 1 | 20 | 5 | FH 4/1 | - | 10 | 11103201 | 1122 200 H1 |
| | | 2 | 20 | 5 | FH 4/1 | - | 10 | 11103202 | 1122 200 H2 |
| | | 3 | 20 | 5 | FH 4/1 | - | 10 | 11103203 | 1122 200 H3 |
| | 250 | 1 | 25 | 6 | FH 4/1 | - | 10 | 11103251 | 1122 250 H1 |
| | | 2 | 25 | 6 | FH 4/1 | - | 10 | 11103252 | 1122 250 H2 |
| | | 3 | 25 | 6 | FH 4/1 | - | 10 | 11103253 | 1122 250 H3 |
| | 300 | 1 | 30 | 6.5 | FH 5/1 | - | 5 | 11103301 | 1122 300 H1 |
| | | 2 | 30 | 6.5 | FH 5/1 | - | 5 | 11103302 | 1122 300 H2 |
| | | 3 | 30 | 6.5 | FH 5/1 | - | 5 | 11103303 | 1122 300 H3 |
| | 350 | 1 | 35 | 7.5 | FH 5/1 | - | 5 | 11103351 | 1122 350 H1 |
| **Retail packaging (with ergonomic file handle)** | | | | | | | | | |
| 1122 | 150 | 1 | 16 | 4 | - | FH 3 | 1 | 11216156 | PF 1122 150 H1 |
| | | 2 | 16 | 4 | - | FH 3 | 1 | 11216157 | PF 1122 150 H2 |
| | | 3 | 16 | 4 | - | FH 3 | 1 | 11216158 | PF 1122 150 H3 |
| | 200 | 1 | 20 | 5 | - | FH 4/1 | 1 | 11216206 | PF 1122 200 H1 |

*Continued on next page*

# Files for the workshop
## Machinist's files, DIN series

PFERD TOOLS

| Profile | Length [mm] | Cut | Width [mm] | Height [mm] | Matching handle | Incl. handle | | Item no. | Designation |
|---|---|---|---|---|---|---|---|---|---|
| 1122 | 200 | 2 | 20 | 5 | - | FH 4/1 | 1 | 11216207 | PF 1122 200 H2 |
| | | 3 | 20 | 5 | - | FH 4/1 | 1 | 11216208 | PF 1122 200 H3 |
| | 250 | 1 | 25 | 6 | - | FH 4/1 | 1 | 11216256 | PF 1122 250 H1 |
| | | 2 | 25 | 6 | - | FH 4/1 | 1 | 11216257 | PF 1122 250 H2 |
| | | 3 | 25 | 6 | - | FH 4/1 | 1 | 11216258 | PF 1122 250 H3 |
| | 300 | 1 | 30 | 6.5 | - | FH 5/1 | 1 | 11216306 | PF 1122 300 H1 |
| | | 2 | 30 | 6.5 | - | FH 5/1 | 1 | 11216307 | PF 1122 300 H2 |
| | | 3 | 30 | 6.5 | - | FH 5/1 | 1 | 11216308 | PF 1122 300 H3 |





### Three square (1132)

Triangular file, tapered and cut on three sides. Tanged version. Shape C according to DIN 7261. Suitable for filing angular profiles.

**Special features:**
- Uniformly high stock removal rate.
- Long tool life.
- Suitable for use on aluminium, bronze, copper, brass, zinc, grey cast iron, steels up to 1,200 N/mm² and cast steel.

| Profile | Length [mm] | Cut | Width [mm] | Matching handle | Incl. handle | | Item no. | Designation |
|---|---|---|---|---|---|---|---|---|
| **Industrial packaging (without handle)** | | | | | | | | |
| 1132 | 100 | 1 | 8 | FH 3 | - | 10 | *11108101* | 1132 100 H1 |
| | | 2 | 8 | FH 3 | - | 10 | 11108102 | 1132 100 H2 |
| | | 3 | 8 | FH 3 | - | 10 | *11108103* | 1132 100 H3 |
| | 150 | 1 | 11 | FH 3 | - | 10 | 11108151 | 1132 150 H1 |
| | | 2 | 11 | FH 3 | - | 10 | 11108152 | 1132 150 H2 |
| | | 3 | 11 | FH 3 | - | 10 | 11108153 | 1132 150 H3 |
| | 200 | 1 | 13 | FH 4 | - | 10 | 11108201 | 1132 200 H1 |
| | | 2 | 13 | FH 4 | - | 10 | 11108202 | 1132 200 H2 |
| | | 3 | 13 | FH 4 | - | 10 | 11108203 | 1132 200 H3 |
| | 250 | 1 | 15.5 | FH 5 | - | 10 | 11108251 | 1132 250 H1 |
| | | 2 | 15.5 | FH 5 | - | 10 | 11108252 | 1132 250 H2 |
| | | 3 | 15.5 | FH 5 | - | 10 | 11108253 | 1132 250 H3 |
| | 300 | 1 | 18 | FH 5 | - | 5 | 11108301 | 1132 300 H1 |
| | | 2 | 18 | FH 5 | - | 5 | 11108302 | 1132 300 H2 |
| **Retail packaging (with ergonomic file handle)** | | | | | | | | |
| 1132 | 150 | 1 | 11 | - | FH 3 | 1 | 11211156 | PF 1132 150 H1 |
| | | 2 | 11 | - | FH 3 | 1 | 11211157 | PF 1132 150 H2 |
| | | 3 | 11 | - | FH 3 | 1 | 11211158 | PF 1132 150 H3 |
| | 200 | 1 | 13 | - | FH 4 | 1 | 11211206 | PF 1132 200 H1 |
| | | 2 | 13 | - | FH 4 | 1 | 11211207 | PF 1132 200 H2 |
| | | 3 | 13 | - | FH 4 | 1 | 11211208 | PF 1132 200 H3 |
| | 250 | 1 | 15.5 | - | FH 5 | 1 | 11211256 | PF 1132 250 H1 |
| | | 2 | 15.5 | - | FH 5 | 1 | 11211257 | PF 1132 250 H2 |



*Discontinued product*



## Square (1142)

Square file, tapered and cut on four sides. Tanged version. Shape D according to DIN 7261. Suitable for filing angular profiles.



**Special features:**
- Uniformly high stock removal rate.
- Long tool life.
- Suitable for use on aluminium, bronze, copper, brass, zinc, grey cast iron, steels up to 1,200 N/mm² and cast steel.

| Profile | Length [mm] | Cut | Width [mm] | Matching handle | Incl. handle | | Item no. | Designation |
|---|---|---|---|---|---|---|---|---|
| **Industrial packaging (without handle)** | | | | | | | | |
| 1142 | 100 | 1 | 4 | FH 2 | - | 10 | 11104101 | 1142 100 H1 |
| | | 2 | 4 | FH 2 | - | 10 | 11104102 | 1142 100 H2 |
| | | 3 | 4 | FH 2 | - | 10 | 11104103 | 1142 100 H3 |
| | 150 | 1 | 6 | FH 3 | - | 10 | 11104151 | 1142 150 H1 |
| | | 2 | 6 | FH 3 | - | 10 | 11104152 | 1142 150 H2 |
| | | 3 | 6 | FH 3 | - | 10 | 11104153 | 1142 150 H3 |
| | 200 | 1 | 8 | FH 4 | - | 10 | 11104201 | 1142 200 H1 |
| | | 2 | 8 | FH 4 | - | 10 | 11104202 | 1142 200 H2 |
| | | 3 | 8 | FH 4 | - | 10 | 11104203 | 1142 200 H3 |
| | 250 | 1 | 10 | FH 4 | - | 10 | 11104251 | 1142 250 H1 |
| | | 2 | 10 | FH 4 | - | 10 | 11104252 | 1142 250 H2 |
| | | 3 | 10 | FH 4 | - | 10 | 11104253 | 1142 250 H3 |
| | 300 | 1 | 12 | FH 5 | - | 5 | 11104301 | 1142 300 H1 |
| | | 2 | 12 | FH 5 | - | 5 | 11104302 | 1142 300 H2 |
| **Retail packaging (with ergonomic file handle)** | | | | | | | | |
| 1142 | 150 | 1 | 6 | - | FH 3 | 1 | 11212156 | PF 1142 150 H1 |
| | | 2 | 6 | - | FH 3 | 1 | 11212157 | PF 1142 150 H2 |
| | 200 | 1 | 8 | - | FH 4 | 1 | 11212206 | PF 1142 200 H1 |
| | | 2 | 8 | - | FH 4 | 1 | 11212207 | PF 1142 200 H2 |
| | 250 | 1 | 10 | - | FH 4 | 1 | 11212256 | PF 1142 250 H1 |
| | | 2 | 10 | - | FH 4 | 1 | 11212257 | PF 1142 250 H2 |

# Files for the workshop
## Machinist's files, DIN series



## Half-round (1152)

Half-round file, cut on two sides. Tanged version. Shape E according to DIN 7261. Suitable for work on radii and for filing of half-round shapes.



**Special features:**
- Excellent filing performance thanks to PFERD TOOLS spiral cut.
- Long tool life.
- Suitable for use on aluminium, bronze, copper, brass, zinc, grey cast iron, steels up to 1,200 N/mm² and cast steel.

| Profile | Length [mm] | Cut | Width [mm] | Height [mm] | Matching handle | Incl. handle | | Item no. | Designation |
|---|---|---|---|---|---|---|---|---|---|
| **Industrial packaging (without handle)** | | | | | | | | | |
| 1152 | 150 | 1 | 16 | 4.5 | FH 3 | - | 10 | 11105151 | 1152 150 H1 |
| | | 2 | 16 | 4.5 | FH 3 | - | 10 | 11105152 | 1152 150 H2 |
| | | 3 | 16 | 4.5 | FH 3 | - | 10 | 11105153 | 1152 150 H3 |
| | 200 | 1 | 20 | 6 | FH 4/1 | - | 10 | 11105201 | 1152 200 H1 |
| | | 2 | 20 | 6 | FH 4/1 | - | 10 | 11105202 | 1152 200 H2 |
| | | 3 | 20 | 6 | FH 4/1 | - | 10 | 11105203 | 1152 200 H3 |
| | 250 | 1 | 25 | 7 | FH 4/1 | - | 10 | 11105251 | 1152 250 H1 |
| | | 2 | 25 | 7 | FH 4/1 | - | 10 | 11105252 | 1152 250 H2 |
| | | 3 | 25 | 7 | FH 4/1 | - | 10 | 11105253 | 1152 250 H3 |
| | 300 | 1 | 30 | 8.5 | FH 5/1 | - | 5 | 11105301 | 1152 300 H1 |
| | | 2 | 30 | 8.5 | FH 5/1 | - | 5 | 11105302 | 1152 300 H2 |
| | | 3 | 30 | 8.5 | FH 5/1 | - | 5 | 11105303 | 1152 300 H3 |
| | 350 | 1 | 35 | 10 | FH 5/1 | - | 5 | 11105351 | 1152 350 H1 |
| **Retail packaging (with ergonomic file handle)** | | | | | | | | | |
| 1152 | 150 | 1 | 16 | 4.5 | - | FH 3 | 1 | 11213156 | PF 1152 150 H1 |
| | | 2 | 16 | 4.5 | - | FH 3 | 1 | 11213157 | PF 1152 150 H2 |
| | | 3 | 16 | 4.5 | - | FH 3 | 1 | 11213158 | PF 1152 150 H3 |
| | 200 | 1 | 20 | 6 | - | FH 4/1 | 1 | 11213206 | PF 1152 200 H1 |
| | | 2 | 20 | 6 | - | FH 4/1 | 1 | 11213207 | PF 1152 200 H2 |
| | | 3 | 20 | 6 | - | FH 4/1 | 1 | 11213208 | PF 1152 200 H3 |
| | 250 | 1 | 25 | 7 | - | FH 4/1 | 1 | 11213256 | PF 1152 250 H1 |
| | | 2 | 25 | 7 | - | FH 4/1 | 1 | 11213257 | PF 1152 250 H2 |
| | | 3 | 25 | 7 | - | FH 4/1 | 1 | 11213258 | PF 1152 250 H3 |
| | 300 | 1 | 30 | 8.5 | - | FH 5/1 | 1 | 11213306 | PF 1152 300 H1 |



## Half-round pointed (1152 SP)

Half-round pointed file, cut on two sides. Tanged version. Shape E according to DIN 7261. Suitable for work on radii and for filing of half-round shapes.

**Special features:**
- Excellent filing performance thanks to PFERD TOOLS spiral cut.
- Long tool life.
- Suitable for use on aluminium, bronze, copper, brass, zinc, grey cast iron, steels up to 1,200 N/mm² and cast steel.

| Profile | Length [mm] | Cut | Width [mm] | Height [mm] | Matching handle | Incl. handle | | Item no. | Designation |
|---|---|---|---|---|---|---|---|---|---|
| **Industrial packaging (without handle)** | | | | | | | | | |
| 1152 SP | 100 | 1 | 10.4 | 2.5 | FH 3 | - | 10 | 11105101 | 1152 SP 100 H1 |
| | | 2 | 10.4 | 2.5 | FH 3 | - | 10 | 11105102 | 1152 SP 100 H2 |
| | | 3 | 10.4 | 2.5 | FH 3 | - | 10 | 11105103 | 1152 SP 100 H3 |
| | 150 | 1 | 16 | 4.5 | FH 3 | - | 10 | 11125151 | 1152 SP 150 H1 |
| | | 2 | 16 | 4.5 | FH 3 | - | 10 | 11125152 | 1152 SP 150 H2 |
| | | 3 | 16 | 4.5 | FH 3 | - | 10 | 11125153 | 1152 SP 150 H3 |
| | 200 | 1 | 20 | 6 | FH 4/1 | - | 10 | 11125201 | 1152 SP 200 H1 |
| | | 2 | 20 | 6 | FH 4/1 | - | 10 | 11125202 | 1152 SP 200 H2 |
| | | 3 | 20 | 6 | FH 4/1 | - | 10 | 11125203 | 1152 SP 200 H3 |
| | 250 | 1 | 25 | 7 | FH 4/1 | - | 10 | 11125251 | 1152 SP 250 H1 |
| | | 2 | 25 | 7 | FH 4/1 | - | 10 | 11125252 | 1152 SP 250 H2 |
| | | 3 | 25 | 7 | FH 4/1 | - | 10 | 11125253 | 1152 SP 250 H3 |
| | 300 | 1 | 30 | 8.5 | FH 5/1 | - | 5 | 11125301 | 1152 SP 300 H1 |
| | | 2 | 30 | 8.5 | FH 5/1 | - | 5 | 11125302 | 1152 SP 300 H2 |
| | | 3 | 30 | 8.5 | FH 5/1 | - | 5 | 11125303 | 1152 SP 300 H3 |
| | 350 | 1 | 35 | 10 | FH 5/1 | - | 5 | 11125351 | 1152 SP 350 H1 |
| **Retail packaging (with ergonomic file handle)** | | | | | | | | | |
| 1152 SP | 150 | 1 | 16 | 4.5 | - | FH 3 | 1 | 11235156 | PF 1152 SP 150 H1 |
| | | 2 | 16 | 4.5 | - | FH 3 | 1 | 11235157 | PF 1152 SP 150 H2 |
| | | 3 | 16 | 4.5 | - | FH 3 | 1 | 11235158 | PF 1152 SP 150 H3 |
| | 200 | 1 | 20 | 6 | - | FH 4/1 | 1 | 11235206 | PF 1152 SP 200 H1 |
| | | 2 | 20 | 6 | - | FH 4/1 | 1 | 11235207 | PF 1152 SP 200 H2 |
| | | 3 | 20 | 6 | - | FH 4/1 | 1 | 11235208 | PF 1152 SP 200 H3 |
| | 250 | 1 | 25 | 7 | - | FH 4/1 | 1 | 11235256 | PF 1152 SP 250 H1 |
| | | 2 | 25 | 7 | - | FH 4/1 | 1 | 11235257 | PF 1152 SP 250 H2 |
| | | 3 | 25 | 7 | - | FH 4/1 | 1 | 11235258 | PF 1152 SP 250 H3 |
| | 300 | 1 | 30 | 8.5 | - | FH 5/1 | 1 | 11235306 | PF 1152 SP 300 H1 |
| | | 2 | 30 | 8.5 | - | FH 5/1 | 1 | 11235307 | PF 1152 SP 300 H2 |
| | | 3 | 30 | 8.5 | - | FH 5/1 | 1 | 11235308 | PF 1152 SP 300 H3 |

# Files for the workshop
## Machinist's files, DIN series



### Round (1162)

Round file with circumferential cut. Tanged version. Shape F according to DIN 7261. Suitable for work on radii and for filing profiles with inner radii.



**Special features:**
- Excellent filing performance thanks to PFERD TOOLS spiral cut.
- Long tool life.
- Suitable for use on aluminium, bronze, copper, brass, zinc, grey cast iron, steels up to 1,200 N/mm² and cast steel.

| Profile | Length [mm] | Cut | Diameter [mm] | Matching handle | Incl. handle | | Item no. | Designation |
|---|---|---|---|---|---|---|---|---|
| **Industrial packaging (without handle)** | | | | | | | | |
| 1162 | 100 | 1 | 4 | FH 2 | - | 10 | 11107101 | 1162 100 H1 |
| | | 2 | 4 | FH 2 | - | 10 | 11107102 | 1162 100 H2 |
| | | 3 | 4 | FH 2 | - | 10 | 11107103 | 1162 100 H3 |
| | 150 | 1 | 6 | FH 3 | - | 10 | 11107151 | 1162 150 H1 |
| | | 2 | 6 | FH 3 | - | 10 | 11107152 | 1162 150 H2 |
| | | 3 | 6 | FH 3 | - | 10 | 11107153 | 1162 150 H3 |
| | 200 | 1 | 7.5 | FH 4 | - | 10 | 11107201 | 1162 200 H1 |
| | | 2 | 7.5 | FH 4 | - | 10 | 11107202 | 1162 200 H2 |
| | | 3 | 7.5 | FH 4 | - | 10 | 11107203 | 1162 200 H3 |
| | 250 | 1 | 9.5 | FH 4 | - | 10 | 11107251 | 1162 250 H1 |
| | | 2 | 9.5 | FH 4 | - | 10 | 11107252 | 1162 250 H2 |
| | | 3 | 9.5 | FH 4 | - | 10 | 11107253 | 1162 250 H3 |
| | 300 | 1 | 12 | FH 5 | - | 5 | 11107301 | 1162 300 H1 |
| | | 2 | 12 | FH 5 | - | 5 | 11107302 | 1162 300 H2 |
| | | 3 | 12 | FH 5 | - | 5 | 11107303 | 1162 300 H3 |
| | 350 | 1 | 15 | FH 5 | - | 5 | 11107351 | 1162 350 H1 |
| **Retail packaging (with ergonomic file handle)** | | | | | | | | |
| 1162 | 150 | 1 | 6 | - | FH 3 | 1 | 11214156 | PF 1162 150 H1 |
| | | 2 | 6 | - | FH 3 | 1 | 11214157 | PF 1162 150 H2 |
| | | 3 | 6 | - | FH 3 | 1 | 11214158 | PF 1162 150 H3 |
| | 200 | 1 | 7.5 | - | FH 4 | 1 | 11214206 | PF 1162 200 H1 |
| | | 2 | 7.5 | - | FH 4 | 1 | 11214207 | PF 1162 200 H2 |
| | | 3 | 7.5 | - | FH 4 | 1 | 11214208 | PF 1162 200 H3 |
| | 250 | 1 | 9.5 | - | FH 4 | 1 | 11214256 | PF 1162 250 H1 |
| | | 2 | 9.5 | - | FH 4 | 1 | 11214257 | PF 1162 250 H2 |
| | | 3 | 9.5 | - | FH 4 | 1 | 11214258 | PF 1162 250 H3 |
| | 300 | 1 | 12 | - | FH 5 | 1 | 11214306 | PF 1162 300 H1 |





## Knife files (1172)

Triangular file with knife profile, cut on two sides and the narrow edge. Tanged version. Shape G according to DIN 7261. For work on very acute-angled and narrow geometries.

**Special features:**
- Uniformly high stock removal rate.
- Long tool life.
- Suitable for use on aluminium, bronze, copper, brass, zinc, grey cast iron, steels up to 1,200 N/mm² and cast steel.

| Profile | Length [mm] | Cut | Width [mm] | Height [mm] | Matching handle | | Item no. | Designation |
|---|---|---|---|---|---|---|---|---|
| **Industrial packaging (without handle)** | | | | | | | | |
| 1172 | 150 | 2 | 16 | 5.2 x 1.25 | FH 3 | 10 | 11109152 | 1172 150 H2 |
| | | 3 | 16 | 5.2 x 1.25 | FH 3 | 10 | 11109153 | 1172 150 H3 |
| | 200 | 1 | 20 | 6.4 x 1.5 | FH 4/1 | 10 | 11109201 | 1172 200 H1 |
| | | 2 | 20 | 6.4 x 1.5 | FH 4/1 | 10 | 11109202 | 1172 200 H2 |
| | | 3 | 20 | 6.4 x 1.5 | FH 4/1 | 10 | 11109203 | 1172 200 H3 |
| | 250 | 1 | 25 | 7.9 x 1.75 | FH 4/1 | 10 | *11109251* | 1172 250 H1 |
| | | 2 | 25 | 7.9 x 1.75 | FH 4/1 | 10 | 11109252 | 1172 250 H2 |





## PFERD TOOLS PLUS files, hand type (1112)

Rectangular file, cut on three sides, one edge uncut. Tanged design. Shape A in accordance with DIN 7261. Excellent filing performance thanks to the special PFERD TOOLS PLUS cut. Suitable for work on rectangular geometries.



**Special features:**
- Easy and energy-saving working due to spade-like filing teeth.
- No clogging whilst processing soft materials thanks to a wide chip divider.
- Can be used generally for all hobby and DIY purposes.

| Profile | Length [mm] | Cut | Width [mm] | Height [mm] | Incl. handle | | Item no. | Designation |
|---|---|---|---|---|---|---|---|---|
| **Retail packaging (with ergonomic file handle)** | | | | | | | | |
| 1112 | 200 | PLUS-cut | 20 | 5 | FH 4/1 | 1 | 11215206 | PF 1112 PLUS 200 |
| | 250 | PLUS-cut | 25 | 6 | FH 4/1 | 1 | 11215256 | PF 1112 PLUS 250 |
| | 300 | PLUS-cut | 30 | 6.5 | FH 5/1 | 1 | 11215306 | PF 1112 PLUS 300 |

*Discontinued product*

# Files for the workshop
## Machinist's files, DIN series



### Machinist's files in plastic pouch WR

Quality files for industry and trade in a protective and climate-resistant PVC pouch for storage in a toolbox or on a workbench. Each file comes with an ergonomic file handle.

**Special features:**
- Suitable for a wide range of applications.
- Includes matching plastic pouch to save space when stored.

| Length [mm] | Contents | | Item no. | Designation |
|---|---|---|---|---|
| **WR design = Machinist's files in plastic pouch** | | | | |
| 200 | 1112 200 H1, 1142 200 H1, 1152 200 H1, 1162 200 H1, 1552 200 H2 | 1 | 11800520 | 520 WR 200 |
| | 1112 200 H1, 1132 200 H1, 1142 200 H1, 1152 SP 200 H1, 1162 200 H1 | 1 | 11800531 | 531 WR 200 |
| | 1112 200 H2, 1132 200 H2, 1142 200 H2, 1152 SP 200 H2, 1162 200 H2 | 1 | 11800532 | 532 WR 200 |
| | 1112 200 H3, 1132 200 H3, 1142 200 H3, 1152 SP 200 H3, 1162 200 H3 | 1 | 11800533 | 533 WR 200 |
| 250 | 1112 250 H1, 1132 250 H1, 1142 250 H1, 1152 SP 250 H1, 1162 250 H1 | 1 | 11800541 | 541 WR 250 |
| | 1112 250 H2, 1132 250 H2, 1142 250 H2, 1152 SP 250 H2, 1162 250 H2 | 1 | 11800542 | 542 WR 250 |
| | 1112 250 H3, 1132 250 H3, 1142 250 H3, 1152 SP 250 H3, 1162 250 H3 | 1 | 11800543 | 543 WR 250 |
| 300 | 1112 300 H1, 1132 300 H1, 1142 300 H1, 1152 SP 300 H1, 1162 300 H1 | 1 | 11800551 | 551 WR 300 |
| | 1112 300 H2, 1132 300 H2, 1142 300 H2, 1152 SP 300 H2, 1162 300 H2 | 1 | 11800552 | 552 WR 300 |
| 200 / 300 | 1112 200 H1, 1112 300 H1, 1112 200 H2, 1112 300 H2, 1112 200 H3, 1112 300 H3 | 1 | 11800555 | 555 WR 200/300 |




### File set

Quality files designed to meet the needs of DIY users in a protective cardboard box. Precise versions with a high stock removal rate and a long tool life. Also suitable for sharpening. Each file comes with an ergonomic file handle.

**Contents:**
The set consists of a PF 1512 VZ 200 H1/1 (file rasp), a PF 1152 200 H1 (half-round file) and a PF 1212 VZ 200 H1/2 (hobby file).

| Length [mm] | Contents | | Item no. | Designation |
|---|---|---|---|---|
| 200 | PF 1152 200 H1, PF 1212 VZ 200 H1/2, PF 1512 VZ 200 H1/1 | 1 | 11202300 | PF-Set 300 200 |





## Hobby file (1212)

Rectangular file with different cuts on three sides. Version with tang and ergonomic file handle. Cross cut 1 on front side for roughing, single cut 2 on back side and edge for sharpening.

**Special features:**
- For roughing and sharpening using the same tool.
- Versatile.
- Suitable for use on steel and cast steel.

| Profile | Length [mm] | Cut | Width [mm] | Height [mm] | Incl. handle | | Item no. | Designation |
|---|---|---|---|---|---|---|---|---|
| **Retail packaging (with ergonomic file handle)** | | | | | | | | |
| 1212 | 200 | Cross cut 1 / single cut 2 | 25 | 4.5 | FH 4/1 | 1 | 11273207 | PF 1212 VZ 200 H1/2 |





## File rasp (1512)

Rectangular file with different cuts on both flat sides. Version with tang and ergonomic file handle. Cross cut 1 on front side for roughing, rasp cut 1 on back side for rasping and one cut edge.

**Special features:**
- For roughing and sharpening using the same tool.
- Versatile.
- Suitable for use on soft non-ferrous metals, wood, plastics and steel.

| Profile | Length [mm] | Cut | Width [mm] | Height [mm] | Incl. handle | | Item no. | Designation |
|---|---|---|---|---|---|---|---|---|
| **Retail packaging (with ergonomic file handle)** | | | | | | | | |
| 1512 | 200 | Cross cut 1 / rasp cut 1 | 20 | 5 | FH 4/1 | 1 | 11232206 | PF 1512 VZ 200 H1/1 |





## Universal sharpening file (1212)

Rectangular file, tanged and single cut 2 on two sides, with rounded, uncut narrow edges and ergonomic file handle. Often referred to as a lawnmower file. Suitable for sharpening cutting tools.



**Special features:**
- Long tool life.
- High surface quality with optimum cutting performance.
- Suitable for use on steel and cast steel.

| Profile | Length [mm] | Cut | Width [mm] | Height [mm] | Incl. handle | | Item no. | Designation |
|---|---|---|---|---|---|---|---|---|
| **Retail packaging (with ergonomic file handle)** | | | | | | | | |
| 1212 | 200 | Single cut 2 | 25 | 4.5 | FH 4/1 | 1 | 11272207 | PF 1212 ruk 200 H2 |





## Fitter's file (611)

Rectangular file with different milled cuts, tanged and with ergonomic file handle. Straight cut with chip divider on front side, radial cut on rear, uncut edges.

**Special features:**
- Extremely robust design.
- Versatile.
- Suitable for use on aluminium, soft non-ferrous metals, wood, plastics, steels up to 1,200 N/mm² and cast steel.

| Profile | Length [mm] | Cut | Width [mm] | Height [mm] | Incl. handle | | Item no. | Designation |
|---|---|---|---|---|---|---|---|---|
| **Retail packaging (with ergonomic file handle)** | | | | | | | | |
| 611 | 250 | Radial 1/straight 2 | 24 | 5.3 | FH 4/1 | 1 | 11273256 | PF 611 250 Z1/2 |





## Files for aluminium, hand (1612 w)

Rectangular file, tanged and special cut on three sides, one edge uncut. Shape A according to DIN 7261. Particularly suitable for work on soft metals.



**Special features:**
- Special tooth geometry prevents the file from clogging.
- Good surfaces and labour-saving work.
- Suitable for use on aluminium, soft non-ferrous metals and plastics.

| Profile | Length [mm] | Cut | Width [mm] | Height [mm] | Matching handle | | Item no. | Designation |
|---|---|---|---|---|---|---|---|---|
| 1612 w | 250 | 0 | 25 | 6 | FH 4/1 | 10 | 11102250 | 1612 w 250 H0 |
| | 300 | 0 | 30 | 6.5 | FH 5/1 | 5 | 11102300 | 1612 w 300 H0 |





## Files for aluminium, half-round (1652 w)

Half-round file, tanged with cut on two sides. Shape E according to DIN 7261. Excellent filing performance thanks to the PFERD TOOLS spiral cut on the half-round side. Particularly suitable for work on soft metals.

**Special features:**
- Special tooth geometry prevents the file from clogging.
- Good surfaces and labour-saving work.
- Suitable for use on aluminium, soft non-ferrous metals and plastics.

| Profile | Length [mm] | Cut | Width [mm] | Height [mm] | Matching handle | | Item no. | Designation |
|---|---|---|---|---|---|---|---|---|
| 1652 w | 250 | 0 | 25 | 7 | FH 4/1 | 10 | 11106250 | 1652 w 250 H0 |
| | 300 | 0 | 30 | 8.5 | FH 5/1 | 5 | 11106300 | 1652 w 300 H0 |





## Deburring files

Rectangular file, tanged and cross cut on three sides, one edge uncut. The cross cut is characterized by a particularly high stock removal rate. Also well suited to work on plastics, particularly thermosetting plastics.

**Special features:**
- Exceptionally high stock removal rate.
- Versatile.
- Suitable for use on soft non-ferrous metals and plastics.

| Profile | Length [mm] | Cut | Width [mm] | Height [mm] | Matching handle | | Item no. | Designation |
|---|---|---|---|---|---|---|---|---|
| 1312 | 150 | Cross cut | 16 | 2.8 | FH 3 | 10 | *11110150* | 1312 150 |
| | 200 | Cross cut | 20 | 3.5 | FH 4/1 | 10 | *11110200* | 1312 200 |



*Discontinued product*





## Lathe files

Rectangular file, tanged and cut on two sides, two edges uncut. Shape H according to DIN 7261. Suitable for deburring parts turned on a lathe.



**Special features:**
- Opposed direction of the cut on the front and back side causes the file to move away from the chuck during lathe work. This improves safety.
- Suitable for use on aluminium, hard non-ferrous metals, plastics, steel and cast steel.

| Profile | Length [mm] | Cut | Width [mm] | Height [mm] | Matching handle | | Item no. | Designation |
|---|---|---|---|---|---|---|---|---|
| 1612 DE | 250 | Single cut | 25 | 6 | FH 4/1 | 10 | 12119253 | 1612 DE 250 H1 |
| | 300 | Single cut | 30 | 6.5 | FH 5/1 | 5 | 12119303 | 1612 DE 300 H1 |

# Key files





## Hand (1117)

Small files in accordance with DIN 7283 perfectly suited to light and delicate filing tasks, especially in tool and mould-making. Rectangular file that is cut on three sides and uncut on one side. Tanged design.



**Special features:**
- Versatile.
- Very handy design for the processing of delicate components.
- Suitable for use on aluminium, copper, brass, zinc, grey cast iron, steels up to 1,200 N/mm² and cast steel.

| Profile | Length [mm] | Cut | Width [mm] | Height [mm] | Matching handle | Incl. handle | | Item no. | Designation |
|---|---|---|---|---|---|---|---|---|---|
| **Industrial packaging (without handle)** | | | | | | | | | |
| 1117 | 100 | 2 | 10 | 1.4 | FH 2 | - | 10 | 11502102 | 1117 100 H2 |
| | 150 | 2 | 16 | 1.8 | FH 2 | - | 10 | 11502152 | 1117 150 H2 |
| **POS packaging (with wooden handle)** | | | | | | | | | |
| 1117 | 100 | 2 | 10 | 1.4 | - | Wooden handle | 1 | 11251102 | PF 1117 100 H2 |

# Files for the workshop
## Key files



### Flat (1127)

Small files in accordance with DIN 7283 perfectly suited to light and delicate filing tasks, especially in tool and mould-making. Rectangular file, tapered and cut on four sides. Tanged design.



**Special features:**
- Versatile.
- Very handy design for the processing of delicate components.
- Suitable for use on aluminium, copper, brass, zinc, grey cast iron, steels up to 1,200 N/mm² and cast steel.

| Profile | Length [mm] | Cut | Width [mm] | Height [mm] | Matching handle | | Item no. | Designation |
|---|---|---|---|---|---|---|---|---|
| 1127 | 100 | 2 | 10 | 1.4 | FH 2 | 10 | 11501102 | 1127 100 H2 |
| | 150 | 2 | 16 | 1.8 | FH 2 | 10 | 11501152 | 1127 150 H2 |



### Three square (1137)

Small files in accordance with DIN 7283 perfectly suited to light and delicate filing tasks, especially in tool and mould-making. Triangular file, tapered and cut on three sides. Tanged design.

**Special features:**
- Versatile.
- Very handy design for the processing of delicate components.
- Suitable for use on aluminium, copper, brass, zinc, grey cast iron, steels up to 1,200 N/mm² and cast steel.

| Profile | Length [mm] | Cut | Width [mm] | Matching handle | | Item no. | Designation |
|---|---|---|---|---|---|---|---|
| 1137 | 100 | 2 | 5 | FH 2 | 10 | 11505102 | 1137 100 H2 |



### Square (1147)

Small files in accordance with DIN 7283 perfectly suited to light and delicate filing tasks, especially in tool and mould-making. Square file, tapered and cut on four sides. Tanged design.

**Special features:**
- Versatile.
- Very handy design for the processing of delicate components.
- Suitable for use on aluminium, copper, brass, zinc, grey cast iron, steels up to 1,200 N/mm² and cast steel.

| Profile | Length [mm] | Cut | Width [mm] | Matching handle | Incl. handle | | Item no. | Designation |
|---|---|---|---|---|---|---|---|---|
| **Industrial packaging (without handle)** | | | | | | | | |
| 1147 | 100 | 2 | 4 | FH 2 | - | 10 | 11506102 | 1147 100 H2 |
| **POS packaging (with wooden handle)** | | | | | | | | |
| 1147 | 100 | 2 | 4 | - | Wooden handle | 1 | 11254102 | PF 1147 100 H2 |





## Half-round (1157)

Small files in accordance with DIN 7283 perfectly suited to light and delicate filing tasks, especially in tool and mould-making. Half-round file, cut on two sides. Tanged design.

**Special features:**
- Versatile.
- Very handy design for the processing of delicate components.
- Suitable for use on aluminium, copper, brass, zinc, grey cast iron, steels up to 1,200 N/mm² and cast steel.

| Profile | Length [mm] | Cut | Width [mm] | Height [mm] | Matching handle | Incl. handle | | Item no. | Designation |
|---|---|---|---|---|---|---|---|---|---|
| **Industrial packaging (without handle)** | | | | | | | | | |
| 1157 | 100 | 2 | 9 | 3 | FH 2 | - | 10 | 11503102 | 1157 100 H2 |
| **POS packaging (with wooden handle)** | | | | | | | | | |
| 1157 | 100 | 2 | 9 | 3 | - | Wooden handle | 1 | 11255102 | PF 1157 100 H2 |





## Round (1167)

Small files in accordance with DIN 7283 perfectly suited to light and delicate filing tasks, especially in tool and mould-making. Round file with circumferential cut. Tanged design.



**Special features:**
- Versatile.
- Very handy design for the processing of delicate components.
- Suitable for use on aluminium, copper, brass, zinc, grey cast iron, steels up to 1,200 N/mm² and cast steel.

| Profile | Length [mm] | Cut | Diameter [mm] | Matching handle | Incl. handle | | Item no. | Designation |
|---|---|---|---|---|---|---|---|---|
| **Industrial packaging (without handle)** | | | | | | | | |
| 1167 | 100 | 2 | 3 | FH 2 | - | 10 | 11504102 | 1167 100 H2 |
| **POS packaging (with wooden handle)** | | | | | | | | |
| 1167 | 100 | 2 | 3 | - | Wooden handle | 1 | 11256102 | PF 1167 100 H2 |

# Files for the workshop
## Key file sets



### Key file set 265 A

Contains an application-oriented selection of key files. Ideal for fine and delicate filing.

**Contents:**
The set contains six key files and a quick-mounting handle. The set comprises one each of the following files: hand (1117), flat (1127), three square (1137), square (1147), half-round (1157), round (1167).

**Special features:**
- Suitable for a wide range of delicate and light filing tasks.
- Supplied with quick-mounting handle no. 220 in a plastic pouch to protect against dirt and damage. Handle is only available in a set and not individually.

| Length [mm] | | Item no. | Designation |
|---|---|---|---|
| 100 | 1 | 11702100 | 265 A 100 H2 |




### Key file set 265 B

Contains an application-oriented selection of key files. Ideal for fine and delicate filing.

**Contents:**
The set contains six key files. The set comprises one each of the following files: hand (1117), flat (1127), three square (1137), square (1147), half-round (1157) and round (1167).

**Special features:**
- Suitable for a wide range of delicate and light filing tasks.
- Supplied with mounted wooden handles in a plastic pouch to protect against dirt and damage. Key files are only available in a set and not individually.

| Length [mm] | | Item no. | Designation |
|---|---|---|---|
| 100 | 1 | 11706100 | 265 B 100 H2 |



### Key file set 265 K

Contains an application-oriented selection of key files. Ideal for fine and delicate filing.

**Contents:**
The set contains six key files. The set comprises one each of the following files: hand (1117), flat (1127), three square (1137), square (1147), half-round (1157) and round (1167).

**Special features:**
- Suitable for a wide range of delicate and light filing tasks.
- Supplied with mounted wooden handles in a metal box to protect against dirt and damage. Key files are only available in a set and not individually.

| Length [mm] | | Item no. | Designation |
|---|---|---|---|
| 100 | 1 | 11700265 | 265 K 100 H2 |





## Tungsten point file

Rectangular file with flat handle and cut 2 on two sides. Shape A according to DIN 7283. Very thin file, which is particularly suitable for work on contacts, narrow grooves and cut holes.

**Special features:**
- The punched file handle eliminates the need for an additional handle.
- Practical design.
- Suitable for use on soft non-ferrous metals, steel and cast steel.

| Profile | Length [mm] | Cut | Width [mm] | Height [mm] | | Item no. | Designation |
|---|---|---|---|---|---|---|---|
| 1118 A | 100 | 2 | 8 | 1.2 | 10 | 11509150 | 1118 A 100 H2 |

# Car body files
## Adjustable holders for car body files



### Adjustable holders for car body files

This light ergonomic holder with plastic handles without plasticizer allows individual tensioning of car body file blades to match the surface contour of the workpiece.



**Special features:**
- The bending radius of the file can be steplessly adjusted via the tensioning system.
- Can be used in a focused manner or over a wide area as the car body file can be used curved as well as straight.
- Enables work with low levels of fatigue thanks to vibration-damping rubber pad.

| Suitable for file length [mm] | | Item no. | Designation |
|---|---|---|---|
| 300 | 1 | 14000167 | KFH 300 |
| 350 | 1 | 14203350 | KFH 350 |

## Car body file blades

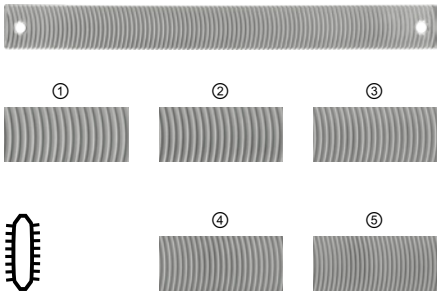


### Car body file blades 299 b

The car body file blades have razor-sharp tooth edges and, thanks to the individual clamping in the car body file holder, can be adjusted to the contour of the surface to be worked. The file blades can also be used at specific points.

**Special features:**
- The bending radius of the file can be steplessly adjusted via the tensioning system.
- Convex shape of the file blades prevents unwanted scratches.
- Suitable for use on aluminium and steels up to 1,200 N/mm².

| Image | Profile | Length [mm] | Cut | Version | Width [mm] | Height [mm] | Teeth per inch | | Item no. | Designation |
|---|---|---|---|---|---|---|---|---|---|---|
| ③ | 299 b | 300 | 1 | coarse | 31 | 4.7 | 9 | 1 | 14101301 | 299 b 300 Z1 |
| ④ | 299 b | 300 | 2 | medium | 31 | 4.7 | 10 | 1 | 14101302 | 299 b 300 Z2 |
| ⑤ | 299 b | 300 | 3 | fine | 31 | 4.7 | 12 | 1 | 14101303 | 299 b 300 Z3 |
| ① | 299 b | 350 | 00 | extra-coarse | 36 | 5.8 | 7 | 1 | 14101357 | 299 b 350 Z00 |
| ② | 299 b | 350 | 0 | very coarse | 36 | 5.2 | 8 | 1 | 14101350 | 299 b 350 Z0 |
| ③ | 299 b | 350 | 1 | coarse | 36 | 4.7 | 9 | 1 | 14101351 | 299 b 350 Z1 |
| ④ | 299 b | 350 | 2 | medium | 36 | 4.7 | 10 | 1 | 14101352 | 299 b 350 Z2 |
| ⑤ | 299 b | 350 | 3 | fine | 36 | 4.7 | 12 | 1 | 14101353 | 299 b 350 Z3 |



### Car body file blades 299 e

The car body file blades with special cross cut have can be adjusted to the contour of the surface to be worked as they are clamped individually in the car body file holder. The file blades can also be used at specific points.

**Special features:**
- The bending radius of the file can be steplessly adjusted via the tensioning system.
- Suitable for use on aluminium and steels up to 1,200 N/mm².

| Profile | Length [mm] | Cut | Version | Width [mm] | Height [mm] | | Item no. | Designation |
|---|---|---|---|---|---|---|---|---|
| 299 e | 350 | Special cross cut (SK) | Extra fine | 36 | 4.7 | 1 | 14107359 | 299 e 350 |



## Car body files tanged

File curved in longitudinal and transverse direction (convex), tanged. Cut on one side.



**Special features:**
- Convex shape of the file prevents unwanted scratches.
- Can be used in a focused manner.
- Suitable for use on aluminium and steels up to 1,200 N/mm².

| Profile | Length [mm] | Cut | Width [mm] | Height [mm] | Matching handle | | Item no. | Designation |
|---|---|---|---|---|---|---|---|---|
| 299 c | 350 | 1 | 34.5 | 7.6 | FH 5/1 | 5 | 14103351 | 299 c 350 H1 |
| | | 3 | 34.5 | 7.6 | FH 5/1 | 5 | 14103353 | 299 c 350 H3 |

# Milled tooth files
## Paint peeler



### Paint peeler

Small paint peeler with file blade that can be used on both sides, for finishing of very small painted surfaces thanks to precisely adjustable plastic holder. For levelling and correction of painting faults, and for removal of extremely thin paint layers.



**Special features:**
- Convex shape prevents unwanted scratches.
- Precision-cut, razor-sharp teeth provide a very high-quality, score-free surface finish.
- Surfaces can be painted or processed immediately.

| Length [mm] | Cut | Width [mm] | Height [mm] | Replacement file | | Item no. | Designation |
|---|---|---|---|---|---|---|---|
| **Paint peeler (including file)** | | | | | | | |
| 50 | 3 | 36 | 4.7 | LAHF 50 Z3 | 1 | 14302001 | LAH Z3 |
| **Replacement file for paint peeler** | | | | | | | |
| 50 | 3 | 36 | 4.7 | - | 10 | 14131053 | LAHF 50 Z3 |

## Universal chamfer file

①



②



### Universal chamfer file

Rectangular file in a special plastic holder, angled cut on two sides. Ideal for quick and easy deburring work.



**Special features:**
- The special holder enables easy tool control and exact, right-angled positioning of the chamfer file on the guide rail.
- Outstandingly well suited for sharpening ski edges and repairing guide rails on motor saws.
- Suitable for use on aluminium, grey cast iron and steels up to 1,200 N/mm².

| Image | Length [mm] | Cut | Width [mm] | Height [mm] | Replacement file | | Item no. | Designation |
|---|---|---|---|---|---|---|---|---|
| **Universal chamfer file (including file blade)** | | | | | | | | |
| ① | 110 | 2 | - | - | KF 110 Z2 | 1 | 13217110 | UKF Z2 |
| **Spare file blade** | | | | | | | | |
| ② | 110 | 2 | 31 | 4.7 | - | 10 | 13215112 | KF 110 Z2 |

# Milled tooth files
## Milled tooth files, tanged





### Hand

Rectangular file with cuts on three sides. Tanged version. Angled cut with chip divider on the flat sides, straight cut on the high edge. Suitable for work on rectangular geometries.

**Special features:**
- Very aggressive.
- No clogging thanks to the large flutes.
- Suitable for use on aluminium, grey cast iron, steels up to 1,200 N/mm², cast steel, copper and brass.

| Profile | Length [mm] | Cut | Width [mm] | Height [mm] | Matching handle | | Item no. | Designation |
|---|---|---|---|---|---|---|---|---|
| 290 | 250 | 1 | 25 | 4.8 | FH 4/1 | 10 | 13101251 | 290 250 Z1 |
| | | 2 | 25 | 4.8 | FH 4/1 | 10 | 13101252 | 290 250 Z2 |
| | 300 | 1 | 30 | 5 | FH 5/1 | 5 | 13101301 | 290 300 Z1 |
| | | 2 | 30 | 5 | FH 5/1 | 5 | 13101302 | 290 300 Z2 |
| | | 3 | 30 | 5 | FH 5/1 | 5 | 13101303 | 290 300 Z3 |
| | 350 | 1 | 36 | 7 | FH 5/1 | 5 | 13101351 | 290 350 Z1 |
| | | 2 | 36 | 7 | FH 5/1 | 5 | 13101352 | 290 350 Z2 |



### Half-round, hollow

Half-round file, hollow and tapered. Tanged version. With chip divider on the half-round side, angled cut on one side. Suitable for work on radii and for filing of half-round shapes.



**Special features:**
- Very aggressive.
- No clogging thanks to the large flutes.
- Suitable for use on aluminium, grey cast iron, steels up to 1,200 N/mm², cast steel, copper and brass.

| Profile | Length [mm] | Cut | Width [mm] | Height [mm] | Matching handle | | Item no. | Designation |
|---|---|---|---|---|---|---|---|---|
| 295 | 250 | 1 | 23 | 7 | FH 4/1 | 10 | 13103251 | 295 250 Z1 |
| | 300 | 1 | 27 | 9 | FH 5/1 | 5 | 13103301 | 295 300 Z1 |

## Brake calliper files



### Brake calliper files

Hand brake calliper files for cleaning and smoothing brake callipers and contact surfaces of brake pads. The milled files are suitable for removing brake dust, rust and other dirt from brake calliper bores when maintaining and repairing disc brake systems in the field of vehicle technology.



**Special features:**
- Milled file with exact tooth geometry and excellent cutting performance.
- Creates clean, flat surfaces for precise positioning of the brake pads to prevent uneven wear.
- Removes even stubborn residues.

| Profile | Length [mm] | Cut | Width [mm] | Height [mm] | | Item no. | Designation |
|---|---|---|---|---|---|---|---|
| BSF 150 | 150 | 2 | 12.5 | 5.5 | 1 | 13280161 | BSF 150-12,5 Z2 |
| | | | 9.8 | 5.5 | 1 | 13280160 | BSF 150-9,8 Z2 |

# Milled tooth files
## Milled tooth file blades





### Hand

Rectangular file with two holes for mounting on the file holder, angled cut with chip divider on the flat sides.



**Special features:**
- Very aggressive.
- No clogging thanks to the large flutes.
- Suitable for use on aluminium, grey cast iron, cast steel and steels up to 1,200 N/mm².

| Profile | Length [mm] | Cut | Width [mm] | Height [mm] | Suitable holders | | Item no. | Designation |
|---|---|---|---|---|---|---|---|---|
| 296 | 300 | 1 | 31 | 4.7 | 296a/300 | 5 | 13201301 | 296 300 Z1 |
| | | 2 | 31 | 4.7 | 296a/300 | 5 | 13201302 | 296 300 Z2 |
| | 350 | 1 | 36 | 4.7 | 296a/350 | 5 | 13201351 | 296 350 Z1 |
| | | 2 | 36 | 4.7 | 296a/350 | 5 | 13201352 | 296 350 Z2 |

## Holder for file blades



### Holder for file blades

This reusable file holder gives optimum file control and optimum filing results. It can also easily be used for car body file blades. Available in two sizes for all PFERD TOOLS milled file blades.

**Special features:**
- Quick tool changes without special tools.
- Practical design.

| Suitable for file length [mm] | Matching handle | | Item no. | Designation |
|---|---|---|---|---|
| 300 | FH 5/1 | 1 | 13203300 | 296a/300 |
| 350 | FH 5/1 | 1 | 13203350 | 296a/350 |



## Tungsten carbide files, convex

Flat, rectangular tungsten carbide files, convex in transverse and longitudinal direction, cut on one side. For working on flat and convex surfaces. Please order tungsten carbide file holder separately.

**Special features:**
- High surface quality.
- The best results thanks to radial and convex cut pattern.
- Suitable for use on steel and steel materials with hardness > 54 HRC.

| Length [mm] | Teeth per cm | Height [mm] | Width [mm] | Suitable holders | | Item no. | Designation |
|---|---|---|---|---|---|---|---|
| 50 | 10 | 10 | 5 | HMFH 50 | 1 | 14403041 | HMF 5010/1 |
| 132 | 6.5 | 20 | 7 | HMFH 132 | 1 | 14410131 | HMF 13220/1 |



## Tungsten carbide files flat with chip dividers

Flat, rectangular tungsten carbide files, convex in transverse direction, cut on two sides, one side with chip dividers. For working on flat and convex surfaces. Please order tungsten carbide file holder separately.

**Special features:**
- One side with chip dividers for high stock removal.
- The best results thanks to radial and convex cut pattern.
- Suitable for use on steel and steel materials with hardness > 54 HRC.

| Length [mm] | Teeth per cm | Height [mm] | Width [mm] | Chip divider | Suitable holders | | Item no. | Designation |
|---|---|---|---|---|---|---|---|---|
| 50 | 6.5 | 10 | 5 | 1 side without, 1 side with | HMFH 50 | 1 | 14403042 | HMF 5010/2 |
| 132 | 5 | 20 | 7 | 1 side without, 1 side with | HMFH 132 | 1 | 14410132 | HMF 13220/2 |



①



②

## Round tungsten carbide files

Round tungsten carbide files with circumferential cut for working on concave shapes and for reworking internal radii. Please order tungsten carbide file holder separately.

**Special features:**
- The unique tooth geometry ensures optimum results.
- For 360° use: Mounting in the HMFH 51 R file holder enables the files to be moved about their own axis in 60° increments.
- Suitable for use on steel and steel materials with hardness > 54 HRC.

| Image | Length [mm] | Teeth per cm | Diameter [mm] | Suitable holders | | Item no. | Designation |
|---|---|---|---|---|---|---|---|
| ① | 50 | 8 | 10 | HMFH 51 R | 1 | 14405040 | HMF 1050 |
| ② | 50 | 8 | 12 | HMFH 51 R | 1 | 14406040 | HMF 1250 |

# Tungsten carbide files
## Holder for tungsten carbide files




### Holder for tungsten carbide files

Reusable and ergonomically shaped file holder with ergonomic file handle. Please order tungsten carbide files separately.

**Special features:**
- Optimal file control is guaranteed.
- The best results.
- Quick tool changes.

| Image | Suitable tungsten carbide files | | Item no. | Designation |
|---|---|---|---|---|
| ① | HMF 5010/2, HMF 5010/1 | 1 | 14203050 | HMFH 50 |
| ② | HMF 13220/2, HMF 13220/1 | 1 | 14204132 | HMFH 132 |
| ③ | HMF 1050, HMF 1250 | 1 | 14203051 | HMFH 51 R |





## Saw files, normal (1232)

Triangular file, tapered with tang for a wide range of applications. Cut on three sides and three edges.



**Special features:**
- Good stock removal rate.
- Long tool life.
- Suitable for use on steels up to 1,200 N/mm² and cast steel.

| Profile | Length [mm] | Cut | Width [mm] | Matching handle | Incl. handle | | Item no. | Designation |
|---|---|---|---|---|---|---|---|---|
| **Industrial packaging (without handle)** | | | | | | | | |
| 1232 | 150 | 2 | 12 | FH 3 | - | 10 | 11401152 | 1232 150 H2 |
| | 250 | 2 | 18 | FH 4 | - | 10 | *11401252* | 1232 250 H2 |
| **Retail packaging (with ergonomic file handle)** | | | | | | | | |
| 1232 | 125 | 2 | 10 | - | FH 3 | 1 | 11274127 | PF 1232 125 H2 |
| | 150 | 2 | 12 | - | FH 3 | 1 | *11274157* | PF 1232 150 H2 |





## Saw files, slim (1237)

Triangular file, tapered with tang for a wide range of applications. Cut on three sides and three edges.

**Special features:**
- Good stock removal rate.
- Long tool life.
- Suitable for use on steels up to 1,200 N/mm² and cast steel.

| Profile | Length [mm] | Cut | Width [mm] | Matching handle | Incl. handle | | Item no. | Designation |
|---|---|---|---|---|---|---|---|---|
| **Industrial packaging (without handle)** | | | | | | | | |
| 1237 | 100 | 2 | 6 | FH 2 | - | 10 | 11402102 | 1237 100 H2 |
| | 125 | 2 | 7 | FH 2 | - | 10 | *11402122* | 1237 125 H2 |
| | 150 | 2 | 8.5 | FH 3 | - | 10 | 11402152 | 1237 150 H2 |
| | 175 | 2 | 10 | FH 4 | - | 10 | 11402182 | 1237 175 H2 |
| | 200 | 2 | 12 | FH 4 | - | 10 | 11402202 | 1237 200 H2 |
| **Retail packaging (with ergonomic file handle)** | | | | | | | | |
| 1237 | 125 | 2 | 7 | - | FH 2 | 1 | 11275127 | PF 1237 125 H2 |

*Discontinued product*

# Sharpening files
## Three square saw files





### Saw files, extra slim (1238)

Triangular file, tapered with tang for a wide range of applications. Cut on three sides and three edges.

**Special features:**
- Good stock removal rate.
- Long tool life.
- Suitable for use on steels up to 1,200 N/mm² and cast steel.

| Profile | Length [mm] | Cut | Width [mm] | Matching handle | Incl. handle | | Item no. | Designation |
|---|---|---|---|---|---|---|---|---|
| **Industrial packaging (without handle)** | | | | | | | | |
| 1238 | 100 | 2 | 5 | FH 2 | - | 10 | *11403102* | 1238 100 H2 |
| | 150 | 2 | 7 | FH 2 | - | 10 | 11403152 | 1238 150 H2 |
| **Retail packaging (with ergonomic file handle)** | | | | | | | | |
| 1238 | 150 | 2 | 7 | - | FH 2 | 1 | 11277157 | PF 1238 150 H2 |





### Saw files, ultra-slim (1239)

Triangular file, tapered with tang for a wide range of applications. Cut on three sides and three edges.

**Special features:**
- Good stock removal rate.
- Long tool life.
- Suitable for use on steels up to 1,200 N/mm² and cast steel.

| Profile | Length [mm] | Cut | Width [mm] | Matching handle | | Item no. | Designation |
|---|---|---|---|---|---|---|---|
| 1239 | 125 | 2 | 4.7 | FH 2 | 10 | *11404122* | 1239 125 H2 |
| | 200 | 2 | 8 | FH 3 | 10 | 11404202 | 1239 200 H2 |





### Fine saw file

Triangular file with knife profile, tanged. Cut on two sides and the narrow edge.

**Special features:**
- Good stock removal rate.
- Long tool life.
- Suitable for use on steels up to 1,200 N/mm² and cast steel.

| Profile | Length [mm] | Cut | Width [mm] | Height [mm] | Incl. handle | | Item no. | Designation |
|---|---|---|---|---|---|---|---|---|
| **Retail packaging (with ergonomic file handle)** | | | | | | | | |
| 340 | 110 | 2 | 6.5 | 4.8 | FH 2 | 1 | 11279118 | PF 340 110 H2 |





### Cantsaw file (1230)

Triangular file, tanged. Cut on three sides, non-equilateral triangular shape.

**Special features:**
- Good stock removal rate.
- Long tool life.
- Suitable for use on steels up to 1,200 N/mm² and cast steel.

| Profile | Length [mm] | Cut | Width [mm] | Height [mm] | Matching handle | | Item no. | Designation |
|---|---|---|---|---|---|---|---|---|
| 1230 | 200 | 2 | 22.4 | 12.5 | FH 4 | 10 | 11633202 | 1230 200 H2 |



*Discontinued product*

# Sharpening files
## Three square saw files





### Band saw files (1231)

Triangular file, tapered with tang. Cut on three sides, round cut edges. Shape D according to DIN 7262. Suitable for sharpening saw blades.

**Special features:**
- Good stock removal rate.
- Long tool life.
- Suitable for use on steels up to 1,200 N/mm² and cast steel.

| Profile | Length [mm] | Cut | Width [mm] | Matching handle | | Item no. | Designation |
|---|---|---|---|---|---|---|---|
| 1231 | 150 | 2 | 14.6 | FH 3 | 10 | *11621152* | 1231 150 H2 |
| | 175 | 2 | 15.5 | FH 4 | 10 | *11621182* | 1231 175 H2 |
| | 200 | 2 | 17 | FH 4 | 10 | *11621202* | 1231 200 H2 |

## Knife sharpening files





### Knife sharpening files (1272)

Triangular file with knife profile, tanged. Cut on two sides and the narrow edge. Shape G according to DIN 7262.



| Profile | Length [mm] | Cut | Width [mm] | Height [mm] | Matching handle | Incl. handle | | Item no. | Designation |
|---|---|---|---|---|---|---|---|---|---|
| **Industrial packaging (without handle)** | | | | | | | | | |
| 1272 | 200 | 2 | 20 | 6.4 x 1.5 | FH 4/1 | - | 10 | *11604203* | 1272 200 H2 |
| | 250 | 2 | 25 | 7.9 x 1.75 | FH 4/1 | - | 10 | *11604253* | 1272 250 H2 |
| **Retail packaging (with ergonomic file handle)** | | | | | | | | | |
| 1272 | 200 | 2 | 20 | 6.4 x 1.5 | - | FH 4/1 | 1 | 11276208 | PF 1272 200 H2 |

## Featheredge file





### Featheredge file

File with rhomboid cross section with feather edge profile, tanged. Cut on four sides.

| Profile | Length [mm] | Cut | Width [mm] | Height [mm] | Matching handle | | Item no. | Designation |
|---|---|---|---|---|---|---|---|---|
| 305 | 200 | 2 | 30 | 5 | FH 5/1 | 10 | 11605203 | 305 200 H2 |

*Discontinued product*





## Mill saw files (1212)

Rectangular file, tanged. With two straight edges and cut on four sides. Shape E according to DIN 7276.



| Profile | Length [mm] | Cut | Width [mm] | Height [mm] | Matching handle | | Item no. | Designation |
|---|---|---|---|---|---|---|---|---|
| **Industrial packaging (without handle)** | | | | | | | | |
| 1212 | 200 | 2 | 20 | 3.5 | FH 4/1 | 10 | 11607203 | 1212 200 H2 |
| | 250 | 2 | 25 | 4.5 | FH 4/1 | 10 | *11607253* | 1212 250 H2 |
| | 300 | 2 | 30 | 5 | FH 5/1 | 10 | 11607303 | 1212 300 H2 |





## Mill saw files (1212 gr)

Rectangular file, tanged. With one round and one straight edge and cut on four sides. Shape E according to DIN 7276.

| Profile | Length [mm] | Cut | Width [mm] | Height [mm] | Matching handle | Incl. handle | | Item no. | Designation |
|---|---|---|---|---|---|---|---|---|---|
| **Industrial packaging (without handle) –** gr | | | | | | | | | |
| 1212 gr | 150 | 2 | 16 | 3 | FH 3 | - | 10 | 11608153 | 1212 gr 150 H2 |
| | 200 | 2 | 20 | 3.5 | FH 4/1 | - | 10 | 11608203 | 1212 gr 200 H2 |
| | 250 | 2 | 25 | 4.5 | FH 4/1 | - | 10 | *11608253* | 1212 gr 250 H2 |
| | 300 | 2 | 30 | 5 | FH 5/1 | - | 10 | *11608303* | 1212 gr 300 H2 |
| **POS packaging (with ergonomic file handle) –** gr | | | | | | | | | |
| 1212 gr | 200 | 2 | 20 | 3.5 | - | FH 4/1 | 1 | 11270208 | PF 1212 gr 200 H2 |





## Mill saw files (1212 r)

Rectangular file, tanged. With two round edges and cut on four sides. Shape E according to DIN 7276.

| Profile | Length [mm] | Cut | Width [mm] | Height [mm] | Matching handle | Incl. handle | | Item no. | Designation |
|---|---|---|---|---|---|---|---|---|---|
| **Industrial packaging (without handle) –** r | | | | | | | | | |
| 1212 r | 200 | 2 | 20 | 3.5 | FH 4/1 | - | 10 | 11609203 | 1212 r 200 H2 |
| | 250 | 2 | 25 | 4.5 | FH 4/1 | - | 10 | *11609253* | 1212 r 250 H2 |
| | 300 | 2 | 30 | 5 | FH 5/1 | - | 10 | *11609303* | 1212 r 300 H2 |

*Continued on next page*



*Discontinued product*

# Sharpening files
## Mill saw files



| Profile | Length [mm] | Cut | Width [mm] | Height [mm] | Matching handle | Incl. handle | | Item no. | Designation |
|---|---|---|---|---|---|---|---|---|---|
| **POS packaging (with ergonomic file handle) –** r | | | | | | | | | |
| 1212 r | 200 | 2 | 20 | 3.5 | - | FH 4/1 | 1 | 11271208 | PF 1212 r 200 H2 |
| | 250 | 2 | 25 | 4.5 | - | FH 4/1 | 1 | 11271258 | PF 1212 r 250 H2 |





### Mill saw files, USA type 1212 SP ("mill file")

Rectangular file, tapered with tang, for sharpening, deburring and surface work. Cut on four sides. Shape E in accordance with DIN 7262.

| Profile | Length [mm] | Cut | Width [mm] | Height [mm] | Matching handle | | Item no. | Designation |
|---|---|---|---|---|---|---|---|---|
| **Industrial packaging (without handle) –** r | | | | | | | | |
| 1212 SP | 150 | 1 | 16 | 3 | FH 3 | 10 | 11904151 | 1212 SP 150 H1 |
| | | 3 | 16 | 3 | FH 3 | 10 | *11904153* | 1212 SP 150 H3 |
| | 200 | 1 | 20 | 3.5 | FH 4/1 | 10 | 11904201 | 1212 SP 200 H1 |
| | | 2 | 20 | 3.5 | FH 4/1 | 10 | 11904202 | 1212 SP 200 H2 |
| | | 3 | 20 | 3.5 | FH 4/1 | 10 | 11904203 | 1212 SP 200 H3 |
| | 250 | 1 | 25 | 4.5 | FH 4/1 | 10 | 11904251 | 1212 SP 250 H1 |
| | | 2 | 25 | 4.5 | FH 4/1 | 10 | 11904252 | 1212 SP 250 H2 |
| | | 3 | 25 | 4.5 | FH 4/1 | 10 | 11904253 | 1212 SP 250 H3 |
| | 300 | 1 | 30 | 5 | FH 5/1 | 10 | 11904301 | 1212 SP 300 H1 |
| | | 2 | 30 | 5 | FH 5/1 | 10 | 11904302 | 1212 SP 300 H2 |
| | | 3 | 30 | 5 | FH 5/1 | 10 | 11904303 | 1212 SP 300 H3 |

## Chain saw files






### Chain saw files, round, Classic Line

Round Classic Line file for fast and score-free manual sharpening of saw chains. In comparison to machine sharpening, this file removes stock sparingly without thermal loads caused by friction on the metal.



**Special features:**
- Optimum combination of tool life and stock removal rate.
- Aggressive filing for quick sharpening.

| Profile | Length [mm] | Diameter [mm] | Diameter [inch] | Chain pitch [inch] | Matching handle | | Item no. | Designation |
|---|---|---|---|---|---|---|---|---|
| 412 200 | 200 | 3.5 | 9/64 | 1/4 LP | SH 220 | 6 | 11004153 | 412 200 x 3,5 Classic |
| | | 4 | 5/32 | 1/4, 3/8 LP | FH 2 | 6 | 11016203 | 412 200 x 4,0 Classic |
| | | 4.5 | 11/64 | .325 | FH 2 | 6 | 11017203 | 412 200 x 4,5 Classic |
| | | 4.8 | 3/16 | .325 | FH 2, FH 3 | 6 | 11018203 | 412 200 x 4,8 Classic |
| | | 5.16 | 13/64 | 3/8 | FH 3 | 6 | 11020203 | 412 200 x 5,16 Classic |
| | | 5.5 | 7/32 | 3/8, .404 | FH 3 | 6 | 11022203 | 412 200 x 5,5 Classic |
| | | 6.3 | 1/4 | - | FH 3 | 6 | 11024203 | 412 200 x 6,3 Classic |
| | | 7 | 9/32 | - | FH 3 | 6 | 11026203 | 412 200 x 7,0 Classic |
| | | 7.9 | 5/16 | 3/4 | FH 3 | 6 | 11028203 | 412 200 x 7,9 Classic |

*Discontinued product*

# Sharpening files
## Chain saw files



### Chain saw files, round, Premium Line

Round Premium Line file for fast and score-free manual sharpening of saw chains. In comparison to machine sharpening, this file removes stock sparingly without thermal loads caused by friction on the metal.

**Special features:**
- Perfect sharpness thanks to innovative spiral cut.
- Fine tooth surfaces for maximum cutting performance and gentler filing.

| Profile | Length [mm] | Diameter [mm] | Diameter [inch] | Chain pitch [inch] | Matching handle | | Item no. | Designation |
|---|---|---|---|---|---|---|---|---|
| 412 200 | 200 | 4 | 5/32 | 1/4, 3/8 LP | FH 2 | 6 | 11037203 | 412 200 x 4,0 Premium |
| | | 4.5 | 11/64 | .325 | FH 2 | 6 | 11038203 | 412 200 x 4,5 Premium |
| | | 4.8 | 3/16 | .325 | FH 2, FH 3 | 6 | 11039203 | 412 200 x 4,8 Premium |
| | | 5.16 | 13/64 | 3/8 | FH 3 | 6 | 11040203 | 412 200 x 5,16 Premium |
| | | 5.5 | 7/32 | 3/8, .404 | FH 3 | 6 | 11041203 | 412 200 x 5,5 Premium |



### Chain saw files in plastic pouch, pack of 3, Classic Line

Three round Classic Line files with spiral cut in promotional plastic packaging to protect against dirt and damage. The opening on the front of the packaging makes it easier to remove and return the files. A packaging unit contains four packs, each containing three files.

**Special features:**
- Optimum combination of tool life and stock removal rate.
- Aggressive filing for quick sharpening.

| Profile | Length [mm] | Diameter [mm] | Diameter [inch] | Tang shape | Chain pitch [inch] | Matching handle | | Item no. | Designation |
|---|---|---|---|---|---|---|---|---|---|
| **POS packaging** | | | | | | | | | |
| 412 4x3 | 200 | 3.2 | 1/8 | round | 1/4 LP | SH 220 | 12 | 18600740 | 412 4x3 200 x 3,2 Classic |
| | | 4 | 5/32 | square | 1/4, 3/8 LP | FH 2 | 12 | 11071203 | 412 4x3 200 x 4,0 Classic |
| | | 4.5 | 11/64 | square | .325 | FH 2 | 12 | 18600763 | 412 4x3 200 x 4,5 Classic |
| | | 4.8 | 3/16 | round | .325 | FH 2, FH 3 | 12 | 11073203 | 412 4x3 200 x 4,8 Classic |
| | | 5.16 | 13/64 | square | 3/8 | FH 3 | 12 | 18600758 | 412 4x3 200 x 5,16 Classic |
| | | 5.5 | 7/32 | square | 3/8, .404 | FH 3 | 12 | 11075203 | 412 4x3 200 x 5,5 Classic |



### Chain saw files in plastic pouch, pack of 3, Premium Line

Three round Premium Line files with spiral cut in promotional plastic packaging to protect against dirt and damage. The opening on the front of the packaging makes it easier to remove and return the files. A packaging unit contains four packs, each containing three files.

**Special features:**
- Perfect sharpness thanks to innovative spiral cut.
- Fine tooth surfaces for maximum cutting performance and gentler filing.

| Profile | Length [mm] | Diameter [mm] | Diameter [inch] | Tang shape | Chain pitch [inch] | Matching handle | | Item no. | Designation |
|---|---|---|---|---|---|---|---|---|---|
| 412 4x3 | 200 | 4 | 5/32 | square | 1/4 , 3/8 LP | FH 2 | 12 | 18600759 | 412 4x3 200 X 4,0 Premium |
| | | 4.5 | 11/64 | square | .325 | FH 2 | 12 | 18600764 | 412 4x3 200 X 4,5 Premium |
| | | 4.8 | 3/16 | square | .325 | FH 2, FH 3 | 12 | 18600760 | 412 4x3 200 X 4,8 Premium |
| | | 5.16 | 13/64 | square | 3/8 | FH 3 | 12 | 18600761 | 412 4x3 200 x 5,16 Premium |
| | | 5.5 | 7/32 | square | 3/8 , .404 | FH 3 | 12 | 18600762 | 412 4x3 200 x 5,5 Premium |



## Chain saw files in plastic pouch, pack of 2, Classic Line

Two round Classic Line files with spiral cut in promotional plastic packaging to protect against dirt and damage. One packaging unit contains twenty plastic packs, each containing two files. LP = Low Profile.



**Special features:**
- The overlapping opening on the rear ensures that no files can inadvertently slide out of the packaging.
- Optimum combination of tool life and stock removal rate.
- Aggressive filing for quick sharpening.

| Profile | Length [mm] | Diameter [mm] | Diameter [inch] | Chain pitch [inch] | Matching handle | | Item no. | Designation |
|---|---|---|---|---|---|---|---|---|
| **POS packaging** | | | | | | | | |
| 4122 SK | 200 | 4 | 5/32 | 1/4 , 3/8 LP | FH 2 | 40 | 11081203 | 4122 SK-4,0 200 Classic |
| | | 4.8 | 3/16 | .325 | FH 2, FH 3 | 40 | 11083203 | 4122 SK-4,8 200 Classic |
| | | 5.16 | 13/64 | 3/8 | FH 3 | 40 | 18600757 | 4122 SK-5,16 200 Classic |
| | | 5.5 | 7/32 | 3/8 , .404 | FH 3 | 40 | 11085203 | 4122 SK-5,5 200 Classic |




## Wooden handles for chain saw files

The wooden handle for chain saw files has an angular contact surface which maintains a 35° filing angle for accurate, even sharpening of all chain saw teeth.

**Special features:**
- Optimized filing angle ensures precise, even filing.

| Suitable for chain saw file diameter [mm] | Total length [mm] | | Item no. | Designation |
|---|---|---|---|---|
| 4.8 / 5.16 / 5.5 / 6.3 / 7.0 / 7.9 | 100 | 10 | 12611010 | HKSF 100/10 |
| | | 100 | 12610010 | HKSF 100/100 |



## Ergonomic file handle for chain saw files

Ergonomic file handle for chain saw files for comfortable and safe working. Soft plastic without plasticizer on the outside with a hard, stable inner part.



**Special features:**
- Protects hands against sharp edges and corners.
- Ergonomic shape with optimized handle.
- Files do not roll away.

| Suitable for chain saw file diameter [mm] | Total length [mm] | | Item no. | Designation |
|---|---|---|---|---|
| 4.0 / 4.5 / 4.8 / 5.16 / 5.5 | 120 | 10 | 12617110 | FH 1 KSF |



## Chain saw gauge

The chain saw gauge supports consistent sharpening results by providing the correct sharpening angle. It is attached to the pin of the ergonomic file handle for chain saw files. Please order the file handle separately.

| Suitable for chain saw file diameter [mm] | Angle | | Item no. | Designation |
|---|---|---|---|---|
| 4.0 / 4.5 / 4.8 / 5.16 / 5.5 | 25°/30° | 10 | 12600020 | KSSL 25/30 |
| | 30°/35° | 10 | 12600010 | KSSL 30/35 |




## Adjustable depth gauge

The specially developed adjustable depth gauge enables the distance between the saw tooth and depth gauge to be checked, and is the ideal aid for individually setting the depth limit of the saw chain and achieving optimum sharpening results for wood saw work.

**Special features:**
- Enables optimum adjustment of the depth gauge to the individual sawing conditions.

| Suitable chain pitch [inch] | Adjustment range from H to S [mm] | Adjustment range from H to S [inch] | Depth gauge distance M [mm] | Depth gauge distance M [inch] | Total length [mm] | | Item no. | Designation |
|---|---|---|---|---|---|---|---|---|
| 1/4", 3/8" LP, .325", 3/8", .404" | 0.5 | 0.020 | 0.65 | 0.025 | 83 | 1 | 11099224 | TBL 24 |




## Set of ergonomic file handles, chain saw gauge

Set of one ergonomic file handle for chain saw files and two chain saw gauges. The chain saw gauge is attached to the pin of the ergonomic file handle.



**Contents:**
The set consists of an FH 1 KSF ergonomic file handle, a KSSL 25/30 chain saw gauge (angle 25°/30°) and a KSSL 30/35 chain saw gauge (angle 30°/35°).

**Special features:**
- The chain saw gauge supports consistent sharpening results by providing the correct sharpening angle.
- The set is provided in sales-boosting individual packaging.

| | Item no. | Designation |
|---|---|---|
| 1 | 12600030 | SET FH1 KSSL 25/30-30/35 |



①



②

## CHAIN SHARP CS-X chain saw sharpeners

The CHAIN SHARP CS-X chain saw sharpener enables the saw teeth to be sharpened and the depth gauge to be adjusted simultaneously. The optimized shape and excellent file position ensure precise guidance and optimum sharpening results.



**Contents:**
The chain saw sharpener consists of a sharpener, a depth gauge file and two Classic Line chain saw files.

**Special features:**
- Turn the device over to change from the right to the left tooth, no conversion work required.
- Improved shape makes it easy to replace the files.
- The chain saw sharpener provides a sharpening angle of 30°.

| Image | Suitable for chain saw file diameter [mm] | Suitable for chain saw file diameter [inch] | Chain pitch [inch] | Depth gauge distance [mm] | Suitable depth gauge file | | Item no. | Designation |
|---|---|---|---|---|---|---|---|---|
| **POS packaging** | | | | | | | | |
| ① | 3.2 | 1/8 | 1/4 LP | 0.45 | 4132 | 1 | 18600742 | CS-X-3,2 |
| ② | 4.0 | 5/32 | 3/8 LP | 0.65 | 4132 | 1 | 11098040 | CS-X-4,0 |
| | 4.8 | 3/16 | .325 | 0.65 | 4132 | 1 | 11098048 | CS-X-4,8 |
| | 5.16 | 13/64 | 3/8 | 0.65 | 4132 | 1 | 11098051 | CS-X-5,16 |
| | 5.5 | 7/32 | .404 | 0.75 | 4132 | 1 | 11098055 | CS-X-5,5 |



①

②

## CHAIN SHARP KSSG chain saw sharpeners

You can convert the device for sharpening the right and left cutting teeth in a few steps.



**Contents:**
The chain saw sharpener consists of a sharpener, a Classic Line chain saw file, a depth gauge file and an FH 1 KSF ergonomic file handle.

**Special features:**
- Maximum precision for optimal sharpening results.
- For simultaneously sharpening the saw teeth and adjusting the depth gauge.

| Image | Suitable for chain saw file diameter [mm] | Suitable for chain saw file diameter [inch] | Chain pitch [inch] | Depth gauge distance [mm] | Suitable depth gauge file | | Item no. | Designation |
|---|---|---|---|---|---|---|---|---|
| **POS packaging** | | | | | | | | |
| ② | 4.0 | 5/32 | 3/8 LP | 0.65 | 4131 | 1 | *11099092* | KSSG 91-4,0 |
| ① | 4.8 | 3/16 | .325 | 0.65 | 4130 | 1 | *11098090* | KSSG 90-4,8 |
| | 5.5 | 7/32 | .404 | 0.65 | 4130 | 1 | *11099090* | KSSG 90-5,5 |

# Sharpening files
## CHAIN SHARP chain saw sharpeners



### CHAIN SHARP CS-SL chain saw sharpeners

The handy and compact sharpening gauge combines a chain saw file and a gauge in one ergonomic tool. The gauge supports consistent sharpening results by providing the correct sharpening angle. PFERD TOOLS files allow a long usage period.



**Contents:**
The sharpening gauge comprises a Classic Line chain saw file with an ergonomic file handle and a gauge.

**Special features:**
- Precise and uniform sharpening result, even for semi-professional users.
- A defined chain saw file elevation makes it easier to sharpen the saw tooth and prevents damage to the connecting links of the saw chain.

| Suitable for chain saw file diameter [mm] | Suitable for chain saw file diameter [inch] | Chain pitch [inch] | Depth gauge distance [mm] | | Item no. | Designation |
|---|---|---|---|---|---|---|
| **POS packaging** | | | | | | |
| 4.0 | 5/32 | 3/8 LP | 0.65 | 1 | 11099040 | CS-SL-4,0 |
| 4.8 | 3/16 | .325 | 0.65 | 1 | 11099048 | CS-SL-4,8 |
| 5.16 | 13/64 | 3/8 | 0.65 | 1 | 11099051 | CS-SL-5,16 |
| 5.5 | 7/32 | .404 | 0.65 | 1 | 11099055 | CS-SL-5,5 |



### CHAIN SHARP CS-SLS chain saw sharpener set

CHAIN SHARP CS-SLS Set for maintaining saw chains and guide rails. The compact and ergonomic sharpener enables saw chains to be sharpened in a targeted way. The defined elevation of the chain saw file makes sharpening the saw teeth easier and prevents the connecting links of the saw chain from being damaged.

**Contents:**
The chain saw sharpener set consists of a sharpener, two Classic Line chain saw files, a depth gauge file with an ergonomic file handle and a depth gauge. The set is supplied in a belt pouch which protects against damage and dirt.

**Special features:**
- Depth gauge can be individually adjusted. Gauge supplied gives depth gauge distances of 0.65 mm (.025") for harder wood or 0.75 mm (.030") for softer wood.
- Long tool life and precise and uniform sharpening results with PFERD TOOLS files. Even for semi-professional users.
- The set enables saw chains and guide rails to be maintained.

| Suitable for chain saw file diameter [inch] | Chain pitch [inch] | Depth gauge distance [mm] | | Item no. | Designation |
|---|---|---|---|---|---|
| 5/32 | 3/8 LP | 0.65 | 1 | 11099140 | SET CS-SLS-4,0 |
| 3/16 | .325 | 0.65 | 1 | 11099148 | SET CS-SLS-4,8 |
| 13/64 | 3/8 | 0.65 | 1 | 11099151 | SET CS-SLS-5,16 |
| 7/32 | .404 | 0.65 | 1 | 11099155 | SET CS-SLS-5,5 |





## Depth gauge files for CHAIN SHARP CS-X

Rectangular file with cut on two sides. Suitable for the CHAIN SHARP CS-X chain saw sharpener.

**Special features:**
- Stock removal rate is precisely tailored to the depth gauge.

| Profile | Length [mm] | Cut | Width [mm] | Height [mm] | Suitable for | | Item no. | Designation |
|---|---|---|---|---|---|---|---|---|
| 4132 | 200 | 2 | 9 | 6 | CS-X | 10 | 11692202 | 4132 200 |
| | | | | | | 1 | 11692203 | 4132 200 (1) |





## Depth gauge files for CHAIN SHARP KSSG

Rectangular file with cut on two sides. Available in two different cross sections. Suitable for the CHAIN SHARP KSSG chain saw sharpener.

**Special features:**
- Stock removal rate is precisely tailored to the depth gauge.

| Profile | Length [mm] | Cut | Width [mm] | Height [mm] | Suitable for | | Item no. | Designation |
|---|---|---|---|---|---|---|---|---|
| 4130 | 200 | 2 | 9 | 6 | KSSG 90-4,8, KSSG 90-5,5 | 10 | 11690202 | 4130 200 |
| 4131 | 200 | 2 | 7 | 4.5 | KSSG 91-4,0 | 10 | 11691202 | 4131 200 |





## Flat chain saw files for depth gauge

Rectangular file, tanged with two round uncut edges and cut on two sides. Shape F according to DIN 7262. Flat chain saw files are used to file the depth gauges of saw chains.



**Special features:**
- Stock removal rate is precisely tailored to the depth gauge.

| Profile | Length [mm] | Cut | Width [mm] | Height [mm] | Matching handle | | Item no. | Designation |
|---|---|---|---|---|---|---|---|---|
| 1213 ruk | 150 | 2 | 16 | 3 | FH 3 | 10 | 11610153 | 1213 ruk 150 H2 |
| | | | | | | 1 | 11610154 | 1213 ruk 150 H2 (1) |
| | 200 | 2 | 20 | 3.5 | FH 4/1 | 10 | 11610203 | 1213 ruk 200 H2 |
| | | | | | | 1 | 11610204 | 1213 ruk 200 H2 (1) |





## Chisel bit files, hand

For repairing and sharpening saw chains with angular tooth base. For edge grinding saw chains. Can be used for sharpening the cutting edge and for lowering the depth gauge.

**Special features:**
- Highly recommended for beginners.

| Profile | Length [mm] | Cut | Width [mm] | Height [mm] | Matching handle | | Item no. | Designation |
|---|---|---|---|---|---|---|---|---|
| 1215 | 175 | 2 | 12.4 | 3.3 | FH 3 | 1 | 18801226 | 1215 FLST 175 (1) |

# Sharpening files
## Depth gauge files



### Chisel bit files, three square

For repairing and sharpening saw chains with angular tooth base. For edge grinding saw chains.

**Special features:**
- Particularly suitable for sharpening 3/8" chains.

| Profile | Length [mm] | Cut | Height [mm] | Matching handle | | Item no. | Designation |
|---|---|---|---|---|---|---|---|
| 1250 | 175 | 2 | 4.6 | FH 3 | 1 | 18801225 | 1250 DKT 175 (1) |

# Files and rasps for wood
## Wood files





### Half-round files for wood

Half-round file with special file cut on two sides. Shape C in accordance with DIN 7263. Tanged design. Particularly suitable for cutting wood.

**Special features:**
- High stock removal rate.
- Good chip removal.
- Suitable for use on wood and plastics.

| Profile | Length [mm] | Cut | Width [mm] | Height [mm] | Matching handle | | Item no. | Designation |
|---|---|---|---|---|---|---|---|---|
| 1159 | 200 | 2 | 20 | 6 | FH 4/1 | 10 | 11106202 | 1159 200 H2 |
| | 250 | 2 | 25 | 7 | FH 4/1 | 10 | 11106252 | 1159 250 H2 |

## Wood rasps





### Hand wood rasps

Rectangular file with cut on three sides, flat sides with rasp cut, one edge with file cut, one edge uncut. Shape A in accordance with DIN 7263. Tanged design. Particularly suitable for coarse cutting of wood.



**Special features:**
- High stock removal rate.
- Good chip removal.

| Profile | Length [mm] | Cut | Width [mm] | Height [mm] | Matching handle | Incl. handle | | Item no. | Designation |
|---|---|---|---|---|---|---|---|---|---|
| **Industrial packaging (without handle)** | | | | | | | | | |
| 1512 | 250 | 1 | 25 | 7.5 | FH 4/1 | - | 10 | 11306251 | 1512 250 H1 |
| | | 2 | 25 | 7.5 | FH 4/1 | - | 10 | *11306252* | 1512 250 H2 |
| **Retail packaging (with ergonomic file handle)** | | | | | | | | | |
| 1512 | 200 | 2 | 20 | 6.5 | - | FH 4/1 | 1 | 11231207 | PF 1512 200 H2 |
| | 250 | 2 | 25 | 7.5 | - | FH 4/1 | 1 | 11231257 | PF 1512 250 H2 |

*Discontinued product*

# Files and rasps for wood
## Wood rasps



### Half-round wood rasps

Half-round file, tapered with rasp cut on two sides. Shape C in accordance with DIN 7263. Tanged design. Particularly suitable for coarse cutting of wood.



**Special features:**
- High stock removal rate.
- Good chip removal.

| Profile | Length [mm] | Cut | Width [mm] | Height [mm] | Matching handle | Incl. handle | | Item no. | Designation |
|---|---|---|---|---|---|---|---|---|---|
| **Industrial packaging (without handle)** | | | | | | | | | |
| 1552 | 200 | 1 | 21 | 7.5 | FH 4/1 | - | 10 | *11307201* | 1552 200 H1 |
| | | 2 | 21 | 7.5 | FH 4/1 | - | 10 | 11307202 | 1552 200 H2 |
| | 250 | 1 | 25 | 8.5 | FH 4/1 | - | 10 | 11307251 | 1552 250 H1 |
| | | 2 | 25 | 8.5 | FH 4/1 | - | 10 | 11307252 | 1552 250 H2 |
| | 300 | 1 | 30 | 10 | FH 5/1 | - | 5 | 11307301 | 1552 300 H1 |
| | | 2 | 30 | 10 | FH 5/1 | - | 5 | 11307302 | 1552 300 H2 |
| **Retail packaging (with ergonomic file handle)** | | | | | | | | | |
| 1552 | 150 | 2 | 16 | 6 | - | FH 3 | 1 | 11233157 | PF 1552 150 H2 |
| | 200 | 1 | 21 | 7.5 | - | FH 4/1 | 1 | 11233206 | PF 1552 200 H1 |
| | | 2 | 21 | 7.5 | - | FH 4/1 | 1 | 11233207 | PF 1552 200 H2 |
| | 250 | 2 | 25 | 8.5 | - | FH 4/1 | 1 | 11233257 | PF 1552 250 H2 |



### Round wood rasps (1562)

Round file, tapered with circumferential rasp cut. Shape E according to DIN 7263. Tanged version. Suitable for work on radii and for filing profiles with inner radii.



**Special features:**
- High stock removal rate.
- Good chip removal.

| Profile | Length [mm] | Cut | Diameter [mm] | Matching handle | Incl. handle | | Item no. | Designation |
|---|---|---|---|---|---|---|---|---|
| **Industrial packaging (without handle)** | | | | | | | | |
| 1562 | 200 | 2 | 9.5 | FH 4 | - | 10 | 11308202 | 1562 200 H2 |
| | 250 | 2 | 11.5 | FH 4 | - | 10 | 11308252 | 1562 250 H2 |
| **Retail packaging (with ergonomic file handle)** | | | | | | | | |
| 1562 | 200 | 2 | 9.5 | - | FH 4 | 1 | 11234207 | PF 1562 200 H2 |
| | 250 | 2 | 11.5 | - | FH 4 | 1 | 11234257 | PF 1562 250 H2 |



*Discontinued product*





## Hoof plane

Rectangular file, tanged and cut on four sides. One side fine, one side coarse. Suitable for straightening of the hoof surface, finishing the hoof wall, filing the toes and for work on the hoof nails after undercutting, conserving energy and easing back strain.



**Special features:**
- Long tool life.
- Very good surface quality.
- Comfortable filing for worker and animal alike.

| Profile | Length [mm] | Cut | Width [mm] | Height [mm] | Matching handle | | Item no. | Designation |
|---|---|---|---|---|---|---|---|---|
| 3515 | 350 | milled | 44 | 6 | FH 6/1 | 1 | 13180350 | 3515 350 |





## Hoof rasp

Rectangular file, tanged and cut on four sides, one flat side with a rasp cut, one flat side with a cross cut, two edges with a file cut. Shape B according to DIN 7263.

**Special features:**
- Very robust tool.

| Profile | Length [mm] | Cut | Width [mm] | Height [mm] | Matching handle | | Item no. | Designation |
|---|---|---|---|---|---|---|---|---|
| 3510 | 350 | Rasp/filing cut 1 | 40 | 6 | FH 6/1 | 5 | 11313351 | 3510 350 H1 |

# Special rasps





## Sculptor's file rasp

Half-round file rasp with two curved ends, each with different cuts (file cut and rasp cut). They are used for the processing of carved woodwork, plastics, relief ornaments, casting patterns and areas which are hard to reach.

**Special features:**
- Suitable for use on wood, soft stone, plastics and horn.

| Profile | Length [mm] | Cut | | Item no. | Designation |
|---|---|---|---|---|---|
| 3553 | 200 | 2 | 5 | *11316202* | 3553 200 H2 |

# Files and rasps for wood
## Special rasps



### Staircase maker's file rasp

File rasp with two half-round, curved ends with rasp cut on the outer radius and file cut on the inner radius. They are used for the processing of carved woodwork, plastics, relief ornaments, casting patterns and areas which are hard to reach.



**Special features:**
- Suitable for use on wood, soft stone, plastics and horn.

| Profile | Length [mm] | Cut | | Item no. | Designation |
|---|---|---|---|---|---|
| 3554 | 250 | 2 | 5 | 11303252 | 3554 250 H2 |



### Staircase maker's rasp

Half-round, curved file body with rasp cut on the half-round side. Strongly curved, half-round profile allows you to work on various radii. Suitable for reworking handrails, embellishments, carved woodwork, plastics and casting patterns.

**Special features:**
- Suitable for use on wood, soft stone, plastics and horn.

| Profile | Length [mm] | Cut | | Item no. | Designation |
|---|---|---|---|---|---|
| 3556 | 250 | 2 | 2 | *11302252* | 3556 250 H2 |

## Needle rasps




### Needle rasps

Needle rasps are excellent for working on hard-to-reach areas, e.g. ornaments, casting patterns, carved woodwork and sculptures.

**Special features:**
- Can be used with or without a file handle thanks to the forged shanks.
- Suitable for use on wood, soft stone, plastics and horn.

| Image | Profile | Length [mm] | Swiss cut | Tang ø [mm] | | Item no. | Designation |
|---|---|---|---|---|---|---|---|
| ① | 2501 | 140 | 2 | 3 | 12 | 12551142 | 2501 140 H2 |
| ② | 2502 | 140 | 2 | 3 | 12 | 12552142 | 2502 140 H2 |
| ③ | 2506 | 140 | 2 | 3 | 12 | 12556142 | 2506 140 H2 |
| ④ | 2507 | 140 | 2 | 3 | 12 | 12557142 | 2507 140 H2 |
| ⑤ | 2508 | 140 | 2 | 3 | 12 | 12558142 | 2508 140 H2 |
| ⑥ | 2510 | 140 | 2 | 3 | 12 | 12559142 | 2510 140 H2 |



*Discontinued product*




## Needle rasp set

Contains an application-oriented selection of needle rasps for work in hard-to-reach areas.

**Contents:**
The set contains six needle rasps. The set consists of one each of flat, hand, three square, square and half-round files.

**Special features:**
- Can be used with or without a file handle thanks to the forged shanks.
- Supplied in a clearly structured plastic pouch to protect against dirt and damage.
- Suitable for use on wood, soft stone, plastics and horn.

| Profile | Length [mm] | Swiss cut | Contents [Piece] | | Item no. | Designation |
|---|---|---|---|---|---|---|
| 2527 | 140 | 2 | 6 | 1 | 12799020 | 2527 140 H2 |

# Precision files
## Tang files



### Pottance files, hand

Small and handy hand pottance files, cut on three sides, for use on delicate steel components up to 1,200 N/mm². For all precision files, the cross section is measured at the uncut part of the file.



**Special features:**
- Meet the highest demands when it comes to geometric accuracy, cutting performance and tool life.
- More exact in their geometry compared to machinist's files.
- Also suitable for assembling tasks and building complex devices and machines to the highest precision standards.

| Profile | Length [mm] | Swiss cut | Width [mm] | Height [mm] | Matching handle | 📦 | Item no. | Designation |
|---|---|---|---|---|---|---|---|---|
| 800 | 100 | 1 | 13 | 3 | FH 2 | 12 | 19300103 | 800 100 H1 |
| | | 2 | 13 | 3 | FH 2 | 12 | 19300104 | 800 100 H2 |
| | | 3 | 13 | 3 | FH 2 | 12 | 19300105 | 800 100 H3 |
| | | 4 | 13 | 3 | FH 2 | 12 | 19300106 | 800 100 H4 |
| | 150 | 0 | 18 | 4 | FH 3 | 12 | 19300152 | 800 150 H0 |
| | | 1 | 18 | 4 | FH 3 | 12 | 19300153 | 800 150 H1 |
| | | 2 | 18 | 4 | FH 3 | 12 | 19300154 | 800 150 H2 |
| | | 3 | 18 | 4 | FH 3 | 12 | 19300155 | 800 150 H3 |
| | | 4 | 18 | 4 | FH 3 | 12 | 19300156 | 800 150 H4 |
| | 200 | 00 | 22 | 5 | FH 4/1 | 12 | 19300201 | 800 200 H00 |
| | | 0 | 22 | 5 | FH 4/1 | 12 | 19300202 | 800 200 H0 |
| | | 1 | 22 | 5 | FH 4/1 | 12 | 19300203 | 800 200 H1 |
| | | 2 | 22 | 5 | FH 4/1 | 12 | 19300204 | 800 200 H2 |
| | | 3 | 22 | 5 | FH 4/1 | 12 | 19300205 | 800 200 H3 |
| | | 4 | 22 | 5 | FH 4/1 | 12 | 19300206 | 800 200 H4 |



### Pillar files, regular

Small and handy pillar files, cut on two sides, for use on delicate steel components up to 1,200 N/mm². For all precision files, the cross section is measured at the uncut part of the file.

**Special features:**
- Meet the highest demands when it comes to geometric accuracy, cutting performance and tool life.
- More exact in their geometry compared to machinist's files.
- Also suitable for assembling tasks and building complex devices and machines to the highest precision standards.

| Profile | Length [mm] | Swiss cut | Width [mm] | Height [mm] | Matching handle | 📦 | Item no. | Designation |
|---|---|---|---|---|---|---|---|---|
| 810 | 150 | 00 | 13 | 4 | FH 3 | 12 | 19302151 | 810 150 H00 |
| | | 0 | 13 | 4 | FH 3 | 12 | 19302152 | 810 150 H0 |
| | | 2 | 13 | 4 | FH 3 | 12 | 19302154 | 810 150 H2 |
| | 200 | 00 | 15 | 5 | FH 4/1 | 12 | *19302201* | 810 200 H00 |
| | | 0 | 15 | 5 | FH 4/1 | 12 | 19302202 | 810 200 H0 |
| | | 2 | 15 | 5 | FH 4/1 | 12 | 19302204 | 810 200 H2 |
| | 250 | 00 | 18 | 6 | FH 4/1 | 12 | 19302251 | 810 250 H00 |
| | | 0 | 18 | 6 | FH 4/1 | 12 | 19302252 | 810 250 H0 |
| | | 2 | 18 | 6 | FH 4/1 | 12 | 19302254 | 810 250 H2 |



*Discontinued product*



## Pillar files, slim

Small and handy slim pillar files, cut on two sides, for use on delicate steel components up to 1,200 N/mm². For all precision files, the cross section is measured at the uncut part of the file.

**Special features:**
- Meet the highest demands when it comes to geometric accuracy, cutting performance and tool life.
- More exact in their geometry compared to machinist's files.
- Also suitable for assembling tasks and building complex devices and machines to the highest precision standards.

| Profile | Length [mm] | Swiss cut | Width [mm] | Height [mm] | Matching handle | | Item no. | Designation |
|---|---|---|---|---|---|---|---|---|
| 815 | 150 | 00 | 8 | 3.5 | FH 2 | 12 | 19303151 | 815 150 H00 |
| | | 0 | 8 | 3.5 | FH 2 | 12 | 19303152 | 815 150 H0 |
| | | 2 | 8 | 3.5 | FH 2 | 12 | 19303154 | 815 150 H2 |
| | 200 | 00 | 10 | 4.5 | FH 3 | 12 | *19303201* | 815 200 H00 |
| | | 0 | 10 | 4.5 | FH 3 | 12 | 19303202 | 815 200 H0 |
| | | 2 | 10 | 4.5 | FH 3 | 12 | 19303204 | 815 200 H2 |
| | 250 | 0 | 12 | 5 | FH 3 | 12 | 19303252 | 815 250 H0 |
| | | 2 | 12 | 5 | FH 3 | 12 | 19303254 | 815 250 H2 |



## Pillar files, extra slim

Small and handy very slim pillar files, cut on two sides, for use on delicate steel components up to 1,200 N/mm². For all precision files, the cross section is measured at the uncut part of the file.

**Special features:**
- Meet the highest demands when it comes to geometric accuracy, cutting performance and tool life.
- More exact in their geometry compared to machinist's files.
- Also suitable for assembling tasks and building complex devices and machines to the highest precision standards.

| Profile | Length [mm] | Swiss cut | Width [mm] | Height [mm] | Matching handle | | Item no. | Designation |
|---|---|---|---|---|---|---|---|---|
| 820 | 150 | 0 | 6 | 3 | FH 2 | 12 | *19304152* | 820 150 H0 |
| | | 2 | 6 | 3 | FH 2 | 12 | 19304154 | 820 150 H2 |
| | 200 | 00 | 8 | 3.5 | FH 2 | 12 | 19304201 | 820 200 H00 |
| | | 0 | 8 | 3.5 | FH 2 | 12 | 19304202 | 820 200 H0 |
| | | 2 | 8 | 3.5 | FH 2 | 12 | 19304204 | 820 200 H2 |



## Flat, thin

Small and handy rectangular files, tapered and cut on three sides, for use on delicate steel components up to 1,200 N/mm². For all precision files, the cross section is measured at the uncut part of the file.

**Special features:**
- Meet the highest demands when it comes to geometric accuracy, cutting performance and tool life.
- More exact in their geometry compared to machinist's files.
- Also suitable for assembling tasks and building complex devices and machines to the highest precision standards.

| Profile | Length [mm] | Swiss cut | Width [mm] | Height [mm] | Matching handle | | Item no. | Designation |
|---|---|---|---|---|---|---|---|---|
| 830 | 150 | 0 | 16 | 2 | FH 3 | 12 | 19306152 | 830 150 H0 |
| | | 2 | 16 | 2 | FH 3 | 12 | 19306154 | 830 150 H2 |

*Discontinued product*





## Half-round

Small and handy half-round files, cut on two sides, for use on delicate steel components up to 1,200 N/mm². For all precision files, the cross section is measured at the uncut part of the file.



**Special features:**
- Meet the highest demands when it comes to geometric accuracy, cutting performance and tool life.
- More exact in their geometry compared to machinist's files.
- Also suitable for assembling tasks and building complex devices and machines to the highest precision standards.

| Profile | Length [mm] | Swiss cut | Width [mm] | Height [mm] | Matching handle | | Item no. | Designation |
|---|---|---|---|---|---|---|---|---|
| 835 | 100 | 00 | 12 | 3.5 | FH 2 | 12 | 19307101 | 835 100 H00 |
| | | 0 | 12 | 3.5 | FH 2 | 12 | 19307102 | 835 100 H0 |
| | | 1 | 12 | 3.5 | FH 2 | 12 | 19307103 | 835 100 H1 |
| | | 2 | 12 | 3.5 | FH 2 | 12 | 19307104 | 835 100 H2 |
| | | 4 | 12 | 3.5 | FH 2 | 12 | 19307106 | 835 100 H4 |
| | 150 | 00 | 16 | 4.5 | FH 3 | 12 | 19307151 | 835 150 H00 |
| | | 0 | 16 | 4.5 | FH 3 | 12 | 19307152 | 835 150 H0 |
| | | 1 | 16 | 4.5 | FH 3 | 12 | 19307153 | 835 150 H1 |
| | | 2 | 16 | 4.5 | FH 3 | 12 | 19307154 | 835 150 H2 |
| | | 3 | 16 | 4.5 | FH 3 | 12 | 19307155 | 835 150 H3 |
| | | 4 | 16 | 4.5 | FH 3 | 12 | 19307156 | 835 150 H4 |
| | 200 | 00 | 21 | 6 | FH 4/1 | 12 | 19307201 | 835 200 H00 |
| | | 0 | 21 | 6 | FH 4/1 | 12 | 19307202 | 835 200 H0 |
| | | 1 | 21 | 6 | FH 4/1 | 12 | 19307203 | 835 200 H1 |
| | | 2 | 21 | 6 | FH 4/1 | 12 | 19307204 | 835 200 H2 |
| | | 3 | 21 | 6 | FH 4/1 | 12 | 19307205 | 835 200 H3 |
| | 250 | 00 | 25 | 7 | FH 4/1 | 12 | 19307251 | 835 250 H00 |
| | | 0 | 25 | 7 | FH 4/1 | 12 | 19307252 | 835 250 H0 |
| | | 1 | 25 | 7 | FH 4/1 | 12 | 19307253 | 835 250 H1 |





## Half-round, slim

Small and handy slim, half-round, tapered files, cut on two sides, for use on delicate steel components up to 1,200 N/mm². For all precision files, the cross section is measured at the uncut part of the file.

**Special features:**
- Meet the highest demands when it comes to geometric accuracy, cutting performance and tool life.
- More exact in their geometry compared to machinist's files.
- Also suitable for assembling tasks and building complex devices and machines to the highest precision standards.

| Profile | Length [mm] | Swiss cut | Width [mm] | Height [mm] | Matching handle | | Item no. | Designation |
|---|---|---|---|---|---|---|---|---|
| 840 | 150 | 00 | 12 | 3.5 | FH 3 | 12 | 19308151 | 840 150 H00 |
| | | 0 | 12 | 3.5 | FH 3 | 12 | 19308152 | 840 150 H0 |
| | | 1 | 12 | 3.5 | FH 3 | 12 | 19308153 | 840 150 H1 |
| | | 2 | 12 | 3.5 | FH 3 | 12 | 19308154 | 840 150 H2 |



## Round

Small and handy round, tapered files with circumferential cut for use on delicate steel components up to 1,200 N/mm². For all precision files, the cross section is measured at the uncut part of the file.

**Special features:**
- Meet the highest demands when it comes to geometric accuracy, cutting performance and tool life.
- More exact in their geometry compared to machinist's files.
- Also suitable for assembling tasks and building complex devices and machines to the highest precision standards.

| Profile | Length [mm] | Swiss cut | Diameter [mm] | Matching handle | | Item no. | Designation |
|---|---|---|---|---|---|---|---|
| 845 | 100 | 2 | 4 | FH 2 | 12 | 19309104 | 845 100 H2 |
| | 150 | 0 | 6 | FH 3 | 12 | 19309152 | 845 150 H0 |
| | | 1 | 6 | FH 3 | 12 | *19309153* | 845 150 H1 |
| | | 2 | 6 | FH 3 | 12 | 19309154 | 845 150 H2 |
| | 200 | 1 | 8 | FH 4 | 12 | 19309203 | 845 200 H1 |
| | | 2 | 8 | FH 4 | 12 | 19309204 | 845 200 H2 |



## Three square

Small and handy triangular files, tapered and cut on three sides, for use on delicate steel components up to 1,200 N/mm². For all precision files, the cross section is measured at the uncut part of the file.

**Special features:**
- Meet the highest demands when it comes to geometric accuracy, cutting performance and tool life.
- More exact in their geometry compared to machinist's files.
- Also suitable for assembling tasks and building complex devices and machines to the highest precision standards.

| Profile | Length [mm] | Swiss cut | Width [mm] | Matching handle | | Item no. | Designation |
|---|---|---|---|---|---|---|---|
| 855 | 100 | 1 | 6 | FH 2 | 12 | *19311103* | 855 100 H1 |
| | | 2 | 6 | FH 2 | 12 | *19311104* | 855 100 H2 |
| | 150 | 0 | 9 | FH 3 | 12 | 19311152 | 855 150 H0 |
| | | 1 | 9 | FH 3 | 12 | 19311153 | 855 150 H1 |
| | | 2 | 9 | FH 3 | 12 | 19311154 | 855 150 H2 |
| | 200 | 0 | 13 | FH 4 | 12 | 19311202 | 855 200 H0 |
| | | 1 | 13 | FH 4 | 12 | *19311203* | 855 200 H1 |
| | | 2 | 13 | FH 4 | 12 | *19311204* | 855 200 H2 |



## Square

Small and handy square files, tapered and cut on four sides, for use on delicate steel components up to 1,200 N/mm². For all precision files, the cross section is measured at the uncut part of the file.

**Special features:**
- Meet the highest demands when it comes to geometric accuracy, cutting performance and tool life.
- More exact in their geometry compared to machinist's files.
- Also suitable for assembling tasks and building complex devices and machines to the highest precision standards.

| Profile | Length [mm] | Swiss cut | Width [mm] | Matching handle | | Item no. | Designation |
|---|---|---|---|---|---|---|---|
| 860 | 150 | 0 | 5 | FH 3 | 12 | 19312152 | 860 150 H0 |
| | | 2 | 5 | FH 3 | 12 | *19312154* | 860 150 H2 |

# Precision files
## Tang files





### Crossing oval

Small and handy tapered crossing oval files for use on delicate steel components up to 1,200 N/mm². For all precision files, the cross section is measured at the uncut part of the file.

**Special features:**
- Meet the highest demands when it comes to geometric accuracy, cutting performance and tool life.
- More exact in their geometry compared to machinist's files.
- Also suitable for assembling tasks and building complex devices and machines to the highest precision standards.

| Profile | Length [mm] | Swiss cut | Width [mm] | Height [mm] | Matching handle | | Item no. | Designation |
|---|---|---|---|---|---|---|---|---|
| 865 | 150 | 2 | 16 | 4.5 | FH 3 | 12 | 19313154 | 865 150 H2 |





### Knives

Small and handy triangular, tapered files with knife profile, cut on two sides, for use on delicate steel components up to 1,200 N/mm². For all precision files, the cross section is measured at the uncut part of the file.

**Special features:**
- Meet the highest demands when it comes to geometric accuracy, cutting performance and tool life.
- More exact in their geometry compared to machinist's files.
- Also suitable for assembling tasks and building complex devices and machines to the highest precision standards.

| Profile | Length [mm] | Swiss cut | Width [mm] | Height [mm] | Matching handle | | Item no. | Designation |
|---|---|---|---|---|---|---|---|---|
| 870 | 150 | 0 | 18 | 4 | FH 3 | 12 | 19314152 | 870 150 H0 |
| | | 2 | 18 | 4 | FH 3 | 12 | 19314154 | 870 150 H2 |
| | 200 | 0 | 22 | 5 | FH 4/1 | 12 | 19314202 | 870 200 H0 |
| | | 2 | 22 | 5 | FH 4/1 | 12 | 19314204 | 870 200 H2 |





### Barrette

Small and handy tapered barette files, cut on one side, for use on delicate steel components up to 1,200 N/mm². For all precision files, the cross section is measured at the uncut part of the file.

**Special features:**
- Meet the highest demands when it comes to geometric accuracy, cutting performance and tool life.
- More exact in their geometry compared to machinist's files.
- Also suitable for assembling tasks and building complex devices and machines to the highest precision standards.

| Profile | Length [mm] | Swiss cut | Width [mm] | Height [mm] | Matching handle | | Item no. | Designation |
|---|---|---|---|---|---|---|---|---|
| 875 | 150 | 0 | 16 | 4 | FH 3 | 12 | 19315152 | 875 150 H0 |
| | | 2 | 16 | 4 | FH 3 | 12 | 19315154 | 875 150 H2 |
| | 200 | 0 | 21 | 5 | FH 4/1 | 12 | 19315202 | 875 200 H0 |
| | | 2 | 21 | 5 | FH 4/1 | 12 | 19315204 | 875 200 H2 |



## Pottance files, hand

Hand pottance files, cut on three sides. The extremely wear-resistant and sturdy CORINOX files have an exceptional surface hardness grade of 1,200 HV (Vickers scale).



**Special features:**
- Can also be used on materials that are difficult to machine, such as stainless steel (INOX), high-temperature-resistant materials, hard non-ferrous metals and fibre-reinforced thermosetting plastics (GRP, CRP).
- Lower tendency to cause chip adhesion.

| Profile | Length [mm] | Swiss cut | Width [mm] | Height [mm] | Matching handle | | Item no. | Designation |
|---|---|---|---|---|---|---|---|---|
| COR 800 | 150 | 00 | 18 | 4 | FH 3 | 12 | *19600151* | COR 800 150 H00 |
| | | | | | | 1 | 19600800 | COR 800 150 H 00 (1) |
| | | 0 | 18 | 4 | FH 3 | 12 | *19600152* | COR 800 150 H0 |
| | | | | | | 1 | 19600801 | COR 800 150 H 0 (1) |
| | 200 | 00 | 22 | 5 | FH 4/1 | 12 | *19600201* | COR 800 200 H00 |
| | | | | | | 1 | 19600802 | COR 800 200 H 00 (1) |
| | | 0 | 22 | 5 | FH 4/1 | 12 | *19600202* | COR 800 200 H0 |
| | | | | | | 1 | 19600205 | COR 800 200 H0 (1) |
| | | | | | | | 19600805 | COR 800 200 H 0 (1) |
| | | 2 | 22 | 5 | FH 4/1 | 12 | *19600204* | COR 800 200 H2 |
| | | | | | | 1 | 19600206 | COR 800 200 H2 (1) |
| | 250 | 00 | 25 | 6 | FH 4/1 | 12 | *19600251* | COR 800 250 H00 |
| | | | | | | 1 | 19600803 | COR 800 250 H 00 (1) |
| | | 0 | 25 | 6 | FH 4/1 | 12 | *19600252* | COR 800 250 H0 |
| | | | | | | 1 | 19600804 | COR 800 250 H 0 (1) |
| | | 2 | 25 | 6 | FH 4/1 | 12 | *19600254* | COR 800 250 H2 |



## Pillar files, regular

Pillar files, cut on two sides. The extremely wear-resistant and sturdy CORINOX files have an exceptional surface hardness grade of 1,200 HV (Vickers scale).



**Special features:**
- Can also be used on materials that are difficult to machine, such as stainless steel (INOX), high-temperature-resistant materials, hard non-ferrous metals and fibre-reinforced thermosetting plastics (GRP, CRP).
- Lower tendency to cause chip adhesion.

| Profile | Length [mm] | Swiss cut | Width [mm] | Height [mm] | Matching handle | | Item no. | Designation |
|---|---|---|---|---|---|---|---|---|
| COR 810 | 150 | 00 | 13 | 4 | FH 3 | 12 | *19602151* | COR 810 150 H00 |
| | | | | | | 1 | 19602810 | COR 810 150 H 00 (1) |
| | | 0 | 13 | 4 | FH 3 | 12 | *19602152* | COR 810 150 H0 |
| | | | | | | 1 | 19602811 | COR 810 150 H0 (1) |
| | 200 | 00 | 15 | 5 | FH 4/1 | 12 | *19602201* | COR 810 200 H00 |
| | | | | | | 1 | 19602812 | COR 810 200 H 00 (1) |
| | | 0 | 15 | 5 | FH 4/1 | 12 | *19602202* | COR 810 200 H0 |
| | | | | | | 1 | 19602813 | COR 810 200 H 0 (1) |
| | | 2 | 15 | 5 | FH 4/1 | 12 | *19602204* | COR 810 200 H2 |

*New item*
*Discontinued product*





## Tang files, half-round

Half-round, tapered tang files, cut on two sides. The extremely wear-resistant and sturdy CORINOX files have an exceptional surface hardness grade of 1,200 HV (Vickers scale).

**Special features:**
- Can also be used on materials that are difficult to machine, such as stainless steel (INOX), high-temperature-resistant materials, hard non-ferrous metals and fibre-reinforced thermosetting plastics (GRP, CRP).
- Lower tendency to cause chip adhesion.

| Profile | Length [mm] | Swiss cut | Width [mm] | Height [mm] | Matching handle | | Item no. | Designation |
|---|---|---|---|---|---|---|---|---|
| COR 835 | 150 | 0 | 16 | 4.5 | FH 3 | 12 | *19607152* | COR 835 150 H0 |
| | | | | | | 1 | 19607835 | COR 835 150 H 0 (1) |
| | 200 | 0 | 21 | 6 | FH 4/1 | 12 | *19607202* | COR 835 200 H0 |
| | | | | | | 1 | 19607205 | COR 835 200 H0 (1) |
| | | 2 | 21 | 6 | FH 4/1 | 12 | *19607204* | COR 835 200 H2 |
| | | | | | | 1 | 19607206 | COR 835 200 H2 (1) |





## Round

Round, tapered files with circumferential cut. The extremely wear-resistant and sturdy CORINOX files have an exceptional surface hardness grade of 1,200 HV (Vickers scale).

**Special features:**
- Can also be used on materials that are difficult to machine, such as stainless steel (INOX), high-temperature-resistant materials, hard non-ferrous metals and fibre-reinforced thermosetting plastics (GRP, CRP).
- Lower tendency to cause chip adhesion.

| Profile | Length [mm] | Swiss cut | Diameter [mm] | Matching handle | | Item no. | Designation |
|---|---|---|---|---|---|---|---|
| COR 845 | 200 | 0 | 8 | FH 4 | 12 | *19609202* | COR 845 200 H0 |
| | | | | | 1 | 19609206 | COR 845 200 H 0 (1) |
| | | 2 | 8 | FH 4 | 12 | *19609204* | COR 845 200 H2 |
| | | | | | 1 | 19609207 | COR 845 200 H 2 (1) |





## Three square

Triangular files, tapered and cut on three sides. The extremely wear-resistant and sturdy CORINOX files have an exceptional surface hardness grade of 1,200 HV (Vickers scale).

**Special features:**
- Can also be used on materials that are difficult to machine, such as stainless steel (INOX), high-temperature-resistant materials, hard non-ferrous metals and fibre-reinforced thermosetting plastics (GRP, CRP).
- Lower tendency to cause chip adhesion.

| Profile | Length [mm] | Swiss cut | Width [mm] | Matching handle | | Item no. | Designation |
|---|---|---|---|---|---|---|---|
| COR 855 | 200 | 0 | 13 | FH 4 | 12 | *19611202* | COR 855 200 H0 |
| | | - | 13 | FH 4 | 1 | 19611206 | COR 855 200 H 0 (1) |
| | | 2 | 13 | FH 4 | 12 | *19611204* | COR 855 200 H2 |
| | | - | 13 | FH 4 | 1 | 19611207 | COR 855 200 H 2 (1) |



*New item*
*Discontinued product*



## Square

Square files, tapered and cut on four sides. The extremely wear-resistant and sturdy CORINOX files have an exceptional surface hardness grade of 1,200 HV (Vickers scale).

**Special features:**
- Can also be used on materials that are difficult to machine, such as stainless steel (INOX), high-temperature-resistant materials, hard non-ferrous metals and fibre-reinforced thermosetting plastics (GRP, CRP).
- Lower tendency to cause chip adhesion.

| Profile | Length [mm] | Swiss cut | Width [mm] | Matching handle | | Item no. | Designation |
|---|---|---|---|---|---|---|---|
| COR 860 | 150 | 0 | 5 | FH 3 | 12 | *19612152* | COR 860 150 H0 |
| | | | | | 1 | 19612156 | COR 860 150 H 0 (1) |
| | | 2 | 5 | FH 3 | 12 | *19612154* | COR 860 150 H2 |
| | | | | | 1 | 19612158 | COR 860 150 H 2 (1) |

# CORINOX needle files



## Flat

Rectangular files, tapered and cut on four sides. The extremely wear-resistant and sturdy CORINOX needle files have an exceptional surface hardness grade of 1,200 HV (Vickers scale) and can be used to file very small and delicate components with precision.



**Special features:**
- Can also be used on materials that are difficult to machine, such as stainless steel (INOX), high-temperature-resistant materials, hard non-ferrous metals and fibre-reinforced thermosetting plastics (GRP, CRP).
- Lower tendency to cause chip adhesion.

| Profile | Length [mm] | Swiss cut | Tang ø [mm] | Width [mm] | Height [mm] | | Item no. | Designation |
|---|---|---|---|---|---|---|---|---|
| COR 2306 | 180 | 0 | 3.5 | 6 | 1.5 | 12 | 12471182 | COR 2306 180 H0 |
| | | 2 | 3.5 | 6 | 1.5 | 12 | 12471184 | COR 2306 180 H2 |



## Hand

Hand files, cut on three sides. The extremely wear-resistant and sturdy CORINOX needle files have an exceptional surface hardness grade of 1,200 HV (Vickers scale) and can be used to file very small and delicate components with precision.

**Special features:**
- Can also be used on materials that are difficult to machine, such as stainless steel (INOX), high-temperature-resistant materials, hard non-ferrous metals and fibre-reinforced thermosetting plastics (GRP, CRP).
- Lower tendency to cause chip adhesion.

| Profile | Length [mm] | Swiss cut | Tang ø [mm] | Width [mm] | Height [mm] | | Item no. | Designation |
|---|---|---|---|---|---|---|---|---|
| COR 2301 | 180 | 0 | 3.5 | 6 | 1.5 | 12 | 12472182 | COR 2301 180 H0 |
| | | 2 | 3.5 | 6 | 1.5 | 12 | 12472184 | COR 2301 180 H2 |

*New item*
*Discontinued product*

# Precision files
## CORINOX needle files

PFERD TOOLS





### Three square

Triangular files, tapered and cut on three sides. The extremely wear-resistant and sturdy CORINOX needle files have an exceptional surface hardness grade of 1,200 HV (Vickers scale) and can be used to file very small and delicate components with precision.

**Special features:**
- Can also be used on materials that are difficult to machine, such as stainless steel (INOX), high-temperature-resistant materials, hard non-ferrous metals and fibre-reinforced thermosetting plastics (GRP, CRP).
- Lower tendency to cause chip adhesion.

| Profile | Length [mm] | Swiss cut | Tang ø [mm] | Diameter [mm] | | Item no. | Designation |
|---|---|---|---|---|---|---|---|
| COR 2307 | 180 | 0 | 3.5 | 4.1 | 12 | 12474182 | COR 2307 180 H0 |
| | | 2 | 3.5 | 4.1 | 12 | 12474184 | COR 2307 180 H2 |





### Square

Square files, tapered and cut on four sides. The extremely wear-resistant and sturdy CORINOX needle files have an exceptional surface hardness grade of 1,200 HV (Vickers scale) and can be used to file very small and delicate components with precision.

**Special features:**
- Can also be used on materials that are difficult to machine, such as stainless steel (INOX), high-temperature-resistant materials, hard non-ferrous metals and fibre-reinforced thermosetting plastics (GRP, CRP).
- Lower tendency to cause chip adhesion.

| Profile | Length [mm] | Swiss cut | Tang ø [mm] | Diameter [mm] | | Item no. | Designation |
|---|---|---|---|---|---|---|---|
| COR 2308 | 180 | 0 | 3.5 | 2.7 | 12 | 12475182 | COR 2308 180 H0 |
| | | 2 | 3.5 | 2.7 | 12 | 12475184 | COR 2308 180 H2 |





### Round

Round, tapered files with circumferential cut. The extremely wear-resistant and sturdy CORINOX needle files have an exceptional surface hardness grade of 1,200 HV (Vickers scale) and can be used to file very small and delicate components with precision.



**Special features:**
- Can also be used on materials that are difficult to machine, such as stainless steel (INOX), high-temperature-resistant materials, hard non-ferrous metals and fibre-reinforced thermosetting plastics (GRP, CRP).
- Lower tendency to cause chip adhesion.

| Profile | Length [mm] | Swiss cut | Tang ø [mm] | Diameter [mm] | | Item no. | Designation |
|---|---|---|---|---|---|---|---|
| COR 2310 | 180 | 0 | 3.5 | 3.5 | 12 | 12476182 | COR 2310 180 H0 |
| | | 2 | 3.5 | 3.5 | 12 | 12476184 | COR 2310 180 H2 |





## Half-round

Half-round, tapered files, cut on two sides. The extremely wear-resistant and sturdy CORINOX needle files have an exceptional surface hardness grade of 1,200 HV (Vickers scale) and can be used to file very small and delicate components with precision.



**Special features:**
- Can also be used on materials that are difficult to machine, such as stainless steel (INOX), high-temperature-resistant materials, hard non-ferrous metals and fibre-reinforced thermosetting plastics (GRP, CRP).
- Lower tendency to cause chip adhesion.

| Profile | Length [mm] | Swiss cut | Tang ø [mm] | Width [mm] | Height [mm] | | Item no. | Designation |
|---|---|---|---|---|---|---|---|---|
| COR 2302 | 180 | 0 | 3.5 | 6 | 2 | 12 | 12478182 | COR 2302 180 H0 |
| | | 2 | 3.5 | 6 | 2 | 12 | 12478184 | COR 2302 180 H2 |

# Needle files





## Flat

The rectangular, tapered files, cut on four sides, are ideal for working on very small surfaces, cut-outs, geometries, profiles and radii.

**Special features:**
- Can be used with or without a needle file handle thanks to the forged tang.
- Suitable for use on steels up to 1,200 N/mm².

| Profile | Length [mm] | Swiss cut | Tang ø [mm] | Width [mm] | Height [mm] | | Item no. | Designation |
|---|---|---|---|---|---|---|---|---|
| **Flat** | | | | | | | | |
| 2406 | 140 | 0 | 3 | 5.1 | 1.3 | 12 | 12505061 | 2406 140 H0 |
| | | 1 | 3 | 5.1 | 1.3 | 12 | 12505062 | 2406 140 H1 |
| | | 2 | 3 | 5.1 | 1.3 | 12 | 12505063 | 2406 140 H2 |
| | 160 | 0 | 3.25 | 5.5 | 1.4 | 12 | 12505081 | 2406 160 H0 |
| | | 1 | 3.25 | 5.5 | 1.4 | 12 | 12505082 | 2406 160 H1 |
| | | 2 | 3.25 | 5.5 | 1.4 | 12 | 12505083 | 2406 160 H2 |
| | | 3 | 3.25 | 5.5 | 1.4 | 12 | 12505084 | 2406 160 H3 |
| | 180 | 00 | 3.5 | 6 | 1.5 | 12 | 12505091 | 2406 180 H00 |
| | | 0 | 3.5 | 6 | 1.5 | 12 | 12505092 | 2406 180 H0 |
| | | 2 | 3.5 | 6 | 1.5 | 12 | 12505094 | 2406 180 H2 |

# Precision files
## Needle files





### Hand

The rectangular files, cut on four sides, are ideal for working on very small surfaces, cut-outs, geometries, profiles and radii.

**Special features:**
- Can be used with or without a needle file handle thanks to the forged tang.
- Suitable for use on steels up to 1,200 N/mm².

| Profile | Length [mm] | Swiss cut | Tang ø [mm] | Width [mm] | Height [mm] | | Item no. | Designation |
|---|---|---|---|---|---|---|---|---|
| **Hand** | | | | | | | | |
| 2401 | 140 | 0 | 3 | 5.1 | 1.3 | 12 | 12501061 | 2401 140 H0 |
| | | 1 | 3 | 5.1 | 1.3 | 12 | 12501062 | 2401 140 H1 |
| | | 2 | 3 | 5.1 | 1.3 | 12 | 12501063 | 2401 140 H2 |
| | | 3 | 3 | 5.1 | 1.3 | 12 | 12501064 | 2401 140 H3 |
| | 160 | 0 | 3.25 | 5.5 | 1.4 | 12 | 12501081 | 2401 160 H0 |
| | | 1 | 3.25 | 5.5 | 1.4 | 12 | 12501082 | 2401 160 H1 |
| | | 2 | 3.25 | 5.5 | 1.4 | 12 | 12501083 | 2401 160 H2 |
| | | 3 | 3.25 | 5.5 | 1.4 | 12 | 12501084 | 2401 160 H3 |
| | 180 | 00 | 3.5 | 6 | 1.5 | 12 | 12501091 | 2401 180 H00 |
| | | 0 | 3.5 | 6 | 1.5 | 12 | 12501092 | 2401 180 H0 |
| | | 1 | 3.5 | 6 | 1.5 | 12 | 12501093 | 2401 180 H1 |
| | | 2 | 3.5 | 6 | 1.5 | 12 | 12501094 | 2401 180 H2 |
| | 200 | 00 | 3.75 | 6.4 | 1.6 | 12 | 12501101 | 2401 200 H00 |
| | | 0 | 3.75 | 6.4 | 1.6 | 12 | 12501102 | 2401 200 H0 |
| | | 1 | 3.75 | 6.4 | 1.6 | 12 | 12501103 | 2401 200 H1 |
| | | 2 | 3.75 | 6.4 | 1.6 | 12 | 12501104 | 2401 200 H2 |





### Crossing oval

The tapered crossing oval files, cut on two sides, are ideal for working on very small surfaces, cut-outs, geometries, profiles and radii.

**Special features:**
- Can be used with or without a needle file handle thanks to the forged tang.
- Suitable for use on steels up to 1,200 N/mm².

| Profile | Length [mm] | Swiss cut | Tang ø [mm] | Width [mm] | Height [mm] | | Item no. | Designation |
|---|---|---|---|---|---|---|---|---|
| **Crossing oval** | | | | | | | | |
| 2403 | 140 | 1 | 3 | 4.5 | 1.8 | 12 | 12504062 | 2403 140 H1 |
| | | 2 | 3 | 4.5 | 1.8 | 12 | 12504063 | 2403 140 H2 |
| | 160 | 0 | 3.25 | 5.2 | 2.3 | 12 | *12504081* | 2403 160 H0 |
| | | 1 | 3.25 | 5.2 | 2.3 | 12 | 12504082 | 2403 160 H1 |
| | | 2 | 3.25 | 5.2 | 2.3 | 12 | 12504083 | 2403 160 H2 |
| | | 3 | 3.25 | 5.2 | 2.3 | 12 | 12504084 | 2403 160 H3 |
| | 180 | 2 | 3.5 | 5.7 | 2.5 | 12 | 12504093 | 2403 180 H2 |



*Discontinued product*



## Three square

Triangular, tapered files, cut on three sides, are ideal for working on very small surfaces, cut-outs, geometries, profiles and radii.

**Special features:**
- Can be used with or without a needle file handle thanks to the forged tang.
- Suitable for use on steels up to 1,200 N/mm².

| Profile | Length [mm] | Swiss cut | Tang ø [mm] | Width [mm] | | Item no. | Designation |
|---|---|---|---|---|---|---|---|
| **Three square** | | | | | | | |
| 2407 | 140 | 0 | 3 | 3.5 | 12 | 12508061 | 2407 140 H0 |
| | | 1 | 3 | 3.5 | 12 | 12508062 | 2407 140 H1 |
| | | 2 | 3 | 3.5 | 12 | 12508063 | 2407 140 H2 |
| | | 3 | 3 | 3.5 | 12 | 12508064 | 2407 140 H3 |
| | 160 | 0 | 3.25 | 3.7 | 12 | 12508081 | 2407 160 H0 |
| | | 1 | 3.25 | 3.7 | 12 | 12508082 | 2407 160 H1 |
| | | 2 | 3.25 | 3.7 | 12 | 12508083 | 2407 160 H2 |
| | | 3 | 3.25 | 3.7 | 12 | 12508084 | 2407 160 H3 |
| | 180 | 00 | 3.5 | 4.1 | 12 | 12508091 | 2407 180 H00 |
| | | 0 | 3.5 | 4.1 | 12 | 12508092 | 2407 180 H0 |
| | | 2 | 3.5 | 4.1 | 12 | 12508093 | 2407 180 H2 |
| | | 3 | 3.5 | 4.1 | 12 | 12508094 | 2407 180 H3 |
| | 200 | 00 | 3.75 | 4.4 | 12 | 12508101 | 2407 200 H00 |
| | | 0 | 3.75 | 4.4 | 12 | 12508102 | 2407 200 H0 |
| | | 2 | 3.75 | 4.4 | 12 | 12508103 | 2407 200 H2 |
| | | 3 | 3.75 | 4.4 | 12 | 12508104 | 2407 200 H3 |



## Square

Square, tapered files, cut on four sides, are ideal for working on very small surfaces, cut-outs, geometries, profiles and radii.

**Special features:**
- Can be used with or without a needle file handle thanks to the forged tang.
- Suitable for use on steels up to 1,200 N/mm².

| Profile | Length [mm] | Swiss cut | Tang ø [mm] | Width [mm] | | Item no. | Designation |
|---|---|---|---|---|---|---|---|
| **Square** | | | | | | | |
| 2408 | 140 | 0 | 3 | 2.4 | 12 | 12511061 | 2408 140 H0 |
| | | 1 | 3 | 2.4 | 12 | 12511062 | 2408 140 H1 |
| | | 2 | 3 | 2.4 | 12 | 12511063 | 2408 140 H2 |
| | 160 | 0 | 3.25 | 2.5 | 12 | 12511081 | 2408 160 H0 |
| | | 1 | 3.25 | 2.5 | 12 | 12511082 | 2408 160 H1 |
| | | 2 | 3.25 | 2.5 | 12 | 12511083 | 2408 160 H2 |
| | | 3 | 3.25 | 2.5 | 12 | 12511084 | 2408 160 H3 |
| | 180 | 00 | 3.5 | 2.7 | 12 | 12511091 | 2408 180 H00 |
| | | 0 | 3.5 | 2.7 | 12 | 12511092 | 2408 180 H0 |
| | | 2 | 3.5 | 2.7 | 12 | 12511093 | 2408 180 H2 |
| | 200 | 00 | 3.75 | 3 | 12 | 12511101 | 2408 200 H00 |
| | | 0 | 3.75 | 3 | 12 | 12511102 | 2408 200 H0 |
| | | 2 | 3.75 | 3 | 12 | 12511103 | 2408 200 H2 |

# Precision files
## Needle files





### Knives

Triangular, tapered files with knife profile, cut on two sides, are ideal for working on very small surfaces, cut-outs, geometries, profiles and radii.

**Special features:**
- Can be used with or without a needle file handle thanks to the forged tang.
- Suitable for use on steels up to 1,200 N/mm².

| Profile | Length [mm] | Swiss cut | Tang ø [mm] | Width [mm] | Height [mm] | | Item no. | Designation |
|---|---|---|---|---|---|---|---|---|
| **Knife shape** | | | | | | | | |
| 2405 | 140 | 0 | 3 | 5.5 | 1.5 | 12 | *12506061* | 2405 140 H0 |
| | | 1 | 3 | 5.5 | 1.5 | 12 | 12506062 | 2405 140 H1 |
| | | 2 | 3 | 5.5 | 1.5 | 12 | 12506063 | 2405 140 H2 |
| | 160 | 0 | 3.25 | 5.8 | 1.7 | 12 | 12506081 | 2405 160 H0 |
| | | 1 | 3.25 | 5.8 | 1.7 | 12 | 12506082 | 2405 160 H1 |
| | | 2 | 3.25 | 5.8 | 1.7 | 12 | 12506083 | 2405 160 H2 |
| | 180 | 00 | 3.5 | 6.2 | 1.8 | 12 | *12506091* | 2405 180 H00 |
| | | 2 | 3.5 | 6.2 | 1.8 | 12 | 12506093 | 2405 180 H2 |





### Round

Round, tapered files with circumferential cut are ideal for working on very small surfaces, cut-outs, geometries, profiles and radii.



**Special features:**
- Can be used with or without a needle file handle thanks to the forged tang.
- Suitable for use on steels up to 1,200 N/mm².

| Profile | Length [mm] | Swiss cut | Tang ø [mm] | Width [mm] | | Item no. | Designation |
|---|---|---|---|---|---|---|---|
| **Round** | | | | | | | |
| 2410 | 140 | 0 | 3 | 3 | 12 | 12512061 | 2410 140 H0 |
| | | 1 | 3 | 3 | 12 | 12512062 | 2410 140 H1 |
| | | 2 | 3 | 3 | 12 | 12512063 | 2410 140 H2 |
| | | 4 | 3 | 3 | 12 | 12512064 | 2410 140 H4 |
| | 160 | 0 | 3.25 | 3.25 | 12 | 12512081 | 2410 160 H0 |
| | | 1 | 3.25 | 3.25 | 12 | 12512082 | 2410 160 H1 |
| | | 2 | 3.25 | 3.25 | 12 | 12512083 | 2410 160 H2 |
| | | 4 | 3.25 | 3.25 | 12 | 12512084 | 2410 160 H4 |
| | 180 | 00 | 3.5 | 3.5 | 12 | 12512090 | 2410 180 H00 |
| | | 0 | 3.5 | 3.5 | 12 | 12512091 | 2410 180 H0 |
| | | 1 | 3.5 | 3.5 | 12 | 12512092 | 2410 180 H1 |
| | | 2 | 3.5 | 3.5 | 12 | 12512093 | 2410 180 H2 |
| | | 3 | 3.5 | 3.5 | 12 | 12512094 | 2410 180 H3 |
| | 200 | 00 | 3.75 | 3.75 | 12 | 12512100 | 2410 200 H00 |
| | | 0 | 3.75 | 3.75 | 12 | 12512101 | 2410 200 H0 |
| | | 1 | 3.75 | 3.75 | 12 | 12512102 | 2410 200 H1 |
| | | 2 | 3.75 | 3.75 | 12 | 12512103 | 2410 200 H2 |
| | | 3 | 3.75 | 3.75 | 12 | *12512104* | 2410 200 H3 |



*Discontinued product*





## Half-round

Half-round, tapered files, cut on two sides, are ideal for working on very small surfaces, cut-outs, geometries, profiles and radii.

**Special features:**
- Can be used with or without a needle file handle thanks to the forged tang.
- Suitable for use on steels up to 1,200 N/mm².

| Profile | Length [mm] | Swiss cut | Tang ø [mm] | Width [mm] | Height [mm] | | Item no. | Designation |
|---|---|---|---|---|---|---|---|---|
| **Half-round** | | | | | | | | |
| 2402 | 140 | 0 | 3 | 5 | 1.7 | 12 | 12509061 | 2402 140 H0 |
| | | 1 | 3 | 5 | 1.7 | 12 | 12509062 | 2402 140 H1 |
| | | 2 | 3 | 5 | 1.7 | 12 | 12509063 | 2402 140 H2 |
| | | 3 | 3 | 5 | 1.7 | 12 | 12509064 | 2402 140 H3 |
| | 160 | 0 | 3.25 | 5.7 | 1.8 | 12 | 12509081 | 2402 160 H0 |
| | | 1 | 3.25 | 5.7 | 1.8 | 12 | 12509082 | 2402 160 H1 |
| | | 2 | 3.25 | 5.7 | 1.8 | 12 | 12509083 | 2402 160 H2 |
| | | 3 | 3.25 | 5.7 | 1.8 | 12 | 12509084 | 2402 160 H3 |
| | 180 | 00 | 3.5 | 6 | 2 | 12 | 12509091 | 2402 180 H00 |
| | | 0 | 3.5 | 6 | 2 | 12 | 12509092 | 2402 180 H0 |
| | | 2 | 3.5 | 6 | 2 | 12 | 12509093 | 2402 180 H2 |
| | | 3 | 3.5 | 6 | 2 | 12 | 12509094 | 2402 180 H3 |
| | 200 | 00 | 3.75 | 6.4 | 1.8 | 12 | 12509101 | 2402 200 H00 |
| | | 0 | 3.75 | 6.4 | 1.8 | 12 | 12509102 | 2402 200 H0 |
| | | 2 | 3.75 | 6.4 | 1.8 | 12 | 12509103 | 2402 200 H2 |
| | | 3 | 3.75 | 6.4 | 1.8 | 12 | 12509104 | 2402 200 H3 |





## Barrette

Tapered barrette files, cut on one side, are ideal for working on very small surfaces, cut-outs, geometries, profiles and radii.

**Special features:**
- Can be used with or without a needle file handle thanks to the forged tang.
- Suitable for use on steels up to 1,200 N/mm².

| Profile | Length [mm] | Swiss cut | Tang ø [mm] | Width [mm] | Height [mm] | | Item no. | Designation |
|---|---|---|---|---|---|---|---|---|
| **Barrette shape** | | | | | | | | |
| 2411 | 140 | 0 | 3 | 5 | 2.1 | 12 | *12503061* | 2411 140 H0 |
| | | 1 | 3 | 5 | 2.1 | 12 | *12503062* | 2411 140 H1 |
| | 160 | 0 | 3.25 | 5.3 | 2.1 | 12 | 12503081 | 2411 160 H0 |
| | | 1 | 3.25 | 5.3 | 2.1 | 12 | 12503082 | 2411 160 H1 |
| | | 2 | 3.25 | 5.3 | 2.1 | 12 | 12503083 | 2411 160 H2 |
| | | 3 | 3.25 | 5.3 | 2.1 | 12 | 12503084 | 2411 160 H3 |
| | 180 | 0 | 3.5 | 5.6 | 2.3 | 12 | 12503092 | 2411 180 H0 |
| | | 2 | 3.5 | 5.6 | 2.3 | 12 | 12503094 | 2411 180 H2 |

*Discontinued product*

# Precision files
## Needle files





### Hand with round edges

The files with round edges and circumferential cut are ideal for working on very small surfaces, cut-outs, geometries, profiles and radii. Needle file cuts 00, 0, 1, 2, 3 and 4, which are not listed in the table, are not available from stock. The delivery time is approx. 8 weeks.

**Special features:**
- Can be used with or without a needle file handle thanks to the forged tang.
- Suitable for use on steels up to 1,200 N/mm².

| Profile | Length [mm] | Swiss cut | Tang ø [mm] | Width [mm] | Height [mm] | | Item no. | Designation |
|---|---|---|---|---|---|---|---|---|
| **Hand with round edges** | | | | | | | | |
| 2416 | 140 | 1 | 3 | 5.1 | 1.3 | 12 | 12502062 | 2416 140 H1 |
| | 160 | 0 | 3.25 | 5.5 | 1.4 | 12 | 12502081 | 2416 160 H0 |
| | | 1 | 3.25 | 5.5 | 1.4 | 12 | 12502082 | 2416 160 H1 |
| | | 2 | 3.25 | 5.5 | 1.4 | 12 | 12502083 | 2416 160 H2 |
| | 180 | 0 | 3.5 | 6 | 1.5 | 12 | 12502092 | 2416 180 H0 |





### Crossing oval round oval

The round-oval crossing oval files, cut on two sides, are ideal for working on very small surfaces, cut-outs, geometries, profiles and radii. Needle file cuts 00, 0, 1, 2, 3 and 4, which are not listed in the table, are not available from stock. The delivery time is approx. 8 weeks.

**Special features:**
- Can be used with or without a needle file handle thanks to the forged tang.
- Suitable for use on steels up to 1,200 N/mm².

| Profile | Length [mm] | Swiss cut | Tang ø [mm] | Width [mm] | Height [mm] | | Item no. | Designation |
|---|---|---|---|---|---|---|---|---|
| **Crossing oval round oval** | | | | | | | | |
| 2409 | 160 | 2 | 3.25 | 3.8 | 2.5 | 12 | 12510083 | 2409 160 H2 |

## Needle file sets




①



②

### Needle file sets

Contains an application-oriented selection of needle files.

**Contents:**
The set contains 12 needle files. The set comprises one each of the following needle files: flat (2406), hand (2401), crossing oval (2403), three square (2407), square (2408), round (2410), knife (2405), half-round (2402), barrette (2411), flat with round edges (2415), hand with round edges (2416), crossing oval round oval (2409).

**Special features:**
- Supplied in a PVC plastic pouch or a practical plastic box.

| Image | Length [mm] | Swiss cut | Contents [Piece] | | Item no. | Designation |
|---|---|---|---|---|---|---|
| **PVC plastic pouch** | | | | | | |
| ① | 140 | 1 | 12 | 1 | 12703062 | 266/14 P 140 H1 |
| | 160 | 1 | 12 | 1 | 12704082 | 266/16 P 160 H1 |
| | | 2 | 12 | 1 | 12704084 | 266/16 P 160 H2 |
| | 180 | 0 | 12 | 1 | 12705092 | 266/18 P 180 H0 |
| | 200 | 0 | 12 | 1 | 12706102 | 266/20 P 200 H0 |

*Continued on next page*

| Image | Length [mm] | Swiss cut | Contents [Piece] | | Item no. | Designation |
|---|---|---|---|---|---|---|
| **Plastic box** | | | | | | |
| ② | 140 | 1 | 12 | 1 | 12712003 | NFB 2492 140 H1 |
| | | 2 | 12 | 1 | 12712004 | NFB 2492 140 H2 |
| | 160 | 1 | 12 | 1 | 12799009 | NFB 2493 160 H1 |
| | | 2 | 12 | 1 | 12799010 | NFB 2493 160 H2 |



## Needle file handle set

Contains an application-oriented selection of PFERD TOOLS needle files.

**Contents:**
The set contains six needle files. The set comprises one each of the following needle files: flat (101), hand (102), three square (104), half-round (108), square (105), round (106).

**Special features:**
- Supplied in a handy box to protect against dirt and damage.

| Length [mm] | Swiss cut | Contents [Piece] | | Item no. | Designation |
|---|---|---|---|---|---|
| 160 | 1 | 6 | 1 | 11260162 | PF 263 160 H1 |

# Handy files





## Hand

Rectangular precision files similar to needle files, cut on three sides, in a slim, fine design. Suitable for work on the smallest areas of metals and plastics that are hard to reach, e.g. in tool and mould-making for reworking jobs.

**Special features:**
- The sturdy design enables a higher operating pressure.
- Can be used without a file handle thanks to the forged tang.
- Suitable for use on steels up to 1,200 N/mm² and plastics.

| Profile | Length [mm] | Swiss cut | Width [mm] | Height [mm] | | Item no. | Designation |
|---|---|---|---|---|---|---|---|
| 2601 | 215 | 00 | 10.3 | 2.8 | 12 | 12463011 | 2601 215 H00 |
| | | 1 | 10.3 | 2.8 | 12 | 12463013 | 2601 215 H1 |





## Three square

Triangular, highly tapered precision files similar to needle files, cut on three sides, in a slim, fine design. Suitable for work on the smallest areas of metals and plastics that are hard to reach, e.g. in tool and mould-making for reworking jobs.

**Special features:**
- The sturdy design enables a higher operating pressure.
- Can be used without a file handle thanks to the forged tang.
- Suitable for use on steels up to 1,200 N/mm² and plastics.

| Profile | Length [mm] | Swiss cut | Width [mm] | | Item no. | Designation |
|---|---|---|---|---|---|---|
| 2607 | 215 | 00 | 10 | 12 | 12463021 | 2607 215 H00 |
| | | 1 | 10 | 12 | 12463023 | 2607 215 H1 |

# Precision files
## Handy files





### Square

Square, highly tapered precision files similar to needle files, cut on four sides, in a slim, fine design. Suitable for work on the smallest areas of metals and plastics that are hard to reach, e.g. in tool and mould-making for reworking jobs.

**Special features:**
- The sturdy design enables a higher operating pressure.
- Can be used without a file handle thanks to the forged tang.
- Suitable for use on steels up to 1,200 N/mm² and plastics.

| Profile | Length [mm] | Swiss cut | Width [mm] | Height [mm] | | Item no. | Designation |
|---|---|---|---|---|---|---|---|
| 2608 | 215 | 00 | 6 | 6 | 12 | 12463031 | 2608 215 H00 |
| | | 1 | 6 | 6 | 12 | 12463033 | 2608 215 H1 |





### Half-round

Half-round, highly tapered precision files similar to needle files, cut on two sides, in a slim, fine design. Suitable for work on the smallest areas of metals and plastics that are hard to reach, e.g. in tool and mould-making for reworking jobs.

**Special features:**
- The sturdy design enables a higher operating pressure.
- Can be used without a file handle thanks to the forged tang.
- Suitable for use on steels up to 1,200 N/mm² and plastics.

| Profile | Length [mm] | Swiss cut | Width [mm] | Height [mm] | | Item no. | Designation |
|---|---|---|---|---|---|---|---|
| 2602 | 215 | 00 | 12.8 | 3.7 | 12 | 12463051 | 2602 215 H00 |
| | | 1 | 12.8 | 3.7 | 12 | 12463053 | 2602 215 H1 |

## Handy file sets



### Handy file sets

Contain an application-oriented selection of handy files for work on the smallest areas that are hard to reach.

**Contents:**
The set contains five handy files. The set comprises one each of the following handy files: hand (2601), three square (2607), square (2608), round (2610), half-round (2602).

**Special features:**
- Supplied in a plastic pouch to protect against dirt, corrosion and damage.

| Length [mm] | Swiss cut | Contents [Piece] | | Item no. | Designation |
|---|---|---|---|---|---|
| 215 | 00 | 5 | 1 | 12732001 | 2627 215 mm H00 |
| | 1 | 5 | 1 | 12732003 | 2627 215 mm H1 |

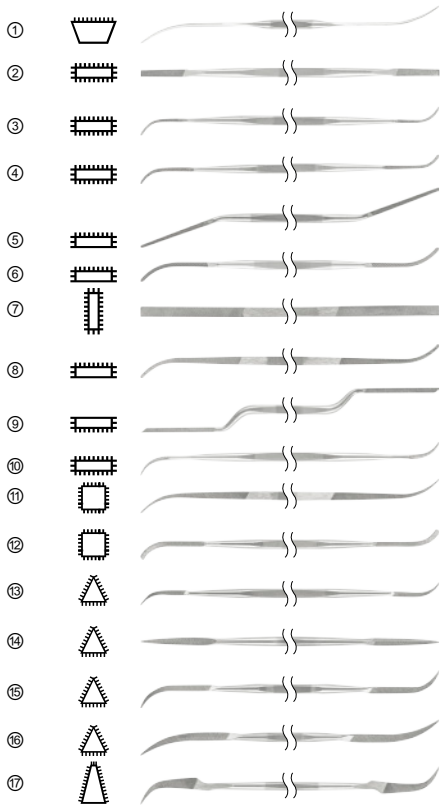

## Riffler files series 901P–952P

Riffler files in length 150 mm (smallest version).

**Special features:**

- Can be used with or without riffler file holder.
- Width, application-oriented product selection.
- Suitable for use on steels up to 1,200 N/mm².

| Image | Profile | Length [mm] | Swiss cut | Width [mm] | Height [mm] | Suitable arbors | | Item no. | Designation |
|---|---|---|---|---|---|---|---|---|---|
| ① | 901P | 150 | 2 | 4 | 1.3 | RFH 150 | 12 | 12409012 | 901P 150 H2 |
| | | | | | | | 1 | 12409020 | 901 P 150 H 2 (1) |
| ② | 910P | 150 | 4 | 2.3 | 1.2 | RFH 150 | 12 | 12409104 | 910P 150 H4 |
| | | | | | | | 1 | 12409120 | 910 P 150 H 4 (1) |
| ③ | 911P | 150 | 2 | 2.3 | 1.2 | RFH 150 | 12 | 12409112 | 911P 150 H2 |
| | | | | | | | 1 | 12409121 | 911 P 150 H 2 (1) |
| ④ | 913P | 150 | 2 | 2.7 | 1.5 | RFH 150 | 12 | 12409132 | 913P 150 H2 |
| | | | | | | | 1 | 12409122 | 913 P 150 H 2 (1) |
| ⑤ | 914P | 150 | 2 | 3.5 | 1.5 | RFH 150 | 12 | 12409142 | 914P 150 H2 |
| | | | | | | | 1 | 12409123 | 914 P 150 H 2 (1) |
| ⑥ | 915P | 150 | 2 | 3.5 | 1.5 | RFH 150 | 12 | 12409152 | 915P 150 H2 |
| | | | | | | | 1 | 12409124 | 915 P 150 H 2 (1) |
| ⑦ | 916P | 150 | 2 | 3.2 | 1.5 | RFH 150 | 12 | 12409162 | 916P 150 H2 |
| | | | | | | | 1 | 12409125 | 916 P 150 H 2 (1) |
| ⑧ | 917P | 150 | 2 | 3.2 | 1.5 | RFH 150 | 12 | 12409172 | 917P 150 H2 |
| | | | | | | | 1 | 12409126 | 917 P 150 H 2 (1) |
| ⑨ | 918P | 150 | 2 | 3.8 | 1.7 | RFH 150 | 12 | 12409182 | 918P 150 H2 |
| | | | | | | | 1 | 12409127 | 918 P 150 H 2 (1) |
| ⑩ | 920P | 150 | 2 | 4.9 | 1.5 | RFH 150 | 12 | 12409202 | 920P 150 H2 |
| | | | | | | | 1 | 12409210 | 920 P 150 H 2 (1) |
| ⑪ | 930P | 150 | 2 | 3.2 | 3.2 | RFH 150 | 12 | 12409302 | 930P 150 H2 |
| | | | | | | | 1 | 12409320 | 930 P 150 H 2 (1) |
| ⑫ | 931P | 150 | 2 | 1.7 | 1.7 | RFH 150 | 12 | 12409312 | 931P 150 H2 |
| | | | | | | | 1 | 12409321 | 931 P 150 H 2 (1) |
| ⑬ | 940P | 150 | 2 | 1.7 | - | RFH 150 | 12 | 12409402 | 940P 150 H2 |
| | | | | | | | 1 | 12409440 | 940 P 150 H 2 (1) |
| ⑭ | 941P | 150 | 2 | 2.2 | - | RFH 150 | 12 | 12409412 | 941P 150 H2 |
| | | | | | | | 1 | 12409441 | 941 P 150 H 2 (1) |

*Continued on next page*

*New item*
*Discontinued product*

# Precision files
## Riffler files, riffler rasps

| Image | Profile | Length [mm] | Swiss cut | Width [mm] | Height [mm] | Suitable arbors | | Item no. | Designation |
|---|---|---|---|---|---|---|---|---|---|
| ⑮ | 942P | 150 | 2 | 2.6 | - | RFH 150 | 12 | *12409422* | 942P 150 H2 |
| | | | | | | | 1 | 12409442 | 942 P 150 H 2 (1) |
| | | | 4 | 2.6 | - | RFH 150 | 12 | *12409424* | 942P 150 H4 |
| | | | | | | | 1 | 12409443 | 942 P 150 H 4 (1) |
| ⑯ | 943P | 150 | 2 | 3 | - | RFH 150 | 12 | *12409432* | 943P 150 H2 |
| | | | | | | | 1 | 12409444 | 943 P 150 H 2 (1) |
| | | | 4 | 3 | - | RFH 150 | 12 | *12409434* | 943P 150 H4 |
| ⑰ | 952P | 150 | 2 | 1.4 | 4.2 | RFH 150 | 12 | *12409522* | 952P 150 H2 |
| | | | | | | | 1 | 12409510 | 952 P 150 H 2 (1) |
| | | | 4 | 1.4 | 4.2 | RFH 150 | 12 | *12409524* | 952P 150 H4 |

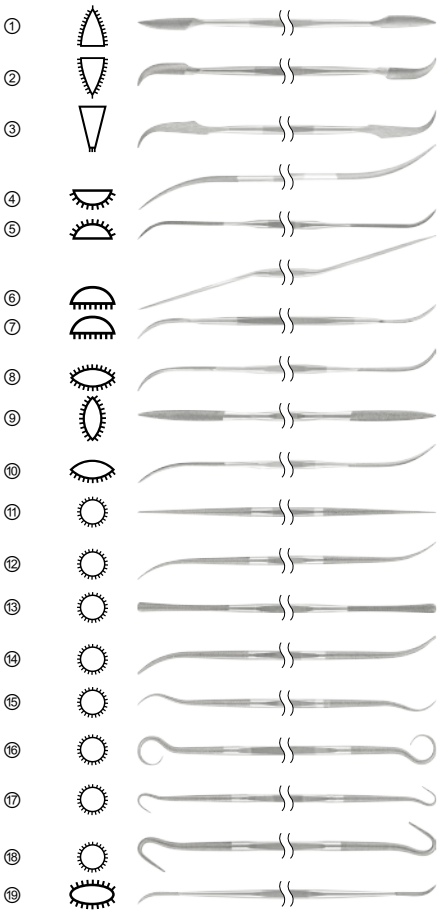


### Riffler files series 954P–996P

Riffler files in length 150 mm (smallest version).

**Special features:**

- Can be used with or without riffler file holder.
- Width, application-oriented product selection.
- Suitable for use on steels up to 1,200 N/mm².

| Image | Profile | Length [mm] | Swiss cut | Width [mm] | Height [mm] | Suitable arbors | | Item no. | Designation |
|---|---|---|---|---|---|---|---|---|---|
| ① | 954P | 150 | 2 | 1.5 | 4 | RFH 150 | 12 | *12409542* | 954P 150 H2 |
| | | | | | | | 1 | 12409511 | 954 P 150 H 2 (1) |
| ② | 955P | 150 | 4 | 1.5 | 4 | RFH 150 | 12 | *12409554* | 955P 150 H4 |
| | | | | | | | 1 | 12409512 | 955 P 150 H 4 (1) |
| ③ | 956P | 150 | 2 | 1.6 | 4.1 | RFH 150 | 12 | *12409562* | 956P 150 H2 |
| | | | | | | | 1 | 12409513 | 956 P 150 H 2 (1) |
| ④ | 961P | 150 | 2 | 4.1 | 2.4 | RFH 150 | 12 | *12409612* | 961P 150 H2 |
| | | | | | | | 1 | 12409610 | 961 P 150 H 2 (1) |
| ⑤ | 963P | 150 | 2 | 4.6 | 1.3 | RFH 150 | 12 | *12409632* | 963P 150 H2 |
| | | | | | | | 1 | 12409611 | 963 P 150 H 2 (1) |
| ⑥ | 964P | 150 | 2 | 4.5 | 1.4 | RFH 150 | 12 | *12409642* | 964P 150 H2 |
| ⑦ | 965P | 150 | 2 | 5.2 | 1.5 | RFH 150 | 12 | *12409652* | 965P 150 H2 |

*Continued on next page*



*New item*
*Discontinued product*

# Precision files
## Riffler files, riffler rasps



| Image | Profile | Length [mm] | Swiss cut | Width [mm] | Height [mm] | Suitable arbors | | Item no. | Designation |
|---|---|---|---|---|---|---|---|---|---|
| ⑦ | 965P | 150 | 2 | 5.2 | 1.5 | RFH 150 | 1 | 12409613 | 965 P 150 H 2 (1) |
| ⑧ | 972P | 150 | 2 | 3.6 | 2.1 | RFH 150 | 12 | *12409722* | 972P 150 H2 |
| | | | | | | | 1 | 12409710 | 972 P 150 H 2 (1) |
| ⑨ | 973P | 150 | 2 | 3.6 | 2.1 | RFH 150 | 12 | *12409732* | 973P 150 H2 |
| | | | | | | | 1 | 12409711 | 973 P 150 H 2 (1) |
| ⑩ | 974P | 150 | 2 | 3.6 | 2.1 | RFH 150 | 12 | *12409742* | 974P 150 H2 |
| | | | | | | | 1 | 12409712 | 974 P 150 H 2 (1) |
| ⑪ | 980P | 150 | 2 | 3.5 | - | RFH 150 | 12 | *12409802* | 980P 150 H2 |
| | | | | | | | 1 | 12409803 | 980 P 150 H 2 (1) |
| ⑫ | 981P | 150 | 2 | 3.5 | - | RFH 150 | 12 | *12409812* | 981P 150 H2 |
| | | | | | | | 1 | 12409804 | 981 P 150 H 2 (1) |
| ⑬ | 982P | 150 | 2 | 3 | - | RFH 150 | 12 | *12409822* | 982P 150 H2 |
| | | | | | | | 1 | 12409805 | 982 P 150 H 2 (1) |
| ⑭ | 983P | 150 | 2 | 3.2 | - | RFH 150 | 12 | *12409832* | 983P 150 H2 |
| | | | | | | | 1 | 12409806 | 983 P 150 H 2 (1) |
| ⑮ | 984P | 150 | 2 | 3.2 | - | RFH 150 | 12 | *12409842* | 984P 150 H2 |
| | | | | | | | 1 | 12409807 | 984 P 150 H 2 (1) |
| ⑯ | 985P | 150 | 2 | 3.2 | - | RFH 150 | 12 | *12409852* | 985P 150 H2 |
| | | | | | | | 1 | 12409808 | 985 P 150 H 2 (1) |
| | | | 4 | 3.2 | - | RFH 150 | 12 | *12409854* | 985P 150 H4 |
| | | | | | | | 1 | 12409809 | 985 P 150 H 4 (1) |
| ⑰ | 986P | 150 | 2 | 2.6 | - | RFH 150 | 12 | *12409862* | 986P 150 H2 |
| | | | | | | | 1 | 12409810 | 986 P 150 H 2 (1) |
| ⑱ | 988P | 150 | 2 | 3.2 | - | RFH 150 | 12 | *12409882* | 988P 150 H2 |
| | | | | | | | 1 | 12409811 | 988 P 150 H 2 (1) |
| ⑲ | 996P | 150 | 2 | 2.2 | 1.4 | RFH 150 | 12 | *12409962* | 996P 150 H2 |
| | | | | | | | 1 | 12409910 | 996 P 150 H 2 (1) |

*New item*
*Discontinued product*

# Precision files
## Riffler files, riffler rasps

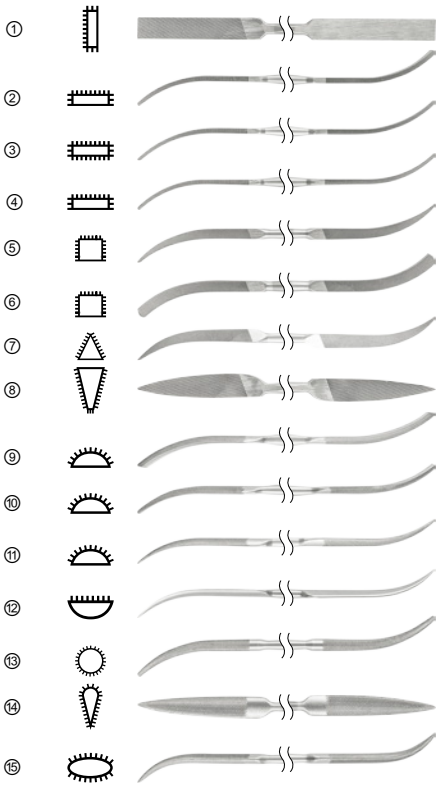

### Riffler files series 710P–795P

Riffler files in length 180 mm (medium version).

**Special features:**

- Can be used with or without riffler file holder.
- Width, application-oriented product selection.
- Suitable for use on steels up to 1,200 N/mm².

| Image | Profile | Length [mm] | Swiss cut | Width [mm] | Height [mm] | Suitable arbors | | Item no. | Designation |
|---|---|---|---|---|---|---|---|---|---|
| ① | 710P | 180 | 0 | 8.5 | 2.5 | RFH 180 | 12 | *12407100* | 710P 180 H0 |
| | | | | | | | 1 | 12407125 | 710 P 180 H 0 (1) |
| | | | 2 | 8.5 | 2.5 | RFH 180 | 12 | *12407102* | 710P 180 H2 |
| | | | | | | | 1 | 12407126 | 710 P 180 H 2 (1) |
| ② | 711P | 180 | 0 | 8.5 | 2.5 | RFH 180 | 12 | *12407110* | 711P 180 H0 |
| | | | | | | | 1 | 12407127 | 711 P 180 H 0 (1) |
| | | | 2 | 8.5 | 2.5 | RFH 180 | 12 | *12407112* | 711P 180 H2 |
| | | | | | | | 1 | 12407128 | 711 P 180 H 2 (1) |
| ③ | 712P | 180 | 0 | 8.2 | 2.5 | RFH 180 | 12 | *12407120* | 712P 180 H0 |
| | | | | | | | 1 | 12407129 | 712 P 180 H 0 (1) |
| | | | 2 | 8.2 | 2.5 | RFH 180 | 12 | *12407122* | 712P 180 H2 |
| | | | | | | | 1 | 12407131 | 712 P 180 H 2 (1) |
| ④ | 713P | 180 | 0 | 8.2 | 2.5 | RFH 180 | 12 | *12407130* | 713P 180 H0 |
| | | | 2 | 8.2 | 2.5 | RFH 180 | 12 | *12407132* | 713P 180 H2 |
| | | | | | | | 1 | 12407133 | 713 P 180 H 2 (1) |
| ⑤ | 731P | 180 | 0 | 4.5 | 4.5 | RFH 180 | 12 | *12407310* | 731P 180 H0 |
| | | | | | | | 1 | 12407330 | 731 P 180 H 0 (1) |
| | | | 2 | 4.5 | 4.5 | RFH 180 | 12 | *12407312* | 731P 180 H2 |
| | | | | | | | 1 | 12407331 | 731 P 180 H 2 (1) |
| ⑥ | 732P | 180 | 0 | 4.5 | 4.5 | RFH 180 | 12 | *12407320* | 732P 180 H0 |
| | | | | | | | 1 | 12407332 | 732 P 180 H 0 (1) |
| | | | 2 | 4.5 | 4.5 | RFH 180 | 12 | *12407322* | 732P 180 H2 |
| | | | | | | | 1 | 12407333 | 732 P 180 H 2 (1) |
| ⑦ | 741P | 180 | 0 | 6.5 | - | RFH 180 | 12 | *12407410* | 741P 180 H0 |
| | | | | | | | 1 | 12407420 | 741 P 180 H 0 (1) |
| | | | 2 | 6.5 | - | RFH 180 | 12 | *12407412* | 741P 180 H2 |
| | | | | | | | 1 | 12407421 | 741 P 180 H 2 (1) |
| ⑧ | 750P | 180 | 0 | 9.5 | 2.5 | RFH 180 | 12 | *12407500* | 750P 180 H0 |
| | | | | | | | 1 | 12407510 | 750 P 180 H 0 (1) |

*Continued on next page*



*New item*
*Discontinued product*

# Precision files
## Riffler files, riffler rasps

| Image | Profile | Length [mm] | Swiss cut | Width [mm] | Height [mm] | Suitable arbors | | Item no. | Designation |
|---|---|---|---|---|---|---|---|---|---|
| ⑧ | 750P | 180 | 2 | 9.5 | 2.5 | RFH 180 | 12 | *12407502* | 750P 180 H2 |
| | | | | | | | 1 | 12407511 | 750 P 180 H 2 (1) |
| ⑨ | 761P | 180 | 0 | 9.2 | 3.2 | RFH 180 | 12 | *12407610* | 761P 180 H0 |
| | | | | | | | 1 | 12407650 | 761 P 180 H 0 (1) |
| | | | 2 | 9.2 | 3.2 | RFH 180 | 12 | *12407612* | 761P 180 H2 |
| | | | | | | | 1 | 12407651 | 761 P 180 H 2 (1) |
| ⑩ | 762P | 180 | 2 | 9.3 | 3.2 | RFH 180 | 12 | *12407622* | 762P 180 H2 |
| | | | | | | | 1 | 12407652 | 762 P 180 H 2 (1) |
| ⑪ | 763P | 180 | 0 | 9.5 | 3.3 | RFH 180 | 12 | *12407630* | 763P 180 H0 |
| | | | | | | | 1 | 12407653 | 763 P 180 H 0 (1) |
| | | | 2 | 9.5 | 3.3 | RFH 180 | 12 | *12407632* | 763P 180 H2 |
| | | | | | | | 1 | 12407654 | 763 P 180 H 2 (1) |
| ⑫ | 764P | 180 | 2 | 9.5 | 3.3 | RFH 180 | 12 | *12407642* | 764P 180 H2 |
| | | | | | | | 1 | 12407655 | 764 P 180 H 2 (1) |
| ⑬ | 781P | 180 | 0 | 5 | - | RFH 180 | 12 | *12407810* | 781P 180 H0 |
| | | | | | | | 1 | 12407820 | 781 P 180 H 0 (1) |
| | | | 2 | 5 | - | RFH 180 | 12 | *12407812* | 781P 180 H2 |
| | | | | | | | 1 | 12407821 | 781 P 180 H 2 (1) |
| ⑭ | 790P | 180 | 2 | 8.5 | 4 | RFH 180 | 12 | *12407902* | 790P 180 H2 |
| | | | | | | | 1 | 12407920 | 790 P 180 H 2 (1) |
| ⑮ | 795P | 180 | 2 | 8 | 4.3 | RFH 180 | 12 | *12407952* | 795P 180 H2 |
| | | | | | | | 1 | 12407921 | 795 P 180 H 2 (1) |

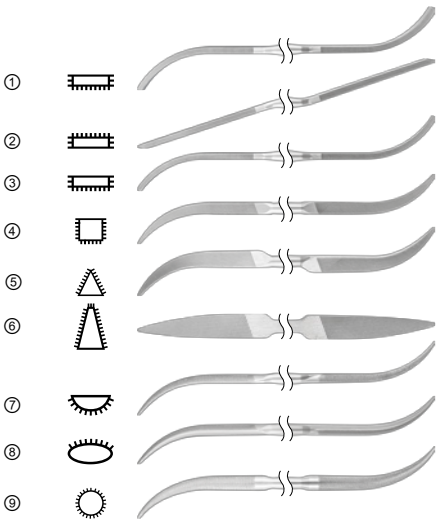


### Riffler files series 410P–480P

Riffler files in length 300 mm (longest version).

**Special features:**

- Can be used with or without riffler file holder.
- Width, application-oriented product selection.
- Suitable for use on steels up to 1,200 N/mm².

| Image | Profile | Length [mm] | Swiss cut | Width [mm] | Height [mm] | | Item no. | Designation |
|---|---|---|---|---|---|---|---|---|
| ① | 410P | 300 | 0 | 15 | 4 | 6 | *12404100* | 410P 300 H0 |
| ② | 411P | 300 | 0 | 15 | 4.4 | 6 | *12404110* | 411P 300 H0 |
| | | | 2 | 15 | 4.4 | 6 | *12404112* | 411P 300 H2 |
| ③ | 412P | 300 | 0 | 15 | 4.4 | 6 | *12404120* | 412P 300 H0 |
| ④ | 430P | 300 | 0 | 8 | 8 | 6 | *12404300* | 430P 300 H0 |
| | | | 2 | 8 | 8 | 6 | *12404302* | 430P 300 H2 |
| ⑤ | 440P | 300 | 0 | 12 | 12 | 6 | *12404400* | 440P 300 H0 |
| ⑦ | 460P | 300 | 0 | 15 | 6 | 6 | *12404600* | 460P 300 H0 |
| ⑧ | 470P | 300 | 0 | 14 | 7 | 6 | *12404700* | 470P 300 H0 |
| ⑨ | 480P | 300 | 0 | 10 | - | 6 | *12404800* | 480P 300 H0 |

*New item*
*Discontinued product*

# Precision files
## Riffler files, riffler rasps



### Riffler file set PF 900

Contains an application-oriented selection of riffler files. Matching arbor = RFH 150.

**Special features:**
- Can be used with or without riffler file holder.
- Width, application-oriented product selection.
- Suitable for use on steels up to 1,200 N/mm².

| Profile | Length [mm] | Swiss cut | Contents [Piece] | | Item no. | Designation |
|---|---|---|---|---|---|---|
| PF 900 | 150 | 2 | 4 | 1 | 11261900 | PF 900 |

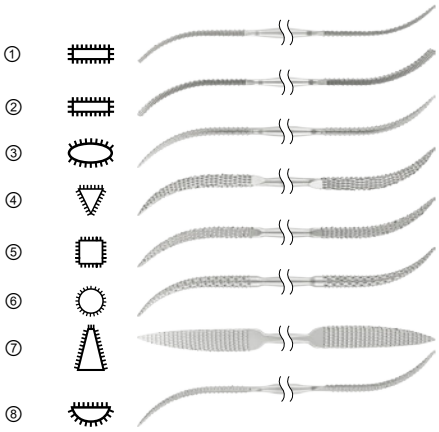

### Riffler rasp series 701P–708P

190 mm long riffler rasps with precise Swiss rasp cut.

**Special features:**
- Can be used with or without riffler file holder.
- Width, application-oriented product selection.
- Suitable for use on steels up to 1,200 N/mm².

| Image | Profile | Length [mm] | Swiss rasp cut | Width [mm] | Height [mm] | Suitable arbors | | Item no. | Designation |
|---|---|---|---|---|---|---|---|---|---|
| ① | 701P | 190 | 0 | 8.2 | 3.3 | RFH 180 | 12 | 12457190 | 701P 190 H0 |
| ② | 702P | 190 | 0 | 8.1 | 3.5 | RFH 180 | 12 | 12457290 | 702P 190 H0 |
| ③ | 703P | 190 | 0 | 7.6 | 4.4 | RFH 180 | 12 | 12457390 | 703P 190 H0 |
| ④ | 704P | 190 | 0 | 6.4 | - | RFH 180 | 12 | 12457490 | 704P 190 H0 |
| ⑤ | 705P | 190 | 0 | 4.9 | - | RFH 180 | 12 | 12457590 | 705P 190 H0 |
| ⑥ | 706P | 190 | 0 | 5.5 | - | RFH 180 | 12 | 12457690 | 706P 190 H0 |
| ⑦ | 707P | 190 | 0 | 9.2 | 3.6 | RFH 180 | 12 | 12457790 | 707P 190 H0 |
| ⑧ | 708P | 190 | 0 | 9.3 | 3.8 | RFH 180 | 12 | 12457890 | 708P 190 H0 |




### Riffler rasp set 720P

Contains an application-oriented selection of riffler rasps. Matching arbor = RFH 180.

**Special features:**
- Can be used with or without riffler file holder.
- Width, application-oriented product selection.
- Suitable for use on steels up to 1,200 N/mm².

| Profile | Length [mm] | Swiss cut | Contents [Piece] | | Item no. | Designation |
|---|---|---|---|---|---|---|
| 720P | 190 | 0 | 8 | 1 | 12707202 | 720P |



## Hand slim

Special files for creating textured surfaces. Chequering files enable grooved structures to be precisely incorporated into grip surfaces as well as hand and thumb rests in order to improve grip, control and guidance. Thanks to their special structure, the files are also suitable for adding decorative elements.



**Special features:**
- Selection of different cuts for producing distinctive to very delicate patterns and surface textures.
- Create high-quality surfaces with added decorative and functional value.
- Suitable for use on a variety of materials.

| Profile | Length [mm] | Swiss cut | Width [mm] | Height [mm] | Matching handle | | Item no. | Designation |
|---|---|---|---|---|---|---|---|---|
| CFP 150 | 150 | 00 | 13 | 4.5 | FH 3 | 1 | 18110000 | CFP150 H00 |
| | | 0 | 13 | 4.5 | FH 3 | 1 | 18110001 | CFP150 H0 |
| | | 1 | 13 | 4.5 | FH 3 | 1 | 18110002 | CFP150 H1 |
| | | 2 | 13 | 4.5 | FH 3 | 1 | 18110003 | CFP150 H2 |
| | | 4 | 13 | 4.5 | FH 3 | 1 | 18110004 | CFP150 H4 |

*New item*

# File handles, file sleeves, file brush

## File handles



## Ergonomic file handles

Ergonomic file handles for comfortable and safe work. Soft plastic without plasticizer on the outside with a hard, stable inner part.

**Special features:**

- Protects hands against sharp edges and corners.
- Ergonomic shape with optimized handle.
- Files do not roll away.

| Image | Suitable for file length [mm] | Total length [mm] | Suitable for | | Item no. | Designation |
|---|---|---|---|---|---|---|
| ① | 100, 125 | 110 | Profiles: square, round, key files | 10 | 12617120 | FH 2-10 |
| | | | | 100 | 12617220 | FH 2-100 |
| | 100, 150 | 110 | Profiles: hand, flat, half-round, half-round pointed, three square. Profiles: square, round; for file length 150 mm suitable file handle is FH 3. | 10 | 12617130 | FH 3-10 |
| | | | | 100 | 12617230 | FH 3-100 |
| ② | 200, 250 | 115 | Profiles: three square (file handle FH 5 is suitable for a file length of 250 mm), square, round, special shapes | 10 | 12617140 | FH 4-10 |
| | | | | 100 | 12617240 | FH 4-100 |
| ③ | 200, 250 | 115 | Profiles hand, flat, half-round | 10 | 12617141 | FH 4/1-10 |
| | | | | 100 | 12617241 | FH 4/1-100 |
| ② | 300, 350 | 115 | Profiles three square, square, round, special shapes | 10 | 12617150 | FH 5-10 |
| | | | | 100 | 12617250 | FH 5-100 |
| ④ | 300, 350 | 115 | Profiles hand, flat, half-round | 10 | 12617151 | FH 5/1-10 |
| | | | | 100 | 12617251 | FH 5/1-100 |



## Hoof plane file handle

Hoof plane file handle for comfortable and safe work.

**Special features:**

- Protects hands against sharp edges and corners.
- Ergonomic shape with optimized handle.

| Suitable for file length [mm] | Total length [mm] | Suitable for | | Item no. | Designation |
|---|---|---|---|---|---|
| 350 | 110 | Hoof plane | 1 | 12612000 | FH 6/1 |

# File handles, file sleeves, file brush
## File handles

① ② ③



### Plastic file handles

Stable plastic file handles for good guidance and power transmission.

**Special features:**
- Wide collar guarantees work with low levels of fatigue and increases safety.
- Good power transmission and control of the file.
- Air chambers help absorb hand moisture.

| Image | Suitable for file length [mm] | Total length [mm] | Suitable for | | Item no. | Designation |
|---|---|---|---|---|---|---|
| ① | 100, 125, 150 | 90 | Key files | 10 | 12616108 | PH 08/10 |
| | | | | 100 | 12616208 | PH 08/100 |
| | | | all tangs | 10 | 12616109 | PH 09/10 |
| | | | | 100 | 12616209 | PH 09/100 |
| ② | 200, 250 | 110 | all tangs | 10 | 12616111 | PH 11/10 |
| | | | | 100 | 12616211 | PH 11/100 |
| ③ | 300, 350 | 120 | all tangs | 10 | 12616113 | PH 13/10 |
| | | | | 100 | 12616213 | PH 13/100 |

## Quick-mounting handles



### Quick-mounting handle

Quick-mounting handle for needle files, diamond files and smaller machinist's and precision files.

**Special features:**
- Reliably clamps the file tangs into the handle by simply twisting the two halves of the handle.

| Suitable for file length [mm] | Suitable for tang diameter [mm] | Total length [mm] | | Item no. | Designation |
|---|---|---|---|---|---|
| 140, 160, 180, 200 | 3.0 / 3.25 / 3.5 / 3.75 | 90 | 10 | 12605004 | SH 220 |

① ②



### Needle file holder

Quick-mounting handles for needle files with 3–4.5 mm tang diameter.

**Special features:**
- Practical and lightweight.
- Available in two materials.

| Image | Suitable for tang diameter [mm] | Total length [mm] | | Item no. | Designation |
|---|---|---|---|---|---|
| ① | 3.0 / 3.25 / 3.5 / 3.75 | 100 | 10 | 12299004 | NFH 211-3 K |
| ② | 3.0 / 3.25 / 3.5 / 3.75 | 92 | 10 | 12299010 | NFH 212 |

# File handles, file sleeves, file brush

## Riffler file holder



### Riffler file holder

Riffler file holder without plasticizer.

**Special features:**
- Safe and optimum file control.
- One of the file points is always covered safely by the file handle.
- Quick and easy tool changes.

| Suitable for file length [mm] | | Item no. | Designation |
|---|---|---|---|
| 150 | 10 | 12602172 | RFH 150 |
| 180 | 10 | 12604224 | RFH 180 |

## Empty plastic sleeves



### Empty plastic sleeves

Plastic sleeves for storing individual files without a handle.

**Special features:**
- Enables the file to be hung up by the eyelet.
- Protects against damage, dirt and corrosion.

| Suitable for file length [mm] | | Item no. | Designation |
|---|---|---|---|
| 150 | 25 | 12621150 | KH 150 |
| 200 | 25 | 12622200 | KH 200 |
| 250 | 25 | 12623250 | KH 250 |
| 300 | 25 | 12624300 | KH 300 |

## File brush



### File brush

The file brush effortlessly cleans chips from a clogged file. With robust wooden handle with wear-resistant steel wire filament.



**Special features:**
- Easy to clean.
- Long tool life.

| Length [mm] | | Item no. | Designation |
|---|---|---|---|
| **Steel wire (ST)** | | | |
| 232 | 5 | 12601000 | HBF 10 ST 0,30 |




## Hand deburrer

Easy change blades and countersinks for efficient deburring, chamfering and reworking of different materials and contours. Hard-to-reach areas, bores, inner and outer diameters, thread and grooves can be worked on effortlessly by hand.



**Special features:**

- Easy to control and use with the special holder.
- The pivot-mounted adapter system makes handling and changing the deburrer very easy.
- Ergonomic file handle protects hands against sharp edges and prevents the tool from rolling away.

| Image | Diameter [mm] | Use for | Countersink dia. [mm] | | Item no. | Designation |
|---|---|---|---|---|---|---|
| **Holder for hand deburrer** | | | | | | |
| ① | - | all types | - | 1 | 12605005 | H 4 |
| **Deburring blades** | | | | | | |
| ② | 3 | Steel, aluminium, rust-free stainless steel | - | 10 | 14300010 | BS 1010 |
| ③ | 3 | Plastics, other soft materials | - | 10 | 14300020 | BS 1018 |
| ④ | 3 | Non-ferrous metals | - | 10 | 14300030 | BS 2010 |
| **Mini blade** | | | | | | |
| ⑤ | 3 | general use | - | 1 | 14300040 | BD 5010 |
| **Deburring countersink** | | | | | | |
| ⑥ | 3 | general use | 10.4 | 1 | 14300050 | BC 1041 |
| ⑦ | 3 | general use | 16.5 | 1 | 14300060 | BC 1651 |

PFERD TOOLS




# Milling, drilling and countersinking tools

# Milling, drilling and countersinking tools
Table of contents



## Milling, drilling and countersinking tools


- Highlights from the PFERD TOOLS range 98
- General information 99
- Burr shapes 100
- The quick way to find the perfect tool 102




## TC burrs for universal applications


- For fine and coarse stock removal 111




## TC burrs for high-performance applications


- ALLROUND cut for versatile use 128
- STEEL cut for steel and cast steel 136
- INOX cut for stainless steel (INOX) 143
- ALU cut for aluminium/non-ferrous metals 149
- NON-FERROUS cut for non-ferrous metals 154
- CAST cut for cast iron 156
- TITANIUM cut for titanium 159
- PLAST cut for GRP/CRP 162
- FVK and FVKS cuts for GRP/CRP 162
- TOUGH and TOUGH-S cuts for tough applications 163
- MICRO cut for finishing work 167
- TC burrs for flexible and defined work on edges 174




## TC copy milling burrs


- Universal cut KFS 4 180
- MICRO cut for finishing work 181




## TC profile cylinder burrs


- Cylindrical shape 182
- Cylindrical shape with radius end 183




## Milling tools for robot applications


- Milling tools for deburring and chamfering 185
- Milling tools with ball bearing for deburring and cleaning 187
- Milling tools for processing aluminium 187
- Milling tools for work on GRP/CRP 187




## HSS rotary cutters


- For fine and coarse stock removal 190
- HSS rotary cutters for special shapes 197
- HSS finishing cutters 199




## Milling tools with cutting inserts


- **ALU**MASTER High Speed Disc 202
- High Speed Torus Cutter 206
- EDGE FINISH system for work on edges 207




## Drilling tools


- HSS spiral drill 211
- HSS step drills 223




## Countersink tools


- HSS countersink 228
- HSS flat countersink 235




## HSS hole saws, sets and accessories


- HSS hole saws 236
- HSS hole saw sets 237
- Accessories 239




## TC hole cutters and accessories


- TC hole cutter 242
- HSS pilot drill for TC hole cutters 243

# Milling, drilling and countersinking tools
## Highlights from the PFERD TOOLS range



### High-performance cut ALLROUND with HICOAT coating HC-FEP

When working on applications not specific to a particular material, many users opt for conventional uncoated cross cuts. However, cross-cut burrs without a coating quickly reach their limits, particularly in the case of high cutting speeds and long usage periods. With its ALLROUND HC-FEP cut, PFERD TOOLS has developed high-performance burrs that stand out clearly from uncoated cross cuts thanks to their up to 250% higher stock removal rate and extremely long tool life. The result? Maximum economic efficiency thanks to the maximum stock removal rate and a longer tool life.

Scan the QR code to find out more about the ALLROUND high-performance cut from PFERD TOOLS.

**Advantages:**
- Saves time and money thanks to its very high stock removal rate on key materials.
- Comfortable working thanks to reduced vibration and less noise.



- High-quality HICOAT coating HC-FEP for high hardness and wear resistance.

### ALUMASTER High Speed Disc

A high stock removal rate, a lower tendency to clog up and the production of large chips rather than hazardous dust are just three reasons to use milling tools when machining aluminium.

PFERD TOOLS has developed innovative milling tools with cutting inserts, such as the High Speed Disc **ALU**MASTER, for reliable and efficient machining of aluminium. Whether used for milling out, work on weld seams and fillet welds or for edge and surface work, the unique milling tools are versatile and also suitable for robot-assisted applications.

Scan the QR code to find out more about milling tools with cutting inserts from PFERD TOOLS.

**Advantages:**
- Does not generate hazardous or explosive dust.
- An extraction system is not required.
- Exceptionally high stock removal rate.



- Turnable and replaceable tungsten carbide cutting inserts.

### HICOAT coating

PFERD TOOLS offers tools with HICOAT coatings to tackle particularly demanding applications. Three different coatings are available. The HICOAT coating HC-FEP is specifically designed for iron and steel materials. The HICOAT coating HC-STS is optimized for use on stainless steels. The HICOAT coating HC-NFE is mainly used for long-chipping and lubricating aluminium alloys and non-ferrous metals, as it prevents material adhesion. In general, all PFERD TOOLS tungsten carbide burrs are also available with HICOAT coatings.

Scan the QR code to find out more about PFERD TOOLS' HICOAT coatings.

**Advantages:**
- Improved anti-adhesion characteristics.
- Effective chip discharge.
- Lower thermal loads.
- Increased tool life.
- Burrs with the HICOAT coating HC-FEP achieve a much higher stock removal rate than uncoated burrs.



### More expert information online

Scan the QR code to find out a wide range of tool and application knowledge relating to PFERD TOOLS' high-quality tools and their huge variety of materials.



## Milling tools for robot applications

From standard tasks to the machining of challenging materials, PFERD TOOLS offers an optimized, application-specific portfolio for milling work in robot applications.

PFERD TOOLS' impressive milling tools for robot applications meet the highest quality standards during production and offer high performance and wear resistance, leading to significantly lower process costs and optimized process chains.

Scan the QR code now to find out more.





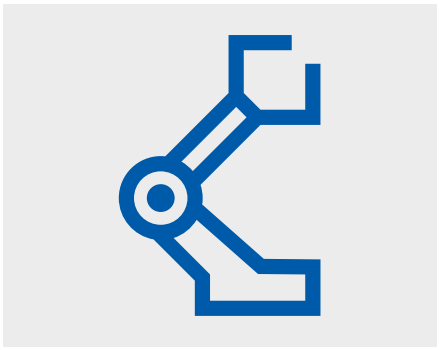

## The quick way to find the perfect tool

To provide the best possible overview of our high-performance robotics range, we have marked all milling tools that are particularly well suited to robot-guided use with a pictogram. In addition to the milling tools that have been specifically optimized for robot applications, selected coated tungsten carbide burrs with a shank diameter of 6 mm or more can also be used on the robot.



## Technical customer support

We are also happy to develop custom products for your robot applications. PFERD TOOLS has a long tradition of developing tools for robot applications. Our in-house research and development, along with our experienced application engineers, have successfully optimized numerous robotics applications around the world. You can find our worldwide sales office addresses at **www.pferd.com**.

# Milling, drilling and countersinking tools
## General information

### Custom-made products

If you cannot find the solution for your particular application in our comprehensive catalogue range, we are happy to produce milling tools to meet your wishes and requirements. Our sales representatives and technical advisers will be happy to assist you in analyzing your task. Your specifications and wishes, drawings relating to cuts, shank diameters, special lengths, special shapes and coatings can thus be taken into account.

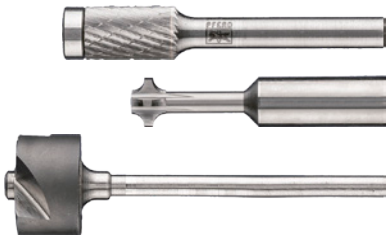

### Resharpening

PFERD TOOLS offers resharpening of tungsten carbide burrs, subject to a minimum resharpening quantity of 20 units (unmixed items). Resharpening of HSS rotary cutters or tungsten carbide burrs with a shank diameter of 3 mm is not recommended for economic reasons. In each case, our production specialists will decide whether resharpening makes sense from an economic point of view and is technically feasible. The following cuts can be resharpened (only applies as from a shank diameter of 5 mm):

- Cut 1
- Cut 3
- Cut 3 PLUS
- Cut 4
- Cut 5
- STEEL
- INOX
- ALU
- NON-FERROUS
- CAST
- TITANIUM
- TOUGH
- TOUGH-S
- MICRO



### Safety notes

- For safety reasons, the maximum permitted rotational speed indicated must never be exceeded.

Wear eye protection!

Wear hearing protection!

Wear a dust mask!

Wearing protective gloves is recommended. Handle the tool drive with both hands.

Observe the recommended rotational speed, especially when using burrs with long shanks!

Observe the contact angle of 5–60° (**ALU**MASTER HSD-F)!

Tighten the bolts!

Do not use if damaged!

Do not use for cutting!

CE-marked

## Burr shapes

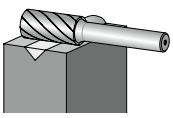

**ZYA**
Cylindrical shape

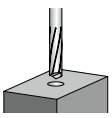

**ZYA BS**
Cylindrical shape with drill cut

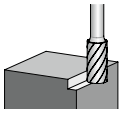

**ZYAS/HSS A-ST**
Cylindrical shape with end cut

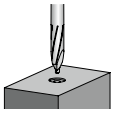

**ZYA ZBS**
Cylindrical shape with centre drill

# Milling, drilling and countersinking tools
## Burr shapes



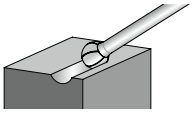

**KUD/HSS F**
Ball shape

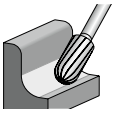

**WRC/HSS C**
Cylindrical shape with radius end

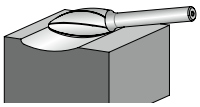

**B**
Flame shape

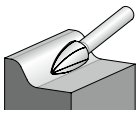

**SPG/ HSS K**
Pointed tree shape

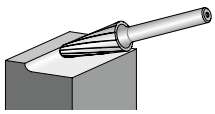

**KEL/HSS L**
Conical shape with radius end

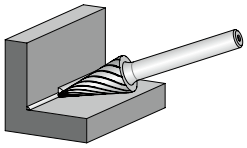

**SKM/HSS G**
Conical pointed shape

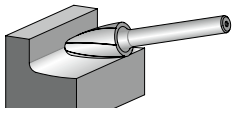

**RBF/HSS H**
Tree shape with radius end

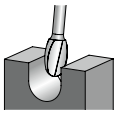

**TRE/HSS O**
Oval shape

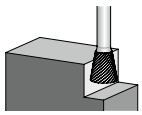

**WKN**
Inverted cones

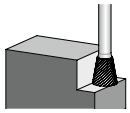

**WKNS/HSS W-ST**
Inverted cones with end cut

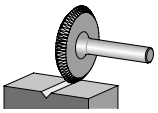

**N**
Disc shape

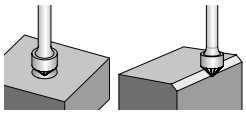

**KSK**
Conical counterbore shape 90°

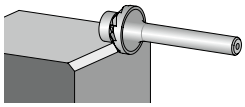

**KSK EDGE**
EDGE 45°

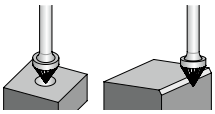

**KSJ**
Conical counterbore shape 60°

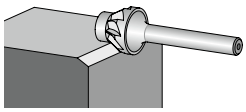

**KSJ EDGE**
EDGE 30°

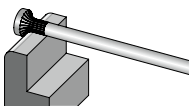

**R**
Radius burrs

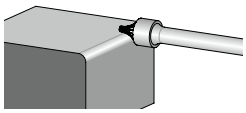

**V**
Concave radius burrs

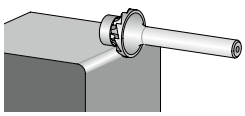

**V EDGE**
EDGE R3.0

# Milling, drilling and countersinking tools
## The quick way to find the perfect tool

PFERD TOOLS





| Application | Material group | | | Used for | High-performance application | Universal application |
|---|---|---|---|---|---|---|
| Deburring, chamfering, milling out for the preparation of build-up welding, machining weld seams, machining contours, cleaning cast material | Steel, cast steel | Steels up to 1,200 N/mm² (< 38 HRC) | Construction steels, carbon steels, tool steels, non-alloyed steels, case-hardened steels, cast steel, tempering steels | Coarse stock removal | STEEL | 3 PLUS |
| | | | | | ALLROUND | |
| | | | | Fine stock removal | MICRO | 5 |
| | | Hardened, heat-treated steels over 1,200 N/mm² (> 38 HRC) | Tool steels, tempering steels, alloyed steels, cast steel | Coarse stock removal | STEEL | 3 PLUS |
| | | | | | ALLROUND | |
| | | | | Fine stock removal | MICRO | 5 |
| | Stainless steel (INOX) | Rust and acid-resistant steels | Austenitic and ferritic stainless steels | Coarse stock removal | INOX | 4 |
| | | | | | ALLROUND | |
| | | | | Fine stock removal | MICRO | 5 |
| | Non-ferrous metals | Soft non-ferrous metals | Aluminium alloys | Coarse stock removal | ALU | 1 |
| | | | | Fine stock removal | | - |
| | | | Brass, copper, zinc | Coarse stock removal | NON-FERROUS | 1 |
| | | | | | ALU | |
| | | | | | ALLROUND | |
| | | | | Fine stock removal | ALU | 3 |
| | | Hard non-ferrous metals | Bronze, titanium/ titanium alloys, hard aluminium alloys (high Si content) | Coarse stock removal | TITANIUM | 4 |
| | | | | | ALU | |
| | | | | | NON-FERROUS | |
| | | | | | INOX | |
| | | | | | ALLROUND | |
| | | | | Fine stock removal | MICRO | 5 |
| | | High-temperature-resistant materials | Nickel-based and cobalt-based alloys (engine and turbine construction) | Coarse stock removal | On request | 4 |
| | | | | Fine stock removal | MICRO | 5 |
| | Cast iron | Grey cast iron, white cast iron | Cast iron with flake graphite EN-GJL (GG), with nodular graphite/nodular cast iron EN-GJS (GGG), white annealed cast iron EN-GJMW (GTW), black annealed cast iron EN-GJMB (GTS) | Coarse stock removal | CAST | 3 PLUS |
| | | | | | ALLROUND | |
| | | | | Fine stock removal | MICRO | 3 |
| Milling out, machining contours | Plastics, other materials | Thermoplastics, fibre-reinforced plastics (GRP/CRP) with a fibre content ≤ 40% | | Coarse stock removal | PLAST | - |
| Trimming, contour milling, cutting out holes | | Thermoplastics, fibre-reinforced plastics (GRP/CRP) with a fibre content > 40% | | | FVK/FVKS | |
| | | | | | ALU | |
| | | | | | NON-FERROUS | |

## Special applications

| Application | High-performance application | Universal application |
|---|---|---|
| Work on edges | TC burrs for work on edges | - |
| | EDGE FINISH system for work on edges | - |
| Problems with broken teeth | TC burrs – TOUGH, TOUGH-S cuts | HSS rotary cutters |
| Cutting out round holes | TC hole cutter | HSS step drills, HSS hole saws |
| Machining butt welds and fillet welds, work on edges/ chamfering using an angle grinder | **ALU**MASTER High Speed Disc | - |
| Machining butt welds and fillet welds, work on edges | High Speed Torus Cutter | - |
| Deburring and chamfering in a single step in robot applications | TC burrs KZW, KSK-WKN, SKM-ZYA | - |

# TC burrs
## PFERD TOOLS cuts

PFERD TOOLS

### PFERD TOOLS cuts for universal applications



**Cut 1 (C according to DIN 8033)**
- Machining of non-ferrous metals, steel and cast iron.
- High stock removal and good surfaces.



**Cut 3 (MY according to DIN 8033)**
- Machining of steel, cast iron, stainless steel (INOX), nickel-based alloys and titanium alloys.
- High stock removal and good surfaces.
- Good surface.
- Burrs with the HICOAT coating HC-FEP achieve a much higher stock removal rate than uncoated burrs.



**Cut 3 PLUS (MX according to DIN 8033)**
- Similar to the 3 cut, but with cross cut.
- Machining of steel, cast iron, stainless steel (INOX), nickel-based alloys and titanium alloys.
- High stock removal and good surfaces.
- Burrs with the HICOAT coating HC-FEP achieve a much higher stock removal rate than uncoated burrs.



**Cut 4 (MX according to DIN 8033)**
- Machining of stainless steel (INOX), steel and high-temperature-resistant materials such as nickel-based and cobalt-based alloys.
- High stock removal with short chips.
- Good surface.
- Burrs with the HICOAT coating HC-FEP achieve a much higher stock removal rate than uncoated burrs.



**Cut 5 (F according to DIN 8033)**
- Fine machining of steel, cast iron, stainless steel (INOX) and high-temperature-resistant materials such as nickel-based and cobalt-based alloys.
- Good surface.
- Burrs with HICOAT coating HC-FEP for high hardness and wear resistance.

### PFERD TOOLS cuts for high-performance applications



**ALLROUND cut**
- High stock removal rate on key materials such as steel, cast steel, stainless steel (INOX), non-ferrous metals and cast iron.
- Similar to the 3 PLUS cut but with a significantly higher stock removal rate.
- Burrs with the HICOAT coating HC-FEP achieve a much higher stock removal rate than uncoated burrs.



**STEEL cut**
- Extremely high stock removal rate on steel and cast steel.
- Smooth milling.
- Reduced vibration and less noise.
- Burrs with the HICOAT coating HC-FEP achieve a much higher stock removal rate than uncoated burrs.



**INOX cut**
- Extremely high stock removal rate on all austenitic, rust and acid-resistant steels, stainless steel (INOX) and soft titanium alloys (tensile strength < 500 N/mm²).
- Significantly reduced vibration and less noise.
- Burrs with HICOAT coating HC-STS demonstrate high hardness and wear resistance in comparison with uncoated burrs.



**ALU cut**
- High stock removal rate on aluminium and aluminium alloys, non-ferrous metals and plastics.
- Smooth milling.
- High-quality HICOAT coating HC-NFE for long-chipping and smearing aluminium alloys and non-ferrous metals.
- Can be used with cutting speeds of up to 1,100 m/min (HC-NFE: up to 1,300 m/min).



**NON-FERROUS cut**
- High stock removal rate on non-ferrous metals, brass, copper, plastics and fibre-reinforced plastics.
- Suitable for universal use.



**CAST cut**
- Extremely high stock removal rate on cast iron.
- Smooth milling.
- Reduced vibration and less noise.

# TC burrs
## PFERD TOOLS cuts





**TITANIUM cut**
- Outstanding stock removal rate and tool life on hard titanium alloys.
- Tangibly more aggressive, large chips and very good chip removal.
- Reduced vibration and less noise.
- For soft titanium alloys (tensile strength < 500 N/mm²), PFERD TOOLS recommends the INOX cut.



**Cut EDGE HC-FEP**
- Create exact edge shapes – with either 30° or 45° chamfering or a defined radius of 2.0 mm, 2.5 mm or 3.0 mm.
- Safe and comfortable to guide.
- Burrs with HICOAT coating HC-FEP for high hardness and wear resistance.



**PLAST cut**
- Trimming and contour milling of workpieces made from less hard glass and carbon-fibre-reinforced duroplastics (GRP and CRP with ≤ 40 % fibre content) and fibre-reinforced thermoplastics.
- Minimized delamination and fraying through straight cut.
- Highly suitable for use on machines and on robots.
- Reduced vibration and less noise.



**FVK cut**
- Trimming and contour milling of workpieces made from hard glass and carbon-fibre-reinforced duroplastics (also GRP and CRP > 40 %).



**FVKS cut**
- Similar to the FVK cut.
- Smooth milling.
- Generates smooth cut edges.
- For use on machines and robots with high feed rates.



**TOUGH cut**
- High stock removal rate on cast iron, steel < 54 HRC.
- Extremely resistant to impacts.
- Also suitable for use with high surface contact angles > 1/3 and under impact loads.



**TOUGH-S cut**
- High stock removal rate on cast iron, steel < 54 HRC.
- Similar to the TOUGH cut, but with smoother milling and shorter chips.
- Extremely resistant to impacts.
- Also suitable for use with high surface contact angles > 1/3 and under impact loads.



**MICRO cut**
- Good stock removal on almost all materials < 68 HRC.
- High surface quality.
- Reduced vibration and less noise.
- Burrs with HICOAT coating HC-FEP for high hardness and wear resistance.

**Note**
- On tungsten carbide burrs designed for high-performance applications, blue discolouration cannot be avoided on account of the very high stock removal rate. However, this does not constitute a safety risk.

## Tungsten carbide burrs with a long shank

Tungsten carbide burrs with long shanks are particularly well suited to working in hard-to-reach areas. PFERD TOOLS holds long-shank versions in stock for the respective product groups. Long-shank versions are available with the 3 PLUS, STEEL, Z5 and TOUGH cuts. Additional variants can be custom-made on request. Tungsten carbide burrs with a long steel shank SL should only be used with rigid clamping systems and drives. There is a risk that they may break off!

In some applications, drive spindle extensions are an economic alternative to customized burrs with long shanks.

For more information please see catalogue section 9.

## Explanation of the code system

$d_1$ = Burr dia.
$l_2$ = Cut length
$d_2$ = Shank dia.
$l_1$ = Total length

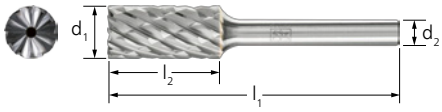


## Recommendations for use

An optimum rotational speed and power output for the tool drive are required for cost-effective use of tungsten carbide burrs. Using tungsten carbide burrs on drives with an elastically mounted spindle significantly improves comfort when working. What's more, the grinder's elastically mounted spindle guarantees a longer tool life, especially when using tungsten carbide burrs. Scan the QR code to obtain more handy recommendations for use relating to milling work.



## Recommended rotational speed range [RPM]

To determine the recommended cutting speed range [m/min], please proceed as follows:
① Select the material group to be machined.
② Determine the type of application.
③ Select the cut.
④ Establish the cutting speed range.

To determine the recommended rotational speed range [RPM], please proceed as follows:
⑤ Select the required burr diameter.
⑥ The cutting speed range and the burr diameter determine the recommended rotational speed range.



# TC burrs
## Cutting speeds – burrs for universal applications

PFERD TOOLS



| ① Coarse stock removal | | | ② Used for | ③ Cut | ④ Cutting speed |
|---|---|---|---|---|---|
| Steel, cast steel | Steels up to 1,200 N/mm² (< 38 HRC) | Construction steels, carbon steels, tool steels, non-alloyed steels, case-hardened steels, cast steel, tempering steels | Coarse stock removal | 1 | 600–900 m/min |
| | | | | 3 PLUS | 450–600 m/min |
| | | | | 3 PLUS HC-FEP | 450–750 m/min |
| | | | Fine stock removal | 5 | 450–600 m/min |
| | | | | 5 HC-FEP | 450–750 m/min |
| | Hardened, heat-treated steels over 1,200 N/mm² (> 38 HRC) | Tool steels, tempering steels, alloyed steels, cast steel | Coarse stock removal | 3 | 250–350 m/min |
| | | | | 3 PLUS | |
| | | | | 4 | |
| | | | | 3 HC-FEP | 250–450 m/min |
| | | | | 3 PLUS HC-FEP | |
| | | | | 4 HC-FEP | |
| | | | Fine stock removal | 5 | 350–450 m/min |
| | | | | 5 HC-FEP | 350–600 m/min |
| Stainless steel (INOX) | Rust and acid-resistant steels | Austenitic and ferritic stainless steels | Coarse stock removal | 1 | 250–450 m/min |
| | | | | 3 | 250–350 m/min |
| | | | | 3 PLUS | |
| | | | | 3 PLUS HC-FEP | 250–450 m/min |
| | | | | 3 HC-FEP | 250–450 m/min |
| | | | | 4 | |
| | | | | 4 HC-FEP | 250–600 m/min |
| | | | Fine stock removal | 5 | 350–450 m/min |
| | | | | 5 HC-FEP | 350–600 m/min |
| Non-ferrous metals | Soft non-ferrous metals | Aluminium alloys | Coarse stock removal | 1 | 600–900 m/min |
| | | Brass, copper, zinc | Coarse stock removal | 1 | 600–900 m/min |
| | | | Fine stock removal | 3 | 450–600 m/min |
| | | | | 3 HC-FEP | 450–750 m/min |
| | Hard non-ferrous metals | Bronze, titanium/titanium alloys, hard aluminium alloys (high Si content) | Coarse stock removal | 3 | 250–350 m/min |
| | | | | 4 | |
| | | | | 3 HC-FEP | 250–450 m/min |
| | | | | 4 HC-FEP | |
| | | | Fine stock removal | 5 | 350–450 m/min |
| | | | | 5 HC-FEP | 350–600 m/min |
| | High-temperature-resistant materials | Nickel-based and cobalt-based alloys (engine and turbine construction) | Coarse stock removal | 3 PLUS | 250–450 m/min |
| | | | | 3 PLUS HC-FEP | 250–600 m/min |
| | | | | 4 | 250–450 m/min |
| | | | | 4 HC-FEP | 250–600 m/min |
| | | | Fine stock removal | 5 | 350–600 m/min |
| | | | | 5 HC-FEP | 350–750 m/min |
| Cast iron | Grey cast iron, white cast iron | Cast iron with flake graphite EN-GJL (GG), with nodular graphite/nodular cast iron EN-GJS (GGG), white annealed cast iron EN-GJMW (GTW), black annealed cast iron EN-GJMB (GTS) | Coarse stock removal | 1 | 600–900 m/min |
| | | | | 3 PLUS | 450–600 m/min |
| | | | | 3 PLUS HC-FEP | 450–750 m/min |
| | | | Fine stock removal | 3 | 450–600 m/min |
| | | | | 3 HC-FEP | 450–750 m/min |

# TC burrs
## Cutting speeds – burrs for material-specific applications

PFERD TOOLS



| ① Material group | | | ② Used for | ③ Cut | ④ Cutting speed |
|---|---|---|---|---|---|
| Steel, cast steel | Steels up to 1,200 N/mm² (below 38 HRC) | Construction steels, carbon steels, tool steels, non-alloyed steels, case-hardened steels, cast steel, tempering steels | Coarse stock removal | ALLROUND | 450–750 m/min |
| | | | | ALLROUND HC-FEP | 450–900 m/min |
| | | | | STEEL | 450–750 m/min |
| | | | | STEEL HC-FEP | 450–900 m/min |
| | Hardened, heat-treated steels over 1,200 N/mm² (over 38 HRC) | Tool steels, tempering steels, alloyed steels, cast steel | Coarse stock removal | ALLROUND | 250–450 m/min |
| | | | | ALLROUND HC-FEP | 250–600 m/min |
| | | | | STEEL | 450–750 m/min |
| | | | | STEEL HC-FEP | 450–900 m/min |
| Stainless steel (INOX) | Rust and acid-resistant steels | Austenitic and ferritic stainless steels | Coarse stock removal | ALLROUND | 450–600 m/min |
| | | | | ALLROUND HC-FEP | 450–750 m/min |
| | | | | INOX | 450–600 m/min |
| | | | Fine stock removal | INOX HC-STS | 450–750 m/min |
| Non-ferrous metals | Soft non-ferrous metals | Aluminium alloys | Coarse stock removal | ALU | 600–1,100 m/min |
| | | | | ALU HC-NFE | 600–1,300 m/min |
| | | | Fine stock removal | ALU | 900–1,100 m/min |
| | | | | ALU HC-NFE | 900–1,300 m/min |
| | | Brass, copper, zinc | Coarse stock removal | ALLROUND | 750–900 m/min |
| | | | | ALLROUND HC-FEP | 750–1,100 m/min |
| | | | | ALU | 900–1,100 m/min |
| | | | | ALU HC-NFE | 900–1,300 m/min |
| | | | | NON-FERROUS | 450–600 m/min |
| | | | Fine stock removal | ALU | 900–1,100 m/min |
| | | | | ALU HC-NFE | 900–1,300 m/min |
| | Hard non-ferrous metals | Titanium/titanium alloys, hard aluminium alloys (high Si content) | Coarse stock removal | ALLROUND | 450–600 m/min |
| | | | | ALLROUND HC-FEP | 450–750 m/min |
| | | | | INOX | 250–450 m/min |
| | | | | INOX HC-STS | 250–600 m/min |
| | | Hard titanium alloys | Coarse stock removal | TITANIUM | 250–450 m/min |
| | | Bronze | Coarse stock removal | ALLROUND | 750–900 m/min |
| | | | | ALLROUND HC-FEP | 750–1,100 m/min |
| | | | | INOX | 900–1,100 m/min |
| | | | | INOX HC-STS | 900–1,300 m/min |
| | | | | ALU | 900–1,100 m/min |
| | | | | ALU HC-NFE | 900–1,300 m/min |
| | | | | NON-FERROUS | 600–900 m/min |
| | | | Fine stock removal | ALU | 900–1,100 m/min |
| | | | | ALU HC-NFE | 900–1,300 m/min |
| Cast iron | Grey cast iron, white cast iron | Cast iron with flake graphite EN-GJL (GG), with nodular graphite/nodular cast iron EN-GJS (GGG), white annealed cast iron EN-GJMW (GTW), black annealed cast iron EN-GJMB (GTS) | Coarse stock removal | ALLROUND | 450–900 m/min |
| | | | | ALLROUND HC-FEP | 450–1,100 m/min |
| | | | | CAST | 450–750 m/min |
| Plastics, other materials | Thermoplastics, Fibre-reinforced plastics (GRP/CRP) | | Coarse stock removal | NON-FERROUS | 600–1,100 m/min |
| | | | | ALU | |
| | | | | ALU HC-NFE | 600–1,300 m/min |
| | | | | PLAST | 450–900 m/min |
| | | | | FVK | |
| | | | Fine stock removal | ALU | 600–1,100 m/min |
| | | | | ALU HC-NFE | 600–1,300 m/min |
| | | | | FVKS | 450–900 m/min |

# TC burrs
## Cutting speeds – burrs for special applications

PFERD TOOLS



| ① Coarse stock removal | | | ② Used for | ③ Cut | ④ Cutting speed |
|---|---|---|---|---|---|
| Steel, cast steel | Steels up to 1,200 N/mm² (below 38 HRC) | Construction steels, carbon steels, tool steels, non-alloyed steels, case-hardened steels, cast steel, tempering steels | Coarse stock removal with impact load | TOUGH | 250–600 m/min |
| | | | | TOUGH-S | |
| | | | Work on edges | 3, 3 PLUS, SP | 450–600 m/min |
| | | | | 3 HC-FEP, 3 PLUS HC-FEP | 450–750 m/min |
| | | | | EDGE, HC-FEP | 600–900 m/min |
| | | | Fine stock removal | MICRO | 600–750 m/min |
| | | | | MICRO HC-FEP | 600–900 m/min |
| | Hardened, heat-treated steels over 1,200 N/mm² (over 38 HRC) | Tool steels, tempering steels, alloyed steels, cast steel | Coarse stock removal with impact load | TOUGH | 250–350 m/min |
| | | | | TOUGH-S | |
| | | | Work on edges | 3, 3 PLUS, SP | 250–350 m/min |
| | | | | 3 HC-FEP, 3 PLUS HC-FEP | 250–450 m/min |
| | | | | 5 | 350–450 m/min |
| | | | | 5 HC-FEP | 350–600 m/min |
| | | | | EDGE, HC-FEP | 600–750 m/min |
| | | | Fine stock removal | MICRO | 450–600 m/min |
| | | | | MICRO HC-FEP | 450–750 m/min |
| Stainless steel (INOX) | Rust and acid-resistant steels | Austenitic and ferritic stainless steels | Work on edges | 3, 3 PLUS, SP | 250–350 m/min |
| | | | | 3 HC-FEP, 3 PLUS HC-FEP | 250–450 m/min |
| | | | | 5 | 350–450 m/min |
| | | | | 5 HC-FEP | 350–600 m/min |
| | | | Fine stock removal | MICRO | 450–600 m/min |
| | | | | MICRO HC-FEP | 450–750 m/min |
| Non-ferrous metals | Soft non-ferrous metals | Soft aluminium alloys | Work on edges | EDGE ALU | 900–1,100 m/min |
| | | Brass, copper, zinc | Work on edges | 3, 3 PLUS, SP | 600–900 m/min |
| | | | | 3 HC-FEP, 3 PLUS HC-FEP | 600–1,100 m/min |
| | | | | EDGE ALU | 900–1,100 m/min |
| | | | | EDGE, HC-FEP | 600–900 m/min |
| | Hard non-ferrous metals | Bronze, hard aluminium alloys (high Si content) | Work on edges | 3, 3 PLUS | 250–450 m/min |
| | | | | 3 HC-FEP, 3 PLUS HC-FEP | 250–600 m/min |
| | | | | EDGE ALU | 900–1,100 m/min |
| | | | | EDGE, HC-FEP | 250–450 m/min |
| | | | Fine stock removal | MICRO | 450–600 m/min |
| | | | | MICRO HC-FEP | 450–750 m/min |
| | | Titanium/titanium alloys | Work on edges | SP | 250–450 m/min |
| | | | | EDGE, HC-FEP | |
| | | | Fine stock removal | MICRO | 450–600 m/min |
| | | | | MICRO HC-FEP | 450–750 m/min |
| | High-temperature-resistant materials | Nickel-based and cobalt-based alloys (engine and turbine construction) | Work on edges | 5 | 350–600 m/min |
| | | | | 5 HC-FEP | 350–750 m/min |
| | | | | EDGE, HC-FEP | 250–450 m/min |
| | | | Fine stock removal | MICRO | 450–600 m/min |
| | | | | MICRO HC-FEP | 450–750 m/min |
| Cast iron | Grey cast iron, white cast iron | Cast iron with flake graphite EN-GJL (GG), with nodular graphite/nodular cast iron EN-GJS (GGG), white annealed cast iron EN-GJMW (GTW), black annealed cast iron EN-GJMB (GTS) | Coarse stock removal with impact load | TOUGH | 250–600 m/min |
| | | | | TOUGH-S | |
| | | | Work on edges | 3, 3 PLUS, SP | 450–600 m/min |
| | | | | 3 HC-FEP, 3 PLUS HC-FEP | 450–750 m/min |
| | | | Fine stock removal | MICRO | 600–750 m/min |
| | | | | MICRO HC-FEP | 600–900 m/min |
| Plastics, other materials | Fibre-reinforced plastics (GRP/CRP), thermoplastics | | Work on edges | EDGE ALU | 750–1,100 m/min |

# TC burrs
## Rotational speeds



**Example:**
TC burr,
ALLROUND cut,
Burr dia. 12 mm.
Coarse stock removal on steels up to 1,200 N/mm².
Cutting speed: 450–750 m/min
**Rotational speed range:**
**12.000–20.000 RPM**

| ⑤ Burr dia. [mm] | ⑥ Cutting speeds [m/min] | | | | | | | |
|---|---|---|---|---|---|---|---|---|
| | 250 | 350 | 450 | 600 | 750 | 900 | 1,100 | 1,300 |
| | Rotational speeds [RPM] | | | | | | | |
| 1.5 | 53,000 | 74,000 | 95,000 | 127,000 | 159,000 | 191,000 | 233,000 | 275,000 |
| 2 | 40,000 | 56,000 | 72,000 | 95,000 | 119,000 | 143,000 | 175,000 | 206,000 |
| 3 | 27,000 | 37,000 | 48,000 | 64,000 | 80,000 | 95,000 | 117,000 | 138,000 |
| 4 | 20,000 | 28,000 | 36,000 | 48,000 | 60,000 | 72,000 | 88,000 | 104,000 |
| 5 | 16,000 | 22,000 | 29,000 | 40,000 | 48,000 | 57,000 | 70,000 | 83,000 |
| 6 | 13,000 | 19,000 | 24,000 | 32,000 | 40,000 | 48,000 | 59,000 | 70,000 |
| 8 | 10,000 | 14,000 | 18,000 | 24,000 | 30,000 | 36,000 | 44,000 | 52,000 |
| 10 | 8,000 | 11,000 | 14,000 | 19,000 | 24,000 | 29,000 | 35,000 | 41,000 |
| 12 | 7,000 | 9,000 | 12,000 | 16,000 | 20,000 | 24,000 | 30,000 | 34,000 |
| 13 | 6,000 | 8,000 | 11,000 | 15,000 | 19,000 | 23,000 | 27,000 | 32,000 |
| 14 | 5,500 | 7,500 | 10,500 | 14,500 | 18,500 | 22,500 | 26,500 | 31,500 |
| 16 | 5,000 | 7,000 | 9,000 | 12,000 | 15,000 | 18,000 | 22,000 | 26,000 |
| 20 | 4,000 | 6,000 | 7,000 | 10,000 | 12,000 | 14,000 | 17,000 | 20,000 |
| 25 | 3,000 | 4,000 | 6,000 | 8,000 | 10,000 | 11,000 | 13,000 | 16,000 |

## Tungsten carbide burrs with long shanks

Tungsten carbide burrs with long shanks are particularly well suited to working in hard-to-reach areas. PFERD TOOLS holds long-shank versions in stock for the respective product groups. Long-shank versions are available with the 3 PLUS, STEEL, Z5 and TOUGH cuts. All long shanks can be individually shortened. Tungsten carbide burrs with the designation GL 75 mm are made from solid carbide, which means they can only be shortened using diamond tools. Additional variants can be custom-made on request. In some applications, drive spindle extensions are an economic alternative to customized burrs with long shanks. For more information please see catalogue section 9.



**Safety notes:**

- Tungsten carbide burrs with a long steel shank SL should only be used with rigid clamping systems and drives. There is a risk that they may break off.
- When working with long shank lengths, it is crucial that the tool is in contact with the workpiece (or inserted in the bore or slot to be machined) before the drive system is turned on. As a rule, the tool must remain in contact with the workpiece for as long as the machine is running. Failure to observe this procedure may result in burr failure (bending) and hence an increased risk of accidents. If continuous contact between the tool and the workpiece is not guaranteed, the ⑧ maximum idling speeds stated in the table must not be exceeded.
- For safety reasons, the maximum application speeds ⑦ with contact with the workpiece require a reduction in the recommended rotational speed of tungsten carbide burrs with standard shanks. The reduced rotational speeds are stated in the table below.

To determine the recommended rotational speed range [RPM], please proceed as follows:
① Select the required burr diameter.
⑦ For the maximum application speed [RPM] with contact with the workpiece, please refer to the right-hand side of the table.

**Example:**
TC burr, SL 150 mm,
cut 3 PLUS,
burr dia. 12 mm.
Coarse stock removal on steels up to 1,200 N/mm².
**Maximum application speed with contact with the workpiece: 7,000 RPM**

| | ⑧ Maximum idling speed [RPM] without contact with the workpiece | | ⑦ Maximum application speed [RPM] with contact with the workpiece | |
|---|---|---|---|---|
| | Shank length [mm] | | | |
| ① Burr dia. [mm] | 75 | 150 | 75 | 150 |
| 3 | 10,000 | - | 31,000 | - |
| 6 | 6,000 | 8,000 | 15,000 | 15,000 |
| 8 | - | 6,000 | - | 11,000 |
| 10 | - | 4,000 | - | 9,000 |
| 12 | - | 3,000 | - | 7,000 |

# TC burrs for universal applications
## For fine and coarse stock removal



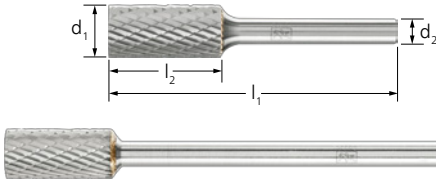


### Cylindrical shape ZYA without end cut

Cylindrical burrs according to DIN 8032 with cut conforming to DIN 8033 for general use on all materials. A good stock removal rate is achieved through optimum matching of tungsten carbide, geometry, cut and available coating.

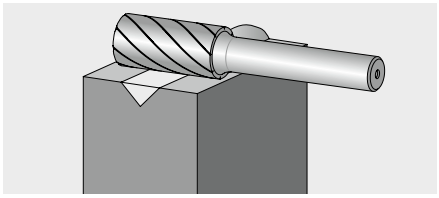

**Special features:**
- Long tool life and high surface quality.
- There is reduced wear on the tool drive due to impact-free work without chatter marks, thanks to the high concentricity.
- Also available with the high-quality HICOAT coating for a much higher stock removal rate.

| $d_1$ [mm] | $l_2$ [mm] | $d_2$ [mm] | $l_1$ [mm] | Cut | | Item no. | Designation |
|---|---|---|---|---|---|---|---|
| **Small tungsten carbide burrs** | | | | | | | |
| 2 | 10 | 3 | 40 | 3 PLUS | 1 | 21201183 | ZYA 0210/3 Z3 PLUS |
| | | | | 4 | 1 | 21201143 | ZYA 0210/3 Z4 |
| | | | | 5 | 1 | 21201153 | ZYA 0210/3 Z5 |
| 3 | 13 | 3 | 43 | 3 PLUS | 1 | 21201283 | ZYA 0313/3 Z3 PLUS |
| | | | | 3 PLUS HC-FEP | 1 | 21201284 | ZYA 0313/3 Z3 PLUS HC-FEP |
| | | | | 4 | 1 | 21201243 | ZYA 0313/3 Z4 |
| | | | | 5 | 1 | 21201253 | ZYA 0313/3 Z5 |
| | | | | 5 HC-FEP | 1 | 21201254 | ZYA 0313/3 Z5 HC-FEP |
| 6 | 7 | 3 | 37 | 3 PLUS | 1 | 21201383 | ZYA 0607/3 Z3 PLUS |
| | | | | 5 | 1 | 21201353 | ZYA 0607/3 Z5 |
| | 13 | 3 | 43 | 3 PLUS | 1 | 21201483 | ZYA 0613/3 Z3 PLUS |
| | | | | 3 PLUS HC-FEP | 1 | 21201484 | ZYA 0613/3 Z3 PLUS HC-FEP |
| | | | | 5 | 1 | 21201453 | ZYA 0613/3 Z5 |
| | | | | 5 HC-FEP | 1 | 21201454 | ZYA 0613/3 Z5 HC-FEP |
| **Tungsten carbide burrs** | | | | | | | |
| 4 | 13 | 6 | 55 | 3 PLUS | 1 | 21101526 | ZYA 0413/6 Z3 PLUS |
| | | | | 4 | 1 | 21101546 | ZYA 0413/6 Z4 |
| | | | | 5 | 1 | 21101556 | ZYA 0413/6 Z5 |
| 6 | 16 | 6 | 55 | 3 | 1 | 21101606 | ZYA 0616/6 Z3 |
| | | | | 3 HC-FEP | 1 | 21101607 | ZYA 0616/6 Z3 HC-FEP |
| | | | | 3 PLUS | 1 | 21101626 | ZYA 0616/6 Z3 PLUS |
| | | | | 3 PLUS HC-FEP | 1 | 21101624 | ZYA 0616/6 Z3 PLUS HC-FEP |
| | | | | 4 | 1 | 21101646 | ZYA 0616/6 Z4 |
| | | | | 5 | 1 | 21101656 | ZYA 0616/6 Z5 |
| | | | | 5 HC-FEP | 1 | 21101657 | ZYA 0616/6 Z5 HC-FEP |
| 8 | 20 | 6 | 60 | 3 | 1 | 21101706 | ZYA 0820/6 Z3 |
| | | | | 3 PLUS | 1 | 21101726 | ZYA 0820/6 Z3 PLUS |
| | | | | 4 | 1 | 21101746 | ZYA 0820/6 Z4 |
| | | | | 5 | 1 | 21101756 | ZYA 0820/6 Z5 |
| 10 | 13 | 6 | 53 | 3 PLUS | 1 | 21101826 | ZYA 1013/6 Z3 PLUS |
| | | | | 4 | 1 | 21101846 | ZYA 1013/6 Z4 |
| | | | | 5 | 1 | 21101856 | ZYA 1013/6 Z5 |
| | 20 | 6 | 60 | 1 | 1 | 21102116 | ZYA 1020/6 Z1 |
| | | | | 3 | 1 | 21102106 | ZYA 1020/6 Z3 |
| | | | | 3 HC-FEP | 1 | 21102107 | ZYA 1020/6 Z3 HC-FEP |
| | | | | 3 PLUS | 1 | 21102126 | ZYA 1020/6 Z3 PLUS |
| | | | | 3 PLUS HC-FEP | 1 | 21102124 | ZYA 1020/6 Z3 PLUS HC-FEP |
| | | | | 4 | 1 | 21102146 | ZYA 1020/6 Z4 |
| | | | | 5 | 1 | 21102156 | ZYA 1020/6 Z5 |
| | | | | 5 HC-FEP | 1 | 21102157 | ZYA 1020/6 Z5 HC-FEP |

*Continued on next page*

# TC burrs for universal applications
## For fine and coarse stock removal

PFERD TOOLS



| $d_1$ [mm] | $l_2$ [mm] | $d_2$ [mm] | $l_1$ [mm] | Cut | | Item no. | Designation |
|---|---|---|---|---|---|---|---|
| 10 | 25 | 6 | 65 | 3 PLUS | 1 | 21102226 | ZYA 1025/6 Z3 PLUS |
| 12 | 25 | 6 | 65 | 1 | 1 | 21101916 | ZYA 1225/6 Z1 |
| | | | | 3 | 1 | 21101906 | ZYA 1225/6 Z3 |
| | | | | 3 HC-FEP | 1 | 21101907 | ZYA 1225/6 Z3 HC-FEP |
| | | | | 3 PLUS | 1 | 21101926 | ZYA 1225/6 Z3 PLUS |
| | | | | 3 PLUS HC-FEP | 1 | 21101924 | ZYA 1225/6 Z3 PLUS HC-FEP |
| | | | | 4 | 1 | 21101946 | ZYA 1225/6 Z4 |
| | | | | 5 | 1 | 21101956 | ZYA 1225/6 Z5 |
| | | | | 5 HC-FEP | 1 | 21101957 | ZYA 1225/6 Z5 HC-FEP |
| | | 8 | 65 | 3 PLUS | 1 | 21101928 | ZYA 1225/8 Z3 PLUS |
| 16 | 25 | 6 | 65 | 3 | 1 | 21102006 | ZYA 1625/6 Z3 |
| | | | | 3 PLUS | 1 | 21102026 | ZYA 1625/6 Z3 PLUS |
| | | | | 4 | 1 | 21102046 | ZYA 1625/6 Z4 |
| | | 8 | 65 | 3 PLUS | 1 | 21102028 | ZYA 1625/8 Z3 PLUS |
| **Small tungsten carbide burrs with long shank, shank length SL (long steel shank)/total length GL (solid carbide)** | | | | | | | |
| 3 | 13 | 3 | 75 | 3 PLUS | 1 | 21201287 | ZYA 0313/3 Z3 PLUS GL 75 |
| | | | | 5 | 1 | *21201257* | ZYA 0313/3 Z5 GL 75 |
| **Tungsten carbide burrs with long shanks, shank length SL (long steel shank)** | | | | | | | |
| 6 | 16 | 6 | 172 | 3 PLUS | 1 | 21101627 | ZYA 0616/6 Z3 PLUS SL 150 |
| 8 | 20 | 6 | 170 | 3 PLUS | 1 | 21101727 | ZYA 0820/6 Z3 PLUS SL 150 |
| 12 | 25 | 6 | 175 | 3 PLUS | 1 | 21101927 | ZYA 1225/6 Z3 PLUS SL 150 |

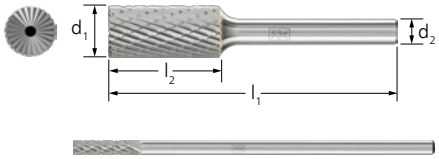


## Cylindrical shape ZYAS with end cut

Cylindrical burr according to DIN 8032 with circumferential and end cut conforming to DIN 8033 for general use on all materials. A good stock removal rate is achieved through optimum matching of tungsten carbide, geometry, cut and available coating.

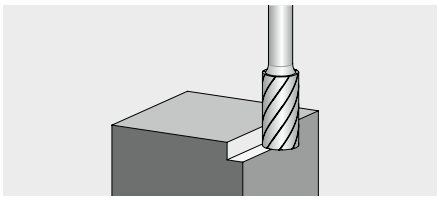

**Special features:**
- Long tool life and high surface quality.
- There is reduced wear on the tool drive due to impact-free work without chatter marks, thanks to the high concentricity.
- Also available with the high-quality HICOAT coating for a much higher stock removal rate.

| $d_1$ [mm] | $l_2$ [mm] | $d_2$ [mm] | $l_1$ [mm] | Cut | | Item no. | Designation |
|---|---|---|---|---|---|---|---|
| **Small tungsten carbide burrs** | | | | | | | |
| 2 | 10 | 3 | 40 | 3 PLUS | 1 | 21200183 | ZYAS 0210/3 Z3 PLUS |
| | | | | 4 | 1 | 21200143 | ZYAS 0210/3 Z4 |
| | | | | 5 | 1 | 21200153 | ZYAS 0210/3 Z5 |
| 3 | 13 | 3 | 43 | 3 PLUS | 1 | 21200283 | ZYAS 0313/3 Z3 PLUS |
| | | | | 3 PLUS HC-FEP | 1 | 21200285 | ZYAS 0313/3 Z3 PLUS HC-FEP |
| | | | | 4 | 1 | 21200243 | ZYAS 0313/3 Z4 |
| | | | | 5 | 1 | 21200253 | ZYAS 0313/3 Z5 |
| | | | | 5 HC-FEP | 1 | 21200254 | ZYAS 0313/3 Z5 HC-FEP |
| 6 | 7 | 3 | 37 | 3 PLUS | 1 | 21200383 | ZYAS 0607/3 Z3 PLUS |
| | | | | 3 PLUS HC-FEP | 1 | 21200384 | ZYAS 0607/3 Z3 PLUS HC-FEP |
| | | | | 5 | 1 | 21200353 | ZYAS 0607/3 Z5 |
| | 13 | 3 | 43 | 3 PLUS | 1 | 21200483 | ZYAS 0613/3 Z3 PLUS |
| | | | | 3 PLUS HC-FEP | 1 | 21200485 | ZYAS 0613/3 Z3 PLUS HC-FEP |
| | | | | 4 | 1 | 21200443 | ZYAS 0613/3 Z4 |
| | | | | 5 | 1 | 21200453 | ZYAS 0613/3 Z5 |

*Continued on next page*



*Discontinued product*

# TC burrs for universal applications
## For fine and coarse stock removal



| $d_1$ [mm] | $l_2$ [mm] | $d_2$ [mm] | $l_1$ [mm] | Cut | | Item no. | Designation |
|---|---|---|---|---|---|---|---|
| 6 | 13 | 3 | 43 | 5 HC-FEP | 1 | 21200454 | ZYAS 0613/3 Z5 HC-FEP |
| **Tungsten carbide burrs** | | | | | | | |
| 4 | 13 | 6 | 55 | 3 PLUS | 1 | 21100126 | ZYAS 0413/6 Z3 PLUS |
| | | | | 4 | 1 | *21100146* | ZYAS 0413/6 Z4 |
| | | | | 5 | 1 | 21100156 | ZYAS 0413/6 Z5 |
| 6 | 16 | 6 | 55 | 3 | 1 | 21100206 | ZYAS 0616/6 Z3 |
| | | | | 3 HC-FEP | 1 | 21100207 | ZYAS 0616/6 Z3 HC-FEP |
| | | | | 3 PLUS | 1 | 21100226 | ZYAS 0616/6 Z3 PLUS |
| | | | | 4 | 1 | 21100246 | ZYAS 0616/6 Z4 |
| | | | | 5 | 1 | 21100256 | ZYAS 0616/6 Z5 |
| | | | | 5 HC-FEP | 1 | 21100257 | ZYAS 0616/6 Z5 HC-FEP |
| 8 | 20 | 6 | 60 | 3 | 1 | 21100306 | ZYAS 0820/6 Z3 |
| | | | | 3 PLUS | 1 | 21100326 | ZYAS 0820/6 Z3 PLUS |
| | | | | 4 | 1 | 21100346 | ZYAS 0820/6 Z4 |
| | | | | 5 | 1 | 21100356 | ZYAS 0820/6 Z5 |
| 10 | 13 | 6 | 53 | 3 PLUS | 1 | 21100426 | ZYAS 1013/6 Z3 PLUS |
| | 20 | 6 | 60 | 3 | 1 | 21100706 | ZYAS 1020/6 Z3 |
| | | | | 3 HC-FEP | 1 | 21100707 | ZYAS 1020/6 Z3 HC-FEP |
| | | | | 3 PLUS | 1 | 21100726 | ZYAS 1020/6 Z3 PLUS |
| | | | | 4 | 1 | 21100746 | ZYAS 1020/6 Z4 |
| | | | | 5 | 1 | 21100756 | ZYAS 1020/6 Z5 |
| | | | | 5 HC-FEP | 1 | 21100757 | ZYAS 1020/6 Z5 HC-FEP |
| | 25 | 6 | 65 | 3 PLUS | 1 | 21100826 | ZYAS 1025/6 Z3 PLUS |
| | | | | 4 | 1 | *21100846* | ZYAS 1025/6 Z4 |
| 12 | 25 | 6 | 65 | 3 | 1 | 21100506 | ZYAS 1225/6 Z3 |
| | | | | 3 HC-FEP | 1 | 21100507 | ZYAS 1225/6 Z3 HC-FEP |
| | | | | 3 PLUS | 1 | 21100526 | ZYAS 1225/6 Z3 PLUS |
| | | | | 4 | 1 | 21100546 | ZYAS 1225/6 Z4 |
| | | | | 5 | 1 | 21100556 | ZYAS 1225/6 Z5 |
| | | | | 5 HC-FEP | 1 | 21100557 | ZYAS 1225/6 Z5 HC-FEP |
| | | 8 | 65 | 3 PLUS | 1 | 21100528 | ZYAS 1225/8 Z3 PLUS |
| 16 | 25 | 6 | 65 | 3 | 1 | 21100606 | ZYAS 1625/6 Z3 |
| | | | | 3 PLUS | 1 | 21100626 | ZYAS 1625/6 Z3 PLUS |
| | | | | 4 | 1 | 21100646 | ZYAS 1625/6 Z4 |
| | | | | 5 | 1 | 21100656 | ZYAS 1625/6 Z5 |
| **Small tungsten carbide burrs with long shank, total length GL (solid carbide)** | | | | | | | |
| 3 | 13 | 3 | 75 | 3 PLUS | 1 | 21200287 | ZYAS 0313/3 Z3 PLUS GL 75 |

*Discontinued product*

# TC burrs for universal applications
## For fine and coarse stock removal

PFERD TOOLS



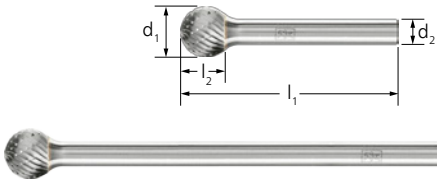


### Ball shape KUD

Ball-shaped burr according to DIN 8032 with cut conforming to DIN 8033 for general use on all materials. A good stock removal rate is achieved through optimum matching of tungsten carbide, geometry, cut and available coating.

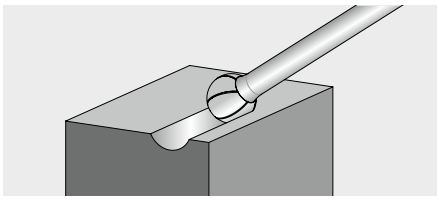

**Special features:**
- Long tool life and high surface quality.
- There is reduced wear on the tool drive due to impact-free work without chatter marks, thanks to the high concentricity.
- Also available with the high-quality HICOAT coating for a much higher stock removal rate.

| $d_1$ [mm] | $l_2$ [mm] | $d_2$ [mm] | $l_1$ [mm] | Cut | | Item no. | Designation |
|---|---|---|---|---|---|---|---|
| **Small tungsten carbide burrs** | | | | | | | |
| 1.5 | 1 | 3 | 33 | 3 PLUS | 1 | 21211013 | KUD 01,51/3 Z3 PLUS |
| | | | | 5 | 1 | 21211015 | KUD 01,51/3 Z5 |
| 2 | 1.5 | 3 | 33 | 3 PLUS | 1 | 21211023 | KUD 021,5/3 Z3 PLUS |
| | | | | 5 | 1 | 21211025 | KUD 021,5/3 Z5 |
| 3 | 2 | 3 | 33 | 3 PLUS | 1 | 21211083 | KUD 0302/3 Z3 PLUS |
| | | | | 3 PLUS HC-FEP | 1 | 21211085 | KUD 0302/3 Z3 PLUS HC-FEP |
| | | | | 4 | 1 | 21211043 | KUD 0302/3 Z4 |
| | | | | 5 | 1 | 21211053 | KUD 0302/3 Z5 |
| | | | | 5 HC-FEP | 1 | 21211054 | KUD 0302/3 Z5 HC-FEP |
| 4 | 3 | 3 | 34 | 3 PLUS | 1 | 21212583 | KUD 0403/3 Z3 PLUS |
| | | | | 3 PLUS HC-FEP | 1 | 21212585 | KUD 0403/3 Z3 PLUS HC-FEP |
| | | | | 4 | 1 | 21212543 | KUD 0403/3 Z4 |
| | | | | 5 | 1 | 21212553 | KUD 0403/3 Z5 |
| | | | | 5 HC-FEP | 1 | 21212554 | KUD 0403/3 Z5 HC-FEP |
| 6 | 5 | 3 | 35 | 3 PLUS | 1 | 21213083 | KUD 0605/3 Z3 PLUS |
| | | | | 3 PLUS HC-FEP | 1 | 21213085 | KUD 0605/3 Z3 PLUS HC-FEP |
| | | | | 4 | 1 | 21213043 | KUD 0605/3 Z4 |
| | | | | 5 | 1 | 21213053 | KUD 0605/3 Z5 |
| | | | | 5 HC-FEP | 1 | 21213054 | KUD 0605/3 Z5 HC-FEP |
| **Tungsten carbide burrs** | | | | | | | |
| 4 | 3 | 6 | 45 | 3 PLUS | 1 | 21112026 | KUD 0403/6 Z3 PLUS |
| | | | | 5 | 1 | 21112056 | KUD 0403/6 Z5 |
| 6 | 5 | 6 | 45 | 3 | 1 | 21112536 | KUD 0605/6 Z3 |
| | | | | 3 HC-FEP | 1 | 21112537 | KUD 0605/6 Z3 HC-FEP |
| | | | | 3 PLUS | 1 | 21112526 | KUD 0605/6 Z3 PLUS |
| | | | | 3 PLUS HC-FEP | 1 | 21112524 | KUD 0605/6 Z3 PLUS HC-FEP |
| | | | | 4 | 1 | 21112546 | KUD 0605/6 Z4 |
| | | | | 5 | 1 | 21112556 | KUD 0605/6 Z5 |
| | | | | 5 HC-FEP | 1 | 21112557 | KUD 0605/6 Z5 HC-FEP |
| 8 | 7 | 6 | 47 | 1 | 1 | *21112616* | KUD 0807/6 Z1 |
| | | | | 3 | 1 | 21112636 | KUD 0807/6 Z3 |
| | | | | 3 PLUS | 1 | 21112626 | KUD 0807/6 Z3 PLUS |
| | | | | 4 | 1 | 21112646 | KUD 0807/6 Z4 |
| | | | | 5 | 1 | 21112656 | KUD 0807/6 Z5 |
| 10 | 9 | 6 | 49 | 1 | 1 | 21112716 | KUD 1009/6 Z1 |
| | | | | 3 | 1 | 21112706 | KUD 1009/6 Z3 |
| | | | | 3 HC-FEP | 1 | 21112707 | KUD 1009/6 Z3 HC-FEP |
| | | | | 3 PLUS | 1 | 21112726 | KUD 1009/6 Z3 PLUS |
| | | | | 3 PLUS HC-FEP | 1 | 21112724 | KUD 1009/6 Z3 PLUS HC-FEP |
| | | | | 4 | 1 | 21112746 | KUD 1009/6 Z4 |

*Continued on next page*



*Discontinued product*

| $d_1$ [mm] | $l_2$ [mm] | $d_2$ [mm] | $l_1$ [mm] | Cut | | Item no. | Designation |
|---|---|---|---|---|---|---|---|
| 10 | 9 | 6 | 49 | 5 | 1 | 21112756 | KUD 1009/6 Z5 |
| | | | | 5 HC-FEP | 1 | 21112757 | KUD 1009/6 Z5 HC-FEP |
| 12 | 10 | 6 | 51 | 3 | 1 | 21112806 | KUD 1210/6 Z3 |
| | | | | 3 HC-FEP | 1 | 21112807 | KUD 1210/6 Z3 HC-FEP |
| | | | | 3 PLUS | 1 | 21112826 | KUD 1210/6 Z3 PLUS |
| | | | | 3 PLUS HC-FEP | 1 | 21112824 | KUD 1210/6 Z3 PLUS HC-FEP |
| | | | | 4 | 1 | 21112846 | KUD 1210/6 Z4 |
| | | | | 5 | 1 | 21112856 | KUD 1210/6 Z5 |
| | | | | 5 HC-FEP | 1 | 21112857 | KUD 1210/6 Z5 HC-FEP |
| | | 8 | 51 | 3 PLUS | 1 | 21112828 | KUD 1210/8 Z3 PLUS |
| 16 | 14 | 6 | 54 | 1 | 1 | 21112916 | KUD 1614/6 Z1 |
| | | | | 3 HC-FEP | 1 | 21112907 | KUD 1614/6 Z3 HC-FEP |
| | | | | 3 PLUS | 1 | 21112926 | KUD 1614/6 Z3 PLUS |
| | | | | 4 | 1 | 21112946 | KUD 1614/6 Z4 |
| | | | | 5 | 1 | 21112956 | KUD 1614/6 Z5 |
| | | | | 5 HC-FEP | 1 | 21112957 | KUD 1614/6 Z5 HC-FEP |
| | | 8 | 54 | 3 PLUS | 1 | *21112928* | KUD 1614/8 Z3 PLUS |
| 20 | 18 | 6 | 58 | 3 | 1 | 21113006 | KUD 2018/6 Z3 |
| | | | | 3 PLUS | 1 | 21113026 | KUD 2018/6 Z3 PLUS |
| | | 8 | 58 | 3 PLUS | 1 | 21113028 | KUD 2018/8 Z3 PLUS |
| **Small tungsten carbide burrs with long shank, shank length SL (long steel shank)/total length GL (solid carbide)** | | | | | | | |
| 3 | 2 | 3 | 75 | 3 PLUS | 1 | 21211087 | KUD 0302/3 Z3 PLUS GL 75 |
| 6 | 5 | 3 | 80 | 3 PLUS | 1 | 21213087 | KUD 0605/3 Z3 PLUS SL 75 |
| | | | | 5 | 1 | 21213057 | KUD 0605/3 Z5 SL 75 |
| **Tungsten carbide burrs with long shanks, shank length SL (long steel shank)** | | | | | | | |
| 6 | 5 | 6 | 155 | 3 PLUS | 1 | 21112527 | KUD 0605/6 Z3 PLUS SL 150 |
| 8 | 7 | 6 | 157 | 3 PLUS | 1 | 21112627 | KUD 0807/6 Z3 PLUS SL 150 |
| 10 | 9 | 6 | 159 | 3 PLUS | 1 | 21112727 | KUD 1009/6 Z3 PLUS SL 150 |
| 12 | 10 | 6 | 160 | 3 PLUS | 1 | 21112827 | KUD 1210/6 Z3 PLUS SL 150 |

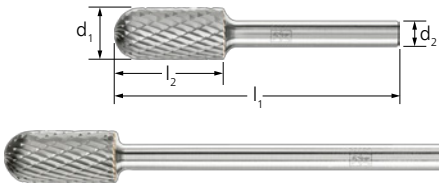


## Cylindrical shape with radius end WRC

Cylindrical burr with radius end according to DIN 8032 with cut conforming to DIN 8033 for general use on all materials. A good stock removal rate is achieved through optimum matching of tungsten carbide, geometry, cut and available coating.

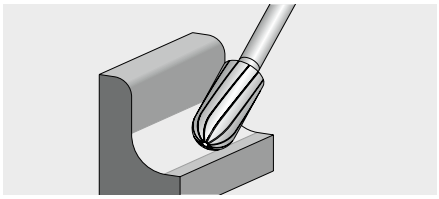

**Special features:**
- Long tool life and high surface quality.
- There is reduced wear on the tool drive due to impact-free work without chatter marks, thanks to the high concentricity.
- Also available with the high-quality HICOAT coating for a much higher stock removal rate.

| $d_1$ [mm] | $l_2$ [mm] | $d_2$ [mm] | $l_1$ [mm] | Cut | | Item no. | Designation |
|---|---|---|---|---|---|---|---|
| **Small tungsten carbide burrs** | | | | | | | |
| 2 | 10 | 3 | 40 | 3 PLUS | 1 | 21205083 | WRC 0210/3 Z3 PLUS |
| | | | | 4 | 1 | 21205043 | WRC 0210/3 Z4 |
| | | | | 5 | 1 | 21205053 | WRC 0210/3 Z5 |
| 3 | 13 | 3 | 43 | 3 PLUS | 1 | 21205183 | WRC 0313/3 Z3 PLUS |
| | | | | 3 PLUS HC-FEP | 1 | 21205185 | WRC 0313/3 Z3 PLUS HC-FEP |
| | | | | 4 | 1 | 21205143 | WRC 0313/3 Z4 |
| | | | | 5 | 1 | 21205153 | WRC 0313/3 Z5 |

*Continued on next page*

# TC burrs for universal applications
## For fine and coarse stock removal

PFERD TOOLS



| $d_1$ [mm] | $l_2$ [mm] | $d_2$ [mm] | $l_1$ [mm] | Cut | | Item no. | Designation |
|---|---|---|---|---|---|---|---|
| 3 | 13 | 3 | 43 | 5 HC-FEP | 1 | 21205154 | WRC 0313/3 Z5 HC-FEP |
| 6 | 13 | 3 | 43 | 3 PLUS | 1 | 21205283 | WRC 0613/3 Z3 PLUS |
| | | | | 3 PLUS HC-FEP | 1 | 21205285 | WRC 0613/3 Z3 PLUS HC-FEP |
| | | | | 4 | 1 | 21205243 | WRC 0613/3 Z4 |
| | | | | 5 | 1 | 21205253 | WRC 0613/3 Z5 |
| | | | | 5 HC-FEP | 1 | 21205254 | WRC 0613/3 Z5 HC-FEP |
| **Tungsten carbide burrs** | | | | | | | |
| 4 | 13 | 6 | 55 | 3 PLUS | 1 | 21104926 | WRC 0413/6 Z3 PLUS |
| | | | | 4 | 1 | 21104946 | WRC 0413/6 Z4 |
| 6 | 16 | 6 | 55 | 1 | 1 | 21105016 | WRC 0616/6 Z1 |
| | | | | 3 | 1 | 21105006 | WRC 0616/6 Z3 |
| | | | | 3 HC-FEP | 1 | 21105007 | WRC 0616/6 Z3 HC-FEP |
| | | | | 3 PLUS | 1 | 21105026 | WRC 0616/6 Z3 PLUS |
| | | | | 3 PLUS HC-FEP | 1 | 21105024 | WRC 0616/6 Z3 PLUS HC-FEP |
| | | | | 4 | 1 | 21105046 | WRC 0616/6 Z4 |
| | | | | 5 | 1 | 21105056 | WRC 0616/6 Z5 |
| | | | | 5 HC-FEP | 1 | 21105057 | WRC 0616/6 Z5 HC-FEP |
| 8 | 20 | 6 | 60 | 3 | 1 | 21105106 | WRC 0820/6 Z3 |
| | | | | 3 PLUS | 1 | 21105126 | WRC 0820/6 Z3 PLUS |
| | | | | 4 | 1 | 21105146 | WRC 0820/6 Z4 |
| | | | | 5 | 1 | 21105156 | WRC 0820/6 Z5 |
| 10 | 20 | 6 | 60 | 1 | 1 | 21105216 | WRC 1020/6 Z1 |
| | | | | 3 | 1 | 21105206 | WRC 1020/6 Z3 |
| | | | | 3 HC-FEP | 1 | 21105207 | WRC 1020/6 Z3 HC-FEP |
| | | | | 3 PLUS | 1 | 21105226 | WRC 1020/6 Z3 PLUS |
| | | | | 3 PLUS HC-FEP | 1 | 21105224 | WRC 1020/6 Z3 PLUS HC-FEP |
| | | | | 4 | 1 | 21105246 | WRC 1020/6 Z4 |
| | | | | 5 | 1 | 21105256 | WRC 1020/6 Z5 |
| | | | | 5 HC-FEP | 1 | 21105257 | WRC 1020/6 Z5 HC-FEP |
| | | 8 | 60 | 3 PLUS | 1 | 21105228 | WRC 1020/8 Z3 PLUS |
| | 25 | 6 | 65 | 3 | 1 | *21105506* | WRC 1025/6 Z3 |
| | | | | 3 PLUS | 1 | 21105526 | WRC 1025/6 Z3 PLUS |
| | | | | 4 | 1 | 21105546 | WRC 1025/6 Z4 |
| 12 | 25 | 6 | 65 | 1 | 1 | 21105316 | WRC 1225/6 Z1 |
| | | | | 3 | 1 | 21105306 | WRC 1225/6 Z3 |
| | | | | 3 HC-FEP | 1 | 21105307 | WRC 1225/6 Z3 HC-FEP |
| | | | | 3 PLUS | 1 | 21105326 | WRC 1225/6 Z3 PLUS |
| | | | | 3 PLUS HC-FEP | 1 | 21105324 | WRC 1225/6 Z3 PLUS HC-FEP |
| | | | | 4 | 1 | 21105346 | WRC 1225/6 Z4 |
| | | | | 5 | 1 | 21105356 | WRC 1225/6 Z5 |
| | | | | 5 HC-FEP | 1 | 21105357 | WRC 1225/6 Z5 HC-FEP |
| | | 8 | 65 | 3 PLUS | 1 | 21105328 | WRC 1225/8 Z3 PLUS |
| 16 | 25 | 6 | 65 | 1 | 1 | *21105416* | WRC 1625/6 Z1 |
| | | | | 3 | 1 | 21105406 | WRC 1625/6 Z3 |
| | | | | 3 PLUS | 1 | 21105426 | WRC 1625/6 Z3 PLUS |
| | | | | 4 | 1 | 21105446 | WRC 1625/6 Z4 |
| | | 8 | 65 | 3 PLUS | 1 | 21105428 | WRC 1625/8 Z3 PLUS |
| **Small tungsten carbide burrs with long shank, shank length SL (long steel shank)/total length GL (solid carbide)** | | | | | | | |
| 3 | 13 | 3 | 75 | 3 PLUS | 1 | 21205187 | WRC 0313/3 Z3 PLUS GL 75 |
| | | | | 5 | 1 | 21205157 | WRC 0313/3 Z5 GL 75 |
| 6 | 13 | 3 | 88 | 3 PLUS | 1 | 21205287 | WRC 0613/3 Z3 PLUS SL 75 |
| | | | | 5 | 1 | 21205257 | WRC 0613/3 Z5 SL 75 |

*Continued on next page*

# TC burrs for universal applications
## For fine and coarse stock removal

PFERD TOOLS



| $d_1$ [mm] | $l_2$ [mm] | $d_2$ [mm] | $l_1$ [mm] | Cut | | Item no. | Designation |
|---|---|---|---|---|---|---|---|
| **Tungsten carbide burrs with long shanks, shank length SL (long steel shank)** | | | | | | | |
| 6 | 16 | 6 | 172 | 3 PLUS | 1 | 21105027 | WRC 0616/6 Z3 PLUS SL 150 |
| 8 | 20 | 6 | 170 | 3 PLUS | 1 | 21105127 | WRC 0820/6 Z3 PLUS SL 150 |
| 10 | 20 | 6 | 170 | 3 PLUS | 1 | 21105227 | WRC 1020/6 Z3 PLUS SL 150 |
| 12 | 25 | 6 | 175 | 3 PLUS | 1 | 21105327 | WRC 1225/6 Z3 PLUS SL 150 |

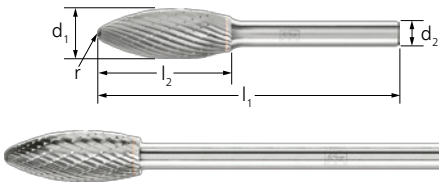


## Flame-shaped B

Flame-shaped burr according to ISO 7755/8 with cut conforming to DIN 8033 for general use on all materials. A good stock removal rate is achieved through optimum matching of tungsten carbide, geometry, cut and available coating.

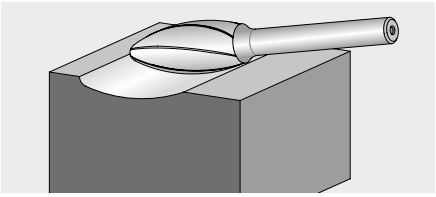

**Special features:**
- Long tool life and high surface quality.
- There is reduced wear on the tool drive due to impact-free work without chatter marks, thanks to the high concentricity.
- Also available with the high-quality HICOAT coating for a much higher stock removal rate.

| $d_1$ [mm] | $l_2$ [mm] | $d_2$ [mm] | $l_1$ [mm] | r [mm] | Cut | | Item no. | Designation |
|---|---|---|---|---|---|---|---|---|
| **Small tungsten carbide burrs** | | | | | | | | |
| 3 | 7 | 3 | 37 | 0.8 | 3 PLUS | 1 | 21202533 | B 0307/3 Z3 PLUS |
| | | | | | 3 PLUS HC-FEP | 1 | 21202534 | B 0307/3 Z3 PLUS HC-FEP |
| | | | | | 5 | 1 | 21202553 | B 0307/3 Z5 |
| | | | | | 5 HC-FEP | 1 | 21202554 | B 0307/3 Z5 HC-FEP |
| 6 | 13 | 3 | 43 | 1 | 3 PLUS | 1 | 21203633 | B 0613/3 Z3 PLUS |
| | | | | | 3 PLUS HC-FEP | 1 | 21203634 | B 0613/3 Z3 PLUS HC-FEP |
| | | | | | 5 | 1 | 21203653 | B 0613/3 Z5 |
| | | | | | 5 HC-FEP | 1 | 21203654 | B 0613/3 Z5 HC-FEP |
| **Tungsten carbide burrs** | | | | | | | | |
| 8 | 20 | 6 | 60 | 1.5 | 3 | 1 | 21103106 | B 0820/6 Z3 |
| | | | | | 3 PLUS | 1 | 21103126 | B 0820/6 Z3 PLUS |
| 10 | 25 | 6 | 65 | 1.7 | 3 PLUS | 1 | 21103226 | B 1025/6 Z3 PLUS |
| | | | | | 3 PLUS HC-FEP | 1 | 21103224 | B 1025/6 Z3 PLUS HC-FEP |
| 12 | 30 | 6 | 70 | 2.1 | 3 | 1 | 21103306 | B 1230/6 Z3 |
| | | | | | 3 HC-FEP | 1 | 21103307 | B 1230/6 Z3 HC-FEP |
| | | | | | 3 PLUS | 1 | 21103326 | B 1230/6 Z3 PLUS |
| | | | | | 3 PLUS HC-FEP | 1 | 21103324 | B 1230/6 Z3 PLUS HC-FEP |
| 16 | 35 | 6 | 75 | 2.6 | 3 PLUS | 1 | 21103426 | B 1635/6 Z3 PLUS |
| **Tungsten carbide burrs with long shanks, shank length SL (long steel shank)** | | | | | | | | |
| 8 | 20 | 6 | 170 | 1.5 | 3 PLUS | 1 | 21103127 | B 0820/6 Z3 PLUS SL 150 |
| 10 | 25 | 6 | 175 | 1.7 | 3 PLUS | 1 | 21103287 | B 1025/6 Z3 PLUS SL 150 |
| 12 | 30 | 6 | 180 | 2.1 | 3 PLUS | 1 | 21103327 | B 1230/6 Z3 PLUS SL 150 |

# TC burrs for universal applications
## For fine and coarse stock removal

PFERD TOOLS



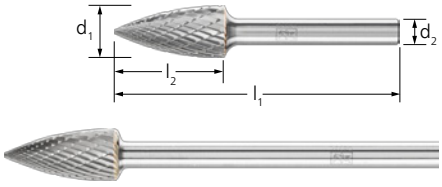


### Pointed tree shape SPG

Pointed tree-shaped burr according to DIN 8032 with cut conforming to DIN 8033 and flattened tip for general use on all materials. A good stock removal rate is achieved through optimum matching of tungsten carbide, geometry, cut and available coating.

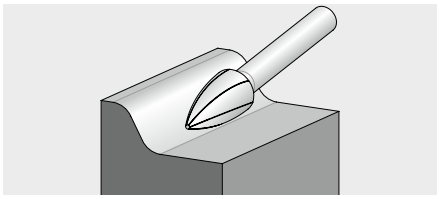

**Special features:**
- Long tool life and high surface quality.
- There is reduced wear on the tool drive due to impact-free work without chatter marks, thanks to the high concentricity.
- Also available with the high-quality HICOAT coating for a much higher stock removal rate.

| $d_1$ [mm] | $l_2$ [mm] | $d_2$ [mm] | $l_1$ [mm] | Cut | | Item no. | Designation |
|---|---|---|---|---|---|---|---|
| **Small tungsten carbide burrs** | | | | | | | |
| 3 | 7 | 3 | 37 | 3 PLUS | 1 | 21222583 | SPG 0307/3 Z3 PLUS |
| | | | | 3 PLUS HC-FEP | 1 | 21222585 | SPG 0307/3 Z3 PLUS HC-FEP |
| | | | | 5 | 1 | 21222553 | SPG 0307/3 Z5 |
| | | | | 5 HC-FEP | 1 | 21222554 | SPG 0307/3 Z5 HC-FEP |
| | 13 | 3 | 43 | 3 PLUS | 1 | 21222683 | SPG 0313/3 Z3 PLUS |
| | | | | 3 PLUS HC-FEP | 1 | 21222685 | SPG 0313/3 Z3 PLUS HC-FEP |
| | | | | 4 | 1 | 21222643 | SPG 0313/3 Z4 |
| | | | | 5 | 1 | 21222653 | SPG 0313/3 Z5 |
| | | | | 5 HC-FEP | 1 | 21222654 | SPG 0313/3 Z5 HC-FEP |
| 6 | 13 | 3 | 43 | 3 PLUS | 1 | 21222783 | SPG 0613/3 Z3 PLUS |
| | | | | 3 PLUS HC-FEP | 1 | 21222785 | SPG 0613/3 Z3 PLUS HC-FEP |
| | | | | 4 | 1 | 21222743 | SPG 0613/3 Z4 |
| | | | | 5 | 1 | 21222753 | SPG 0613/3 Z5 |
| | | | | 5 HC-FEP | 1 | 21222754 | SPG 0613/3 Z5 HC-FEP |
| **Tungsten carbide burrs** | | | | | | | |
| 6 | 18 | 6 | 55 | 1 | 1 | *21122516* | SPG 0618/6 Z1 |
| | | | | 3 | 1 | 21122506 | SPG 0618/6 Z3 |
| | | | | 3 HC-FEP | 1 | 21122507 | SPG 0618/6 Z3 HC-FEP |
| | | | | 3 PLUS | 1 | 21122526 | SPG 0618/6 Z3 PLUS |
| | | | | 3 PLUS HC-FEP | 1 | 21122524 | SPG 0618/6 Z3 PLUS HC-FEP |
| | | | | 4 | 1 | 21122546 | SPG 0618/6 Z4 |
| | | | | 5 | 1 | 21122556 | SPG 0618/6 Z5 |
| | | | | 5 HC-FEP | 1 | 21122557 | SPG 0618/6 Z5 HC-FEP |
| 8 | 20 | 6 | 60 | 3 PLUS | 1 | 21122589 | SPG 0820/6 Z3 PLUS |
| | | | | 5 | 1 | 21122595 | SPG 0820/6 Z5 |
| 10 | 20 | 6 | 60 | 1 | 1 | 21122616 | SPG 1020/6 Z1 |
| | | | | 3 | 1 | 21122606 | SPG 1020/6 Z3 |
| | | | | 3 HC-FEP | 1 | 21122607 | SPG 1020/6 Z3 HC-FEP |
| | | | | 3 PLUS | 1 | 21122626 | SPG 1020/6 Z3 PLUS |
| | | | | 3 PLUS HC-FEP | 1 | 21122624 | SPG 1020/6 Z3 PLUS HC-FEP |
| | | | | 4 | 1 | 21122646 | SPG 1020/6 Z4 |
| | | | | 5 | 1 | 21122656 | SPG 1020/6 Z5 |
| | | | | 5 HC-FEP | 1 | 21122657 | SPG 1020/6 Z5 HC-FEP |
| | | 8 | 60 | 3 PLUS | 1 | 21122628 | SPG 1020/8 Z3 PLUS |
| 12 | 25 | 6 | 65 | 1 | 1 | 21122716 | SPG 1225/6 Z1 |
| | | | | 3 | 1 | 21122706 | SPG 1225/6 Z3 |
| | | | | 3 HC-FEP | 1 | 21122707 | SPG 1225/6 Z3 HC-FEP |
| | | | | 3 PLUS | 1 | 21122726 | SPG 1225/6 Z3 PLUS |
| | | | | 3 PLUS HC-FEP | 1 | 21122724 | SPG 1225/6 Z3 PLUS HC-FEP |

*Continued on next page*



*Discontinued product*

# TC burrs for universal applications
## For fine and coarse stock removal

PFERD TOOLS



| $d_1$ [mm] | $l_2$ [mm] | $d_2$ [mm] | $l_1$ [mm] | Cut | | Item no. | Designation |
|---|---|---|---|---|---|---|---|
| 12 | 25 | 6 | 65 | 4 | 1 | 21122746 | SPG 1225/6 Z4 |
| | | | | 5 | 1 | 21122756 | SPG 1225/6 Z5 |
| | | | | 5 HC-FEP | 1 | 21122757 | SPG 1225/6 Z5 HC-FEP |
| | | 8 | 65 | 3 PLUS | 1 | 21122728 | SPG 1225/8 Z3 PLUS |
| | 30 | 6 | 70 | 1 | 1 | *21123416* | SPG 1230/6 Z1 |
| | | | | 3 | 1 | 21123406 | SPG 1230/6 Z3 |
| | | | | 3 PLUS | 1 | 21123426 | SPG 1230/6 Z3 PLUS |
| | | | | 4 | 1 | 21123446 | SPG 1230/6 Z4 |
| | | | | 5 | 1 | *21123456* | SPG 1230/6 Z5 |
| 16 | 30 | 6 | 70 | 1 | 1 | 21122816 | SPG 1630/6 Z1 |
| | | | | 3 | 1 | 21122806 | SPG 1630/6 Z3 |
| | | | | 3 PLUS | 1 | 21122826 | SPG 1630/6 Z3 PLUS |
| | | | | 4 | 1 | 21122846 | SPG 1630/6 Z4 |
| | | 8 | 70 | 1 | 1 | *21122818* | SPG 1630/8 Z1 |
| | | | | 3 PLUS | 1 | *21122828* | SPG 1630/8 Z3 PLUS |

**Small tungsten carbide burrs with long shank, shank length SL (long steel shank)/total length GL (solid carbide)**

| | | | | | | | |
|---|---|---|---|---|---|---|---|
| 3 | 13 | 3 | 75 | 3 PLUS | 1 | 21222687 | SPG 0313/3 Z3 PLUS GL 75 |
| | | | | 5 | 1 | 21222657 | SPG 0313/3 Z5 GL 75 |
| 6 | 13 | 3 | 88 | 5 | 1 | *21222757* | SPG 0613/3 Z5 SL 75 |

**Tungsten carbide burrs with long shanks, shank length SL (long steel shank)**

| | | | | | | | |
|---|---|---|---|---|---|---|---|
| 6 | 18 | 6 | 172 | 3 PLUS | 1 | 21122527 | SPG 0618/6 Z3 PLUS SL 150 |
| 8 | 20 | 6 | 170 | 3 PLUS | 1 | 21122597 | SPG 0820/6 Z3 PLUS SL 150 |
| 10 | 20 | 6 | 170 | 3 PLUS | 1 | 21122627 | SPG 1020/6 Z3 PLUS SL 150 |
| 12 | 25 | 6 | 175 | 3 PLUS | 1 | 21122727 | SPG 1225/6 Z3 PLUS SL 150 |




## Conical shape with radius end KEL

Conical burr with round radius end according to DIN 8032 and cut conforming to DIN 8033 for general use on all materials. A good stock removal rate is achieved through optimum matching of tungsten carbide, geometry, cut and available coating.

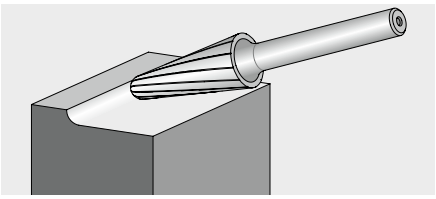

**Special features:**
- Long tool life and high surface quality.
- There is reduced wear on the tool drive due to impact-free work without chatter marks, thanks to the high concentricity.
- Also available with the high-quality HICOAT coating for a much higher stock removal rate.

| $d_1$ [mm] | $l_2$ [mm] | $d_2$ [mm] | $l_1$ [mm] | α [°] | r [mm] | Cut | | Item no. | Designation |
|---|---|---|---|---|---|---|---|---|---|
| **Tungsten carbide burrs** | | | | | | | | | |
| 8 | 20 | 6 | 60 | 16 | 1.25 | 3 PLUS | 1 | 21124996 | KEL 0820/6 Z3 PLUS |
| | | | | | | 4 | 1 | 21124994 | KEL 0820/6 Z4 |
| 10 | 20 | 6 | 60 | 14 | 2.9 | 3 | 1 | 21125006 | KEL 1020/6 Z3 |
| | | | | | | 3 HC-FEP | 1 | 21125007 | KEL 1020/6 Z3 HC-FEP |
| | | | | | | 3 PLUS | 1 | 21125026 | KEL 1020/6 Z3 PLUS |
| | | | | | | 3 PLUS HC-FEP | 1 | 21125024 | KEL 1020/6 Z3 PLUS HC-FEP |
| | | | | | | 4 | 1 | 21125046 | KEL 1020/6 Z4 |
| 12 | 25 | 6 | 65 | 14 | 3.3 | 3 PLUS | 1 | 21125126 | KEL 1225/6 Z3 PLUS |
| | | | | | | 3 PLUS HC-FEP | 1 | 21125124 | KEL 1225/6 Z3 PLUS HC-FEP |
| | | | | | | 4 | 1 | 21125146 | KEL 1225/6 Z4 |
| | | 8 | 65 | 14 | 3.3 | 3 PLUS | 1 | 21125128 | KEL 1225/8 Z3 PLUS |
| | 30 | 6 | 70 | 14 | 2.6 | 1 | 1 | 21125216 | KEL 1230/6 Z1 |

*Continued on next page*

*Discontinued product*

# TC burrs for universal applications
## For fine and coarse stock removal

PFERD TOOLS



| $d_1$ [mm] | $l_2$ [mm] | $d_2$ [mm] | $l_1$ [mm] | α [°] | r [mm] | Cut | | Item no. | Designation |
|---|---|---|---|---|---|---|---|---|---|
| 12 | 30 | 6 | 70 | 14 | 2.6 | 3 | 1 | 21125206 | KEL 1230/6 Z3 |
| | | | | | | 3 HC-FEP | 1 | 21125207 | KEL 1230/6 Z3 HC-FEP |
| | | | | | | 3 PLUS | 1 | 21125226 | KEL 1230/6 Z3 PLUS |
| | | | | | | 3 PLUS HC-FEP | 1 | 21125224 | KEL 1230/6 Z3 PLUS HC-FEP |
| | | | | | | 4 | 1 | 21125246 | KEL 1230/6 Z4 |
| | | | | | | 5 | 1 | 21125256 | KEL 1230/6 Z5 |
| | | | | | | 5 HC-FEP | 1 | 21125257 | KEL 1230/6 Z5 HC-FEP |
| | | 8 | 70 | 14 | 2.6 | 3 PLUS | 1 | 21125228 | KEL 1230/8 Z3 PLUS |
| 16 | 30 | 6 | 70 | 14 | 4.8 | 3 PLUS | 1 | 21125326 | KEL 1630/6 Z3 PLUS |
| | | | | | | 4 | 1 | 21125346 | KEL 1630/6 Z4 |




## Conical pointed shape SKM

Conical pointed burr according to DIN 8032 with cut conforming to DIN 8033 and flattened tip for general use on all materials. A good stock removal rate is achieved through optimum matching of tungsten carbide, geometry, cut and available coating.

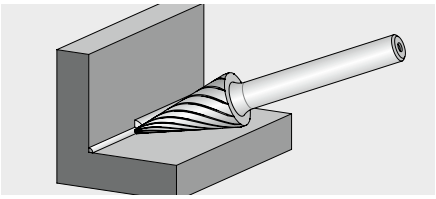

**Special features:**

- Long tool life and high surface quality.
- There is reduced wear on the tool drive due to impact-free work without chatter marks, thanks to the high concentricity.
- Also available with the high-quality HICOAT coating for a much higher stock removal rate.

| $d_1$ [mm] | $l_2$ [mm] | $d_2$ [mm] | $l_1$ [mm] | α [°] | Cut | | Item no. | Designation |
|---|---|---|---|---|---|---|---|---|
| **Small tungsten carbide burrs** | | | | | | | | |
| 3 | 7 | 3 | 37 | 21 | 3 PLUS | 1 | 21214083 | SKM 0307/3 Z3 PLUS |
| | | | | 14 | 3 PLUS HC-FEP | 1 | 21214084 | SKM 0307/3 Z3 PLUS HC-FEP |
| | | | | 21 | 5 | 1 | 21214053 | SKM 0307/3 Z5 |
| | | | | 14 | 5 HC-FEP | 1 | 21214054 | SKM 0307/3 Z5 HC-FEP |
| | 11 | 3 | 41 | 14 | 3 PLUS | 1 | 21214183 | SKM 0311/3 Z3 PLUS |
| | | | | | 3 PLUS HC-FEP | 1 | 21214184 | SKM 0311/3 Z3 PLUS HC-FEP |
| | | | | | 4 | 1 | 21214143 | SKM 0311/3 Z4 |
| | | | | | 5 | 1 | 21214153 | SKM 0311/3 Z5 |
| | | | | | 5 HC-FEP | 1 | 21214154 | SKM 0311/3 Z5 HC-FEP |
| 6 | 13 | 3 | 43 | 25 | 3 PLUS | 1 | 21215083 | SKM 0613/3 Z3 PLUS |
| | | | | | 3 PLUS HC-FEP | 1 | 21215084 | SKM 0613/3 Z3 PLUS HC-FEP |
| | | | | | 5 | 1 | 21215053 | SKM 0613/3 Z5 |
| | | | | | 5 HC-FEP | 1 | 21215054 | SKM 0613/3 Z5 HC-FEP |
| **Tungsten carbide burrs** | | | | | | | | |
| 6 | 18 | 6 | 55 | 18 | 1 | 1 | 21115016 | SKM 0618/6 Z1 |
| | | | | | 3 | 1 | 21115006 | SKM 0618/6 Z3 |
| | | | | | 3 HC-FEP | 1 | 21115007 | SKM 0618/6 Z3 HC-FEP |
| | | | | | 3 PLUS | 1 | 21115026 | SKM 0618/6 Z3 PLUS |
| | | | | | 3 PLUS HC-FEP | 1 | 21115024 | SKM 0618/6 Z3 PLUS HC-FEP |
| | | | | | 4 | 1 | 21115046 | SKM 0618/6 Z4 |
| | | | | | 5 | 1 | 21115056 | SKM 0618/6 Z5 |
| | | | | | 5 HC-FEP | 1 | 21115057 | SKM 0618/6 Z5 HC-FEP |
| 10 | 20 | 6 | 60 | 28 | 3 | 1 | 21115106 | SKM 1020/6 Z3 |
| | | | | | 3 HC-FEP | 1 | 21115107 | SKM 1020/6 Z3 HC-FEP |
| | | | | | 3 PLUS | 1 | 21115126 | SKM 1020/6 Z3 PLUS |
| | | | | | 3 PLUS HC-FEP | 1 | 21115124 | SKM 1020/6 Z3 PLUS HC-FEP |

*Continued on next page*

# TC burrs for universal applications
## For fine and coarse stock removal

PFERD TOOLS



| $d_1$ [mm] | $l_2$ [mm] | $d_2$ [mm] | $l_1$ [mm] | α [°] | Cut | | Item no. | Designation |
|---|---|---|---|---|---|---|---|---|
| 10 | 20 | 6 | 60 | 28 | 4 | 1 | 21115146 | SKM 1020/6 Z4 |
| | | | | | 5 | 1 | 21115156 | SKM 1020/6 Z5 |
| | | | | | 5 HC-FEP | 1 | 21115157 | SKM 1020/6 Z5 HC-FEP |
| 12 | 25 | 6 | 65 | 26 | 1 | 1 | 21115216 | SKM 1225/6 Z1 |
| | | | | | 3 | 1 | 21115206 | SKM 1225/6 Z3 |
| | | | | | 3 HC-FEP | 1 | 21115207 | SKM 1225/6 Z3 HC-FEP |
| | | | | | 3 PLUS | 1 | 21115226 | SKM 1225/6 Z3 PLUS |
| | | | | | 3 PLUS HC-FEP | 1 | 21115224 | SKM 1225/6 Z3 PLUS HC-FEP |
| | | | | | 4 | 1 | 21115246 | SKM 1225/6 Z4 |
| | | | | | 5 | 1 | 21115256 | SKM 1225/6 Z5 |
| | | | | | 5 HC-FEP | 1 | 21115257 | SKM 1225/6 Z5 HC-FEP |
| | | 8 | 65 | 26 | 3 PLUS | 1 | 21115228 | SKM 1225/8 Z3 PLUS |




## Tree shape with radius end RBF

Tree-shaped burr with radius end according to DIN 8032 with cut conforming to DIN 8033 for general use on all materials. A good stock removal rate is achieved through optimum matching of tungsten carbide, geometry, cut and available coating.

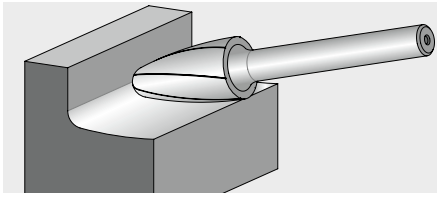

**Special features:**

- Long tool life and high surface quality.
- There is reduced wear on the tool drive due to impact-free work without chatter marks, thanks to the high concentricity.
- Also available with the high-quality HICOAT coating for a much higher stock removal rate.

| $d_1$ [mm] | $l_2$ [mm] | $d_2$ [mm] | $l_1$ [mm] | r [mm] | Cut | | Item no. | Designation |
|---|---|---|---|---|---|---|---|---|
| **Small tungsten carbide burrs** | | | | | | | | |
| 3 | 7 | 3 | 37 | 0.75 | 3 PLUS | 1 | 21217583 | RBF 0307/3 Z3 PLUS |
| | | | | | 3 PLUS HC-FEP | 1 | 21217584 | RBF 0307/3 Z3 PLUS HC-FEP |
| | | | | | 5 | 1 | 21217553 | RBF 0307/3 Z5 |
| | | | | | 5 HC-FEP | 1 | 21217554 | RBF 0307/3 Z5 HC-FEP |
| | 13 | 3 | 43 | 0.75 | 3 PLUS | 1 | 21218133 | RBF 0313/3 Z3 PLUS |
| | | | | | 3 PLUS HC-FEP | 1 | 21218134 | RBF 0313/3 Z3 PLUS HC-FEP |
| | | | | | 5 | 1 | 21218155 | RBF 0313/3 Z5 |
| | | | | | 5 HC-FEP | 1 | 21218154 | RBF 0313/3 Z5 HC-FEP |
| 6 | 13 | 3 | 43 | 1.5 | 3 PLUS | 1 | 21230083 | RBF 0613/3 Z3 PLUS |
| | | | | | 3 PLUS HC-FEP | 1 | 21230085 | RBF 0613/3 Z3 PLUS HC-FEP |
| | | | | | 4 | 1 | 21230043 | RBF 0613/3 Z4 |
| | | | | | 5 | 1 | 21230053 | RBF 0613/3 Z5 |
| | | | | | 5 HC-FEP | 1 | 21230054 | RBF 0613/3 Z5 HC-FEP |
| **Tungsten carbide burrs** | | | | | | | | |
| 6 | 18 | 6 | 55 | 1.5 | 3 | 1 | 21117306 | RBF 0618/6 Z3 |
| | | | | | 3 HC-FEP | 1 | 21117307 | RBF 0618/6 Z3 HC-FEP |
| | | | | | 3 PLUS | 1 | 21117326 | RBF 0618/6 Z3 PLUS |
| | | | | | 3 PLUS HC-FEP | 1 | 21117324 | RBF 0618/6 Z3 PLUS HC-FEP |
| | | | | | 4 | 1 | 21117346 | RBF 0618/6 Z4 |
| | | | | | 5 | 1 | 21117356 | RBF 0618/6 Z5 |
| | | | | | 5 HC-FEP | 1 | 21117357 | RBF 0618/6 Z5 HC-FEP |
| 8 | 20 | 6 | 60 | 1.2 | 3 | 1 | 21117606 | RBF 0820/6 Z3 |
| | | | | | 3 PLUS | 1 | 21117626 | RBF 0820/6 Z3 PLUS |
| | | | | | 4 | 1 | 21117646 | RBF 0820/6 Z4 |
| 10 | 20 | 6 | 60 | 2.5 | 3 | 1 | 21117706 | RBF 1020/6 Z3 |

*Continued on next page*

# TC burrs for universal applications
## For fine and coarse stock removal

PFERD TOOLS



| $d_1$ [mm] | $l_2$ [mm] | $d_2$ [mm] | $l_1$ [mm] | r [mm] | Cut | | Item no. | Designation |
|---|---|---|---|---|---|---|---|---|
| 10 | 20 | 6 | 60 | 2.5 | 3 HC-FEP | 1 | 21117707 | RBF 1020/6 Z3 HC-FEP |
| | | | | | 3 PLUS | 1 | 21117726 | RBF 1020/6 Z3 PLUS |
| | | | | | 3 PLUS HC-FEP | 1 | 21117724 | RBF 1020/6 Z3 PLUS HC-FEP |
| | | | | | 4 | 1 | 21117746 | RBF 1020/6 Z4 |
| | | | | | 5 | 1 | 21117756 | RBF 1020/6 Z5 |
| | | | | | 5 HC-FEP | 1 | 21117757 | RBF 1020/6 Z5 HC-FEP |
| 12 | 25 | 6 | 65 | 2.5 | 1 | 1 | 21117816 | RBF 1225/6 Z1 |
| | | | | | 3 | 1 | 21117806 | RBF 1225/6 Z3 |
| | | | | | 3 HC-FEP | 1 | 21117807 | RBF 1225/6 Z3 HC-FEP |
| | | | | | 3 PLUS | 1 | 21117826 | RBF 1225/6 Z3 PLUS |
| | | | | | 3 PLUS HC-FEP | 1 | 21117824 | RBF 1225/6 Z3 PLUS HC-FEP |
| | | | | | 4 | 1 | 21117846 | RBF 1225/6 Z4 |
| | | | | | 5 | 1 | 21117856 | RBF 1225/6 Z5 |
| | | | | | 5 HC-FEP | 1 | 21117857 | RBF 1225/6 Z5 HC-FEP |
| | | 8 | 65 | 2.5 | 3 PLUS | 1 | 21117828 | RBF 1225/8 Z3 PLUS |
| 16 | 30 | 6 | 70 | 3.6 | 3 | 1 | 21117906 | RBF 1630/6 Z3 |
| | | | | | 3 PLUS | 1 | 21117926 | RBF 1630/6 Z3 PLUS |
| | | | | | 4 | 1 | 21117946 | RBF 1630/6 Z4 |
| | | 8 | 70 | 3.6 | 3 PLUS | 1 | 21117928 | RBF 1630/8 Z3 PLUS |
| **Small tungsten carbide burrs with long shank, shank length SL (long steel shank)/total length GL (solid carbide)** | | | | | | | | |
| 3 | 7 | 3 | 75 | 0.75 | 3 PLUS | 1 | 21217587 | RBF 0307/3 Z3 PLUS GL 75 |
| | | | | | 5 | 1 | 21217557 | RBF 0307/3 Z5 GL 75 |
| 6 | 13 | 3 | 88 | 1.5 | 3 PLUS | 1 | 21230087 | RBF 0613/3 Z3 PLUS SL 75 |
| | | | | | 5 | 1 | 21230057 | RBF 0613/3 Z5 SL 75 |
| **Tungsten carbide burrs with long shanks, shank length SL (long steel shank)** | | | | | | | | |
| 6 | 18 | 6 | 172 | 1.5 | 3 PLUS | 1 | 21117327 | RBF 0618/6 Z3 PLUS SL 150 |
| 8 | 20 | 6 | 170 | 1.2 | 3 PLUS | 1 | 21117627 | RBF 0820/6 Z3 PLUS SL 150 |
| 10 | 20 | 6 | 170 | 2.5 | 3 PLUS | 1 | 21117727 | RBF 1020/6 Z3 PLUS SL 150 |
| 12 | 25 | 6 | 175 | 2.5 | 3 PLUS | 1 | 21117827 | RBF 1225/6 Z3 PLUS SL 150 |

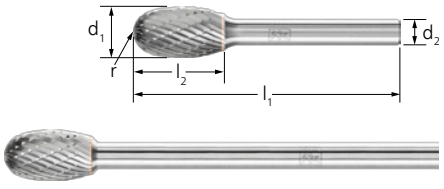


## Oval shape TRE

Oval burr according to DIN 8032 with cut conforming to DIN 8033 for general use on all materials. A good stock removal rate is achieved through optimum matching of tungsten carbide, geometry, cut and available coating.

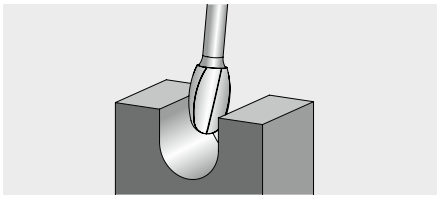

**Special features:**
- Long tool life and high surface quality.
- There is reduced wear on the tool drive due to impact-free work without chatter marks, thanks to the high concentricity.
- Also available with the high-quality HICOAT coating for a much higher stock removal rate.

| $d_1$ [mm] | $l_2$ [mm] | $d_2$ [mm] | $l_1$ [mm] | r [mm] | Cut | | Item no. | Designation |
|---|---|---|---|---|---|---|---|---|
| **Small tungsten carbide burrs** | | | | | | | | |
| 3 | 7 | 3 | 37 | 1.2 | 3 PLUS | 1 | 21210083 | TRE 0307/3 Z3 PLUS |
| | | | | | 3 PLUS HC-FEP | 1 | 21210084 | TRE 0307/3 Z3 PLUS HC-FEP |
| | | | | | 5 | 1 | 21210053 | TRE 0307/3 Z5 |
| | | | | | 5 HC-FEP | 1 | 21210054 | TRE 0307/3 Z5 HC-FEP |
| 6 | 10 | 3 | 40 | 2.8 | 3 PLUS | 1 | 21235083 | TRE 0610/3 Z3 PLUS |
| | | | | | 3 PLUS HC-FEP | 1 | 21235084 | TRE 0610/3 Z3 PLUS HC-FEP |
| | | | | | 5 | 1 | 21235053 | TRE 0610/3 Z5 |

*Continued on next page*

# TC burrs for universal applications
## For fine and coarse stock removal

PFERD TOOLS



| $d_1$ [mm] | $l_2$ [mm] | $d_2$ [mm] | $l_1$ [mm] | r [mm] | Cut | | Item no. | Designation |
|---|---|---|---|---|---|---|---|---|
| 6 | 10 | 3 | 40 | 2.8 | 5 HC-FEP | 1 | 21235054 | TRE 0610/3 Z5 HC-FEP |
| 12 | 20 | 6 | 60 | 5 | 3 HC-FEP | 1 | 21135107 | TRE 1220/6 Z3 HC-FEP |
| **Tungsten carbide burrs** | | | | | | | | |
| 6 | 10 | 6 | 50 | 2.8 | 3 PLUS | 1 | 21134826 | TRE 0610/6 Z3 PLUS |
| | | | | | 3 PLUS HC-FEP | 1 | 21134824 | TRE 0610/6 Z3 PLUS HC-FEP |
| | | | | | 5 | 1 | *21134856* | TRE 0610/6 Z5 |
| 8 | 13 | 6 | 53 | 3.7 | 3 PLUS | 1 | 21135026 | TRE 0813/6 Z3 PLUS |
| | | | | | 4 | 1 | *21135046* | TRE 0813/6 Z4 |
| | | | | | 5 | 1 | *21135056* | TRE 0813/6 Z5 |
| 10 | 16 | 6 | 56 | 4 | 3 PLUS | 1 | 21134926 | TRE 1016/6 Z3 PLUS |
| | | | | | 3 PLUS HC-FEP | 1 | 21134924 | TRE 1016/6 Z3 PLUS HC-FEP |
| | | | | | 4 | 1 | 21134946 | TRE 1016/6 Z4 |
| 12 | 20 | 6 | 60 | 5 | 1 | 1 | 21135116 | TRE 1220/6 Z1 |
| | | | | | 3 | 1 | 21135106 | TRE 1220/6 Z3 |
| | | | | | 3 PLUS | 1 | 21135126 | TRE 1220/6 Z3 PLUS |
| | | | | | 3 PLUS HC-FEP | 1 | 21135124 | TRE 1220/6 Z3 PLUS HC-FEP |
| | | | | | 4 | 1 | 21135146 | TRE 1220/6 Z4 |
| | | | | | 5 | 1 | 21135156 | TRE 1220/6 Z5 |
| | | | | | 5 HC-FEP | 1 | 21135157 | TRE 1220/6 Z5 HC-FEP |
| | | 8 | 60 | 5 | 3 PLUS | 1 | 21135128 | TRE 1220/8 Z3 PLUS |
| 16 | 25 | 6 | 65 | 6.5 | 1 | 1 | 21135216 | TRE 1625/6 Z1 |
| | | | | | 3 PLUS | 1 | 21135226 | TRE 1625/6 Z3 PLUS |
| | | | | | 4 | 1 | 21135246 | TRE 1625/6 Z4 |
| | | 8 | 65 | 6.5 | 3 PLUS | 1 | *21135228* | TRE 1625/8 Z3 PLUS |
| **Small tungsten carbide burrs with long shank, shank length SL (long steel shank)/total length GL (solid carbide)** | | | | | | | | |
| 3 | 7 | 3 | 75 | 1.2 | 3 PLUS | 1 | 21210087 | TRE 0307/3 Z3 PLUS GL 75 |
| | | | | | 5 | 1 | *21210057* | TRE 0307/3 Z5 GL 75 |
| 6 | 10 | 3 | 85 | 2.8 | 3 PLUS | 1 | 21235087 | TRE 0610/3 Z3 PLUS SL 75 |
| | | | | | 5 | 1 | 21235057 | TRE 0610/3 Z5 SL 75 |
| **Tungsten carbide burrs with long shanks, shank length SL (long steel shank)** | | | | | | | | |
| 6 | 10 | 6 | 160 | 2.8 | 3 PLUS | 1 | *21134827* | TRE 0610/6 Z3 PLUS SL 150 |
| 8 | 13 | 6 | 163 | 3.7 | 3 PLUS | 1 | 21135027 | TRE 0813/6 Z3 PLUS SL 150 |
| 10 | 16 | 6 | 166 | 4 | 3 PLUS | 1 | 21134927 | TRE 1016/6 Z3 PLUS SL 150 |
| 12 | 20 | 6 | 170 | 5 | 3 PLUS | 1 | 21135127 | TRE 1220/6 Z3 PLUS SL 150 |

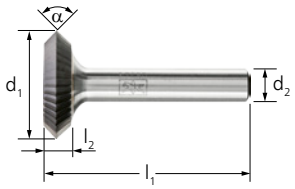


## Rim shape N

Rim-shaped burr, circumferential cut is 90° and symmetric, tapered tip. The rim shape is particularly well suited to producing and processing prism-shaped keyways. A good stock removal rate is achieved through optimum matching of tungsten carbide, geometry, cut and available coating.

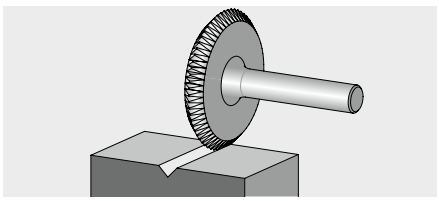

**Special features:**
- Long tool life and high surface quality.
- There is reduced wear on the tool drive due to impact-free work without chatter marks, thanks to the high concentricity.

| $d_1$ [mm] | $l_2$ [mm] | $d_2$ [mm] | $l_1$ [mm] | α [°] | Cut | | Item no. | Designation |
|---|---|---|---|---|---|---|---|---|
| **Tungsten carbide burrs** | | | | | | | | |
| 25 | 3 | 8 | 43 | 90 | 3 | 1 | 21134038 | N 2503/8 Z3 |
| | 6 | 8 | 46 | 90 | 3 | 1 | 21134338 | N 2506/8 Z3 |

*Discontinued product*



## Set 1500 cuts 3 PLUS and 5

Set 1500 – cuts 3 PLUS (shank dia. 6 mm) and 5 (shank dia. 3 mm) – contains 22 tungsten carbide burrs in the most common shapes and dimensions for general applications.

**Contents:**
The set comprises one each of the following: ZYAS 0616/6 Z3 PLUS, ZYAS 1013/6 Z3 PLUS, ZYAS 1225/6 Z3 PLUS, KUD 0605/6 Z3 PLUS, KUD 0807/6 Z3 PLUS, KUD 1210/6 Z3 PLUS, KUD 1614/6 Z3 PLUS, WRC 0616/6 Z3 PLUS, WRC 1225/6 Z3 PLUS, SPG 0618/6 Z3 PLUS, SPG 1020/6 Z3 PLUS, SPG 1225/6 Z3 PLUS, SKM 0618/6 Z3 PLUS and SKM 1020/6 Z3 PLUS, as well as one each of the following: ZYAS 0210/3 Z5, ZYAS 0313/3 Z5, WRC 0210/3 Z5, WRC 0313/3 Z5, SPG 0307/3 Z5, RBF 0307/3 Z5, TRE 0307/3 Z5 and WKN 0307/3 Z5.

**Special features:**
- The sturdy plastic box protects the tools against dirt and damage.

| Cut | Contents [Piece] | Contents shank diameter [mm] | | Item no. | Designation |
|---|---|---|---|---|---|
| **Small tungsten carbide burrs and tungsten carbide burrs** | | | | | |
| 3 PLUS, 5 | 22 | 3, 6 | 1 | 21901500 | SET 1500 Z3P/Z5 22TLG |



## Set 1501 cut 5

Set 1501 – cut 5 – contains 15 small tungsten carbide burrs in the most common shapes and dimensions for general applications.

**Contents:**
The set comprises one each of the following: ZYAS 0210/3 Z5, ZYAS 0313/3 Z5, ZYAS 0607/3 Z5, ZYAS 0613/3 Z5, B 0307/3 Z5, KUD 0403/3 Z5, WRC 0210/3 Z5, WRC 0313/3 Z5, SPG 0307/3 Z5, SKM 0613/3 Z5, RBF 0307/3 Z5, RBF 0613/3 Z5, TRE 0307/3 Z5, TRE 0610/3 Z5 and WKNS 0307/3 Z5 with a shank diameter of 3 mm, cut 5.

**Special features:**
- The sturdy plastic box protects the tools against dirt and damage.

| Cut | Contents [Piece] | Contents shank diameter [mm] | | Item no. | Designation |
|---|---|---|---|---|---|
| **Small tungsten carbide burrs** | | | | | |
| 5 | 15 | 3 | 1 | 21901501 | SET 1501 Z5 15TLG |



## Set 1503 cut 3 PLUS

Set 1503 – cut 3 PLUS – contains 15 small tungsten carbide burrs in the most common shapes and dimensions for general applications.

**Contents:**
The set comprises one each of the following: ZYAS 0313/3 Z3 PLUS, ZYAS 0613/3 Z3 PLUS, KUD 0302/3 Z3 PLUS, KUD 0403/3 Z3 PLUS, KUD 0605/3 Z3 PLUS, WRC 0313/3 Z3 PLUS, WRC 0613/3 Z3 PLUS, SPG 0313/3 Z3 PLUS, SPG 0613/3 Z3 PLUS, SKM 0311/3 Z3 PLUS, SKM 0613/3 Z3 PLUS, RBF 0307/3 Z3 PLUS, RBF 0613/3 Z3 PLUS, TRE 0307/3 Z3 PLUS and TRE 0610/3 Z3 PLUS with a shank diameter of 3 mm, cut 3 PLUS.

**Special features:**
- The sturdy plastic box protects the tools against dirt and damage.

| Cut | Contents [Piece] | Contents shank diameter [mm] | | Item no. | Designation |
|---|---|---|---|---|---|
| **Small tungsten carbide burrs** | | | | | |
| 3 PLUS | 15 | 3 | 1 | 21901505 | SET 1503 Z3P 15TLG |



## Set 1504 cut 3 PLUS

Set 1504 – cut 3 PLUS – contains three small tungsten carbide burrs in the most common shapes and dimensions for applications in the workshop.

**Contents:**
The set comprises one each of the following: ZYAS 0313/3 Z3 PLUS, WRC 0313/3 Z3 PLUS and RBF 0313/3 Z3 PLUS with a shank diameter of 3 mm, cut 3 PLUS.

**Special features:**
- The sturdy plastic box protects the tools against dirt and damage.

| Cut | Contents [Piece] | Contents shank diameter [mm] | | Item no. | Designation |
|---|---|---|---|---|---|
| **Small tungsten carbide burrs** | | | | | |
| 3 PLUS | 3 | 3 | 1 | 21901504 | SET 1504 Z3P 3TLG |



## Set 1505 cut 3 PLUS

Set 1505 – cut 3 PLUS – contains three tungsten carbide burrs in the most common shapes and dimensions for applications in the workshop.

**Contents:**
The set comprises one each of the following: ZYAS 0616/6 Z3 PLUS, WRC 0616/6 Z3 PLUS and RBF 0618/6 Z3 PLUS with a shank diameter of 6 mm, cut 3 PLUS.

**Special features:**
- The sturdy plastic box protects the tools against dirt and damage.

| Cut | Contents [Piece] | Contents shank diameter [mm] | | Item no. | Designation |
|---|---|---|---|---|---|
| **Tungsten carbide burrs** | | | | | |
| 3 PLUS | 3 | 6 | 1 | 21901508 | SET 1505 Z3P 3TLG |



## Set 1507 cut 3 PLUS

Set 1507 – cut 3 PLUS – contains three tungsten carbide burrs in the most common shapes and dimensions for applications in the workshop.

**Contents:**
The set comprises one each of the following: ZYAS 1225/6 Z3 PLUS, WRC 1225/6 Z3 PLUS and RBF 1225/6 Z3 PLUS with a shank diameter of 6 mm, cut 3 PLUS.

**Special features:**
- The sturdy plastic box protects the tools against dirt and damage.

| Cut | Contents [Piece] | Contents shank diameter [mm] | | Item no. | Designation |
|---|---|---|---|---|---|
| **Tungsten carbide burrs** | | | | | |
| 3 PLUS | 3 | 6 | 1 | 21901507 | SET 1507 Z3P 3TLG |




## Set 1506 cut 3 PLUS

Set 1506 – cut 3 PLUS – contains five tungsten carbide burrs in the most common shapes and dimensions for applications in the workshop.

**Contents:**
The set comprises one each of the following: ZYA 0616/6 Z3 PLUS, KUD 0605/6 Z3 PLUS, WRC 0616/6 Z3 PLUS, SPG 0618/6 Z3 PLUS and RBF 0618/6 Z3 PLUS with a shank diameter of 6 mm, cut 3 PLUS.

**Special features:**
- The sturdy plastic box protects the tools against dirt and damage.
- The burrs are secured at the shanks, facilitating the selection and withdrawal of the tools.
- Five further unused slots are available for other burrs.

| Cut | Contents [Piece] | Contents shank diameter [mm] | | Item no. | Designation |
|---|---|---|---|---|---|
| **Tungsten carbide burrs** | | | | | |
| 3 PLUS | 5 | 6 | 1 | 21901506 | SET 1506 Z3P 5TLG |

# TC burrs for universal applications
For fine and coarse stock removal






## Set 1512 cut 3 PLUS

Set 1512 – cut 3 PLUS – contains five tungsten carbide burrs in the most common shapes and dimensions for applications in the workshop.

**Contents:**
The set comprises one each of the following: ZYA 1225/6 Z3 PLUS, KUD 1210/6 Z3 PLUS, WRC 1225/6 Z3 PLUS, SPG 1225/6 Z3 PLUS and RBF 1225/6 Z3 PLUS with a shank diameter of 6 mm, cut 3 PLUS.

**Special features:**
- The sturdy plastic box protects the tools against dirt and damage.
- The burrs are secured at the shanks, facilitating the selection and withdrawal of the tools.
- Five further unused slots are available for other burrs.

| Cut | Contents [Piece] | Contents shank diameter [mm] | | Item no. | Designation |
|---|---|---|---|---|---|
| **Tungsten carbide burrs** | | | | | |
| 3 PLUS | 5 | 6 | 1 | 21901512 | SET 1512 Z3P 5TLG |

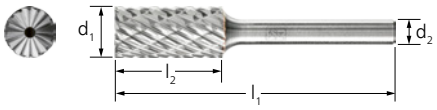


## Cylindrical shape ZYAS with end cut

Cylindrical burrs according to DIN 8032 with circumferential and end cut for versatile, economical and time-saving use on steel and cast steel, stainless steel (INOX), non-ferrous metals and cast iron. Also available with wear-resistant HICOAT coating.

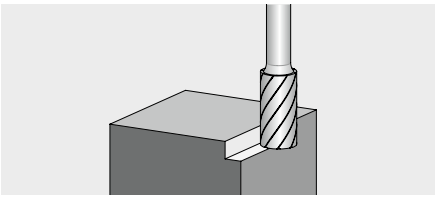

**Special features:**
- 30% higher stock removal rate when used on steel than conventional cross-cut burrs.
- Comfortable working thanks to reduced vibration and less noise.
- There is reduced wear on the tool drive due to impact-free work without chatter marks, thanks to the high concentricity.

| $d_1$ [mm] | $l_2$ [mm] | $d_2$ [mm] | $l_1$ [mm] | Cut | | Item no. | Designation |
|---|---|---|---|---|---|---|---|
| **Small tungsten carbide burrs** | | | | | | | |
| 3 | 13 | 3 | 43 | ALLROUND | 1 | 21001061 | ZYAS 0313/3 ALLROUND |
| | | | | ALLROUND HC-FEP | 1 | 21001087 | ZYAS 0313/3 ALLROUND HC-FEP |
| 6 | 13 | 3 | 43 | ALLROUND | 1 | 21001062 | ZYAS 0613/3 ALLROUND |
| | | | | ALLROUND HC-FEP | 1 | 21001088 | ZYAS 0613/3 ALLROUND HC-FEP |
| **Tungsten carbide burrs** | | | | | | | |
| 6 | 16 | 6 | 55 | ALLROUND HC-FEP | 1 | 21001081 | ZYAS 0616/6 ALLROUND HC-FEP |
| | | | | ALLROUND | 1 | 21001000 | ZYAS 0616/6 ALLROUND |
| 8 | 20 | 6 | 60 | ALLROUND | 1 | 21001001 | ZYAS 0820/6 ALLROUND |
| 10 | 20 | 6 | 60 | ALLROUND | 1 | 21001002 | ZYAS 1020/6 ALLROUND |
| | | | | ALLROUND HC-FEP | 1 | 21001043 | ZYAS 1020/6 ALLROUND HC-FEP |
| 12 | 25 | 6 | 65 | ALLROUND | 1 | 21001003 | ZYAS 1225/6 ALLROUND |
| | | | | ALLROUND HC-FEP | 1 | 21001044 | ZYAS 1225/6 ALLROUND HC-FEP |
| 16 | 25 | 6 | 65 | ALLROUND | 1 | 21001004 | ZYAS 1625/6 ALLROUND |




## Ball shape KUD

Ball-shaped burr according to DIN 8032 for versatile, economical and time-saving use on steel and cast steel, stainless steel (INOX), non-ferrous metals and cast iron. Also available with wear-resistant HICOAT coating.

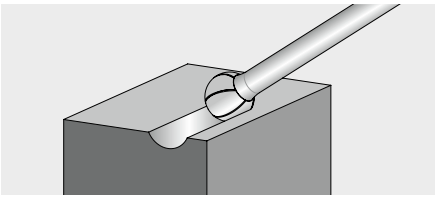

**Special features:**
- 30% higher stock removal rate when used on steel than conventional cross-cut burrs.
- Comfortable working thanks to reduced vibration and less noise.
- There is reduced wear on the tool drive due to impact-free work without chatter marks, thanks to the high concentricity.

| $d_1$ [mm] | $l_2$ [mm] | $d_2$ [mm] | $l_1$ [mm] | Cut | | Item no. | Designation |
|---|---|---|---|---|---|---|---|
| **Small tungsten carbide burrs** | | | | | | | |
| 3 | 2 | 3 | 33 | ALLROUND | 1 | 21001063 | KUD 0302/3 ALLROUND |
| | | | | ALLROUND HC-FEP | 1 | 21001089 | KUD 0302/3 ALLROUND HC-FEP |
| 4 | 3 | 3 | 34 | ALLROUND | 1 | 21001064 | KUD 0403/3 ALLROUND |
| | | | 45 | ALLROUND HC-FEP | 1 | 21001090 | KUD 0403/3 ALLROUND HC-FEP |
| 6 | 5 | 3 | 35 | ALLROUND | 1 | 21001065 | KUD 0605/3 ALLROUND |
| | | | | ALLROUND HC-FEP | 1 | 21001091 | KUD 0605/3 ALLROUND HC-FEP |
| **Tungsten carbide burrs** | | | | | | | |
| 6 | 5 | 6 | 45 | ALLROUND | 1 | 21001005 | KUD 0605/6 ALLROUND |
| | | | | ALLROUND HC-FEP | 1 | 21001084 | KUD 0605/6 ALLROUND HC-FEP |

*Continued on next page*

# TC burrs for high-performance applications
## ALLROUND cut for versatile use

PFERD TOOLS



| $d_1$ [mm] | $l_2$ [mm] | $d_2$ [mm] | $l_1$ [mm] | Cut | | Item no. | Designation |
|---|---|---|---|---|---|---|---|
| 8 | 7 | 6 | 47 | ALLROUND | 1 | 21001006 | KUD 0807/6 ALLROUND |
| 10 | 9 | 6 | 49 | ALLROUND | 1 | 21001007 | KUD 1009/6 ALLROUND |
| | | | | ALLROUND HC-FEP | 1 | 21001045 | KUD 1009/6 ALLROUND HC-FEP |
| 12 | 10 | 6 | 51 | ALLROUND | 1 | 21001008 | KUD 1210/6 ALLROUND |
| | | | | ALLROUND HC-FEP | 1 | 21001046 | KUD 1210/6 ALLROUND HC-FEP |
| 16 | 14 | 6 | 54 | ALLROUND | 1 | 21001009 | KUD 1614/6 ALLROUND |




## Cylindrical shape with radius end WRC

Cylindrical burr with radius end according to DIN 8032 for versatile, economical and time-saving use on steel and cast steel, stainless steel (INOX), non-ferrous metals and cast iron. Also available with wear-resistant HICOAT coating.

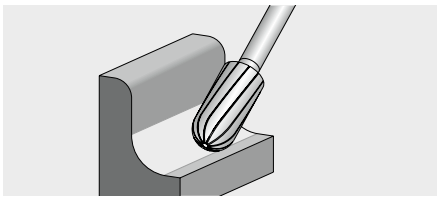

**Special features:**
- 30% higher stock removal rate when used on steel than conventional cross-cut burrs.
- Comfortable working thanks to reduced vibration and less noise.
- There is reduced wear on the tool drive due to impact-free work without chatter marks, thanks to the high concentricity.

| $d_1$ [mm] | $l_2$ [mm] | $d_2$ [mm] | $l_1$ [mm] | Cut | | Item no. | Designation |
|---|---|---|---|---|---|---|---|
| **Small tungsten carbide burrs** | | | | | | | |
| 3 | 13 | 3 | 43 | ALLROUND | 1 | 21001066 | WRC 0313/3 ALLROUND |
| | | | | ALLROUND HC-FEP | 1 | 21001092 | WRC 0313/3 ALLROUND HC-FEP |
| 6 | 13 | 3 | 43 | ALLROUND | 1 | 21001067 | WRC 0613/3 ALLROUND |
| | | | | ALLROUND HC-FEP | 1 | 21001093 | WRC 0613/3 ALLROUND HC-FEP |
| **Tungsten carbide burrs** | | | | | | | |
| 6 | 16 | 6 | 55 | ALLROUND | 1 | 21001010 | WRC 0616/6 ALLROUND |
| | | | | ALLROUND HC-FEP | 1 | 21001082 | WRC 0616/6 ALLROUND HC-FEP |
| 8 | 20 | 6 | 60 | ALLROUND | 1 | 21001011 | WRC 0820/6 ALLROUND |
| 10 | 20 | 6 | 60 | ALLROUND | 1 | 21001012 | WRC 1020/6 ALLROUND |
| | | | | ALLROUND HC-FEP | 1 | 21001047 | WRC 1020/6 ALLROUND HC-FEP |
| 12 | 25 | 6 | 65 | ALLROUND | 1 | 21001013 | WRC 1225/6 ALLROUND |
| | | | | ALLROUND HC-FEP | 1 | 21001048 | WRC 1225/6 ALLROUND HC-FEP |
| 16 | 25 | 6 | 65 | ALLROUND | 1 | 21001014 | WRC 1625/6 ALLROUND |

# TC burrs for high-performance applications
## ALLROUND cut for versatile use

PFERD TOOLS






### Flame-shaped B

Flame-shaped burr according to ISO 7755/8 for versatile, economical and time-saving use on steel and cast steel, stainless steel (INOX), non-ferrous metals and cast iron. Also available with wear-resistant HICOAT coating.

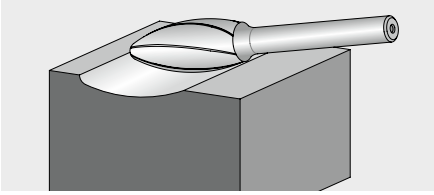

**Special features:**
- 30% higher stock removal rate when used on steel than conventional cross-cut burrs.
- Comfortable working thanks to reduced vibration and less noise.
- There is reduced wear on the tool drive due to impact-free work without chatter marks, thanks to the high concentricity.

| $d_1$ [mm] | $l_2$ [mm] | $d_2$ [mm] | $l_1$ [mm] | r [mm] | Cut | | Item no. | Designation |
|---|---|---|---|---|---|---|---|---|
| **Small tungsten carbide burrs** | | | | | | | | |
| 3 | 7 | 3 | 37 | 0.8 | ALLROUND | 1 | 21001068 | B 0307/3 ALLROUND |
| | | | | | ALLROUND HC-FEP | 1 | 21001094 | B 0307/3 ALLROUND HC-FEP |
| 6 | 13 | 3 | 43 | 1 | ALLROUND | 1 | 21001069 | B 0613/3 ALLROUND |
| | 16 | 3 | 43 | 1 | ALLROUND HC-FEP | 1 | 21001095 | B 0613/3 ALLROUND HC-FEP |
| **Tungsten carbide burrs** | | | | | | | | |
| 8 | 20 | 6 | 60 | 1.5 | ALLROUND | 1 | 21001015 | B 0820/6 ALLROUND |
| 10 | 25 | 6 | 65 | 1.7 | ALLROUND | 1 | 21001016 | B 1025/6 ALLROUND |
| | | | | | ALLROUND HC-FEP | 1 | 21001049 | B 1025/6 ALLROUND HC-FEP |
| 12 | 30 | 6 | 70 | 2.1 | ALLROUND | 1 | 21001017 | B 1230/6 ALLROUND |
| | | | | | ALLROUND HC-FEP | 1 | 21001050 | B 1230/6 ALLROUND HC-FEP |
| 16 | 35 | 6 | 75 | 2.6 | ALLROUND | 1 | 21001018 | B 1635/6 ALLROUND |




### Pointed tree shape SPG

Pointed tree-shaped burr according to DIN 8032 with flattened tip for versatile, economical and time-saving use on steel and cast steel, stainless steel (INOX), non-ferrous metals and cast iron. Also available with wear-resistant HICOAT coating.

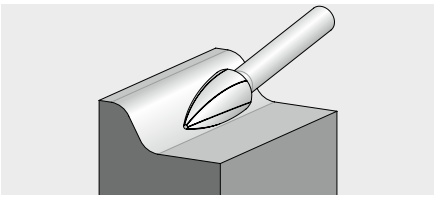

**Special features:**
- 30% higher stock removal rate when used on steel than conventional cross-cut burrs.
- Comfortable working thanks to reduced vibration and less noise.
- There is reduced wear on the tool drive due to impact-free work without chatter marks, thanks to the high concentricity.

| $d_1$ [mm] | $l_2$ [mm] | $d_2$ [mm] | $l_1$ [mm] | Cut | | Item no. | Designation |
|---|---|---|---|---|---|---|---|
| **Small tungsten carbide burrs** | | | | | | | |
| 3 | 7 | 3 | 37 | ALLROUND | 1 | 21001070 | SPG 0307/3 ALLROUND |
| | | | | ALLROUND HC-FEP | 1 | 21001096 | SPG 0307/3 ALLROUND HC-FEP |
| | 13 | 3 | 43 | ALLROUND | 1 | 21001071 | SPG 0313/3 ALLROUND |
| | | | | ALLROUND HC-FEP | 1 | 21001097 | SPG 0313/3 ALLROUND HC-FEP |
| 6 | 13 | 3 | 43 | ALLROUND | 1 | 21001072 | SPG 0613/3 ALLROUND |
| | | | | ALLROUND HC-FEP | 1 | 21001098 | SPG 0613/3 ALLROUND HC-FEP |
| **Tungsten carbide burrs** | | | | | | | |
| 6 | 18 | 6 | 55 | ALLROUND | 1 | 21001019 | SPG 0618/6 ALLROUND |
| | | | | ALLROUND HC-FEP | 1 | 21001085 | SPG 0618/6 ALLROUND HC-FEP |
| 8 | 20 | 6 | 60 | ALLROUND | 1 | 21001020 | SPG 0820/6 ALLROUND |
| 10 | 20 | 6 | 60 | ALLROUND | 1 | 21001021 | SPG 1020/6 ALLROUND |

*Continued on next page*

# TC burrs for high-performance applications
## ALLROUND cut for versatile use

PFERD TOOLS



| $d_1$ [mm] | $l_2$ [mm] | $d_2$ [mm] | $l_1$ [mm] | Cut | | Item no. | Designation |
|---|---|---|---|---|---|---|---|
| 10 | 20 | 6 | 60 | ALLROUND HC-FEP | 1 | 21001051 | SPG 1020/6 ALLROUND HC-FEP |
| 12 | 25 | 6 | 65 | ALLROUND | 1 | 21001022 | SPG 1225/6 ALLROUND |
| | | | | ALLROUND HC-FEP | 1 | 21001052 | SPG 1225/6 ALLROUND HC-FEP |
| 16 | 30 | 6 | 70 | ALLROUND | 1 | 21001023 | SPG 1630/6 ALLROUND |




## Conical shape with radius end KEL

Conical burr with round radius end according to DIN 8032 for versatile, economical and time-saving use on steel and cast steel, stainless steel (INOX), non-ferrous metals and cast iron. Also available with wear-resistant HICOAT coating.

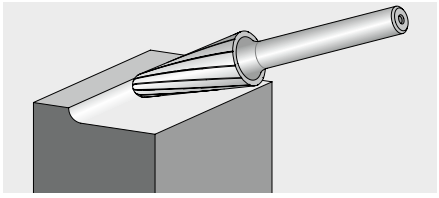

**Special features:**
- 30% higher stock removal rate when used on steel than conventional cross-cut burrs.
- Comfortable working thanks to reduced vibration and less noise.
- There is reduced wear on the tool drive due to impact-free work without chatter marks, thanks to the high concentricity.

| $d_1$ [mm] | $l_2$ [mm] | $d_2$ [mm] | $l_1$ [mm] | α [°] | r [mm] | Cut | | Item no. | Designation |
|---|---|---|---|---|---|---|---|---|---|
| **Tungsten carbide burrs** | | | | | | | | | |
| 8 | 20 | 6 | 60 | 16 | 1.25 | ALLROUND | 1 | 21001025 | KEL 0820/6 ALLROUND |
| 10 | 20 | 6 | 60 | 14 | 2.9 | ALLROUND | 1 | 21001026 | KEL 1020/6 ALLROUND |
| | | | | | | ALLROUND HC-FEP | 1 | 21001053 | KEL 1020/6 ALLROUND HC-FEP |
| 12 | 25 | 6 | 65 | 14 | 3.3 | ALLROUND | 1 | 21001027 | KEL 1225/6 ALLROUND |
| | | | 70 | 14 | 3.3 | ALLROUND HC-FEP | 1 | 21001054 | KEL 1225/6 ALLROUND HC-FEP |
| 16 | 30 | 6 | 70 | 14 | 4.8 | ALLROUND | 1 | 21001028 | KEL 1630/6 ALLROUND |

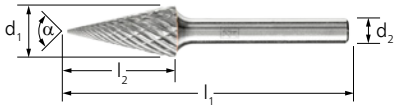


## Conical pointed shape SKM

Conical pointed burr according to DIN 8032 with flattened tip for versatile, economical and time-saving use on steel and cast steel, stainless steel (INOX), non-ferrous metals and cast iron. Also available with wear-resistant HICOAT coating.

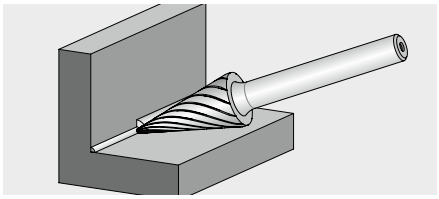

**Special features:**
- 30% higher stock removal rate when used on steel than conventional cross-cut burrs.
- Comfortable working thanks to reduced vibration and less noise.
- There is reduced wear on the tool drive due to impact-free work without chatter marks, thanks to the high concentricity.

| $d_1$ [mm] | $l_2$ [mm] | $d_2$ [mm] | $l_1$ [mm] | α [°] | Cut | | Item no. | Designation |
|---|---|---|---|---|---|---|---|---|
| **Small tungsten carbide burrs** | | | | | | | | |
| 3 | 7 | 3 | 37 | 21 | ALLROUND | 1 | 21001073 | SKM 0307/3 ALLROUND |
| | | | | 14 | ALLROUND HC-FEP | 1 | 21001099 | SKM 0307/3 ALLROUND HC-FEP |
| | 11 | 3 | 41 | 14 | ALLROUND | 1 | 21001074 | SKM 0311/3 ALLROUND |
| | | | | | ALLROUND HC-FEP | 1 | 21001100 | SKM 0311/3 ALLROUND HC-FEP |
| 6 | 13 | 3 | 43 | 25 | ALLROUND | 1 | 21001075 | SKM 0613/3 ALLROUND |
| | | | | | ALLROUND HC-FEP | 1 | 21001101 | SKM 0613/3 ALLROUND HC-FEP |
| **Tungsten carbide burrs** | | | | | | | | |
| 6 | 18 | 6 | 55 | 18 | ALLROUND | 1 | 21001034 | SKM 0618/6 ALLROUND |
| | | | | | ALLROUND HC-FEP | 1 | 21001086 | SKM 0618/6 ALLROUND HC-FEP |
| 8 | 20 | 6 | 60 | 22 | ALLROUND | 1 | 21001035 | SKM 0820/6 ALLROUND |

*Continued on next page*

# TC burrs for high-performance applications
## ALLROUND cut for versatile use

PFERD TOOLS



| $d_1$ [mm] | $l_2$ [mm] | $d_2$ [mm] | $l_1$ [mm] | α [°] | Cut | | Item no. | Designation |
|---|---|---|---|---|---|---|---|---|
| 10 | 20 | 6 | 60 | 28 | ALLROUND | 1 | 21001036 | SKM 1020/6 ALLROUND |
| | | | | | ALLROUND HC-FEP | 1 | 21001057 | SKM 1020/6 ALLROUND HC-FEP |
| 12 | 25 | 6 | 65 | 26 | ALLROUND | 1 | 21001037 | SKM 1225/6 ALLROUND |
| | | | | | ALLROUND HC-FEP | 1 | 21001058 | SKM 1225/6 ALLROUND HC-FEP |




### Tree shape with radius end RBF

Tree-shaped burr with radius end according to DIN 8032 for versatile, economical and time-saving use on steel and cast steel, stainless steel (INOX), non-ferrous metals and cast iron. Also available with wear-resistant HICOAT coating.

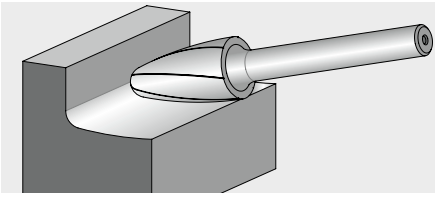

**Special features:**
- 30% higher stock removal rate when used on steel than conventional cross-cut burrs.
- Comfortable working thanks to reduced vibration and less noise.
- There is reduced wear on the tool drive due to impact-free work without chatter marks, thanks to the high concentricity.

| $d_1$ [mm] | $l_2$ [mm] | $d_2$ [mm] | $l_1$ [mm] | r [mm] | Cut | | Item no. | Designation |
|---|---|---|---|---|---|---|---|---|
| **Small tungsten carbide burrs** | | | | | | | | |
| 3 | 7 | 3 | 37 | 0.75 | ALLROUND | 1 | 21001076 | RBF 0307/3 ALLROUND |
| | | | | | ALLROUND HC-FEP | 1 | 21001102 | RBF 0307/3 ALLROUND HC-FEP |
| | 13 | 3 | 43 | 0.75 | ALLROUND | 1 | 21001077 | RBF 0313/3 ALLROUND |
| | | | | | ALLROUND HC-FEP | 1 | 21001103 | RBF 0313/3 ALLROUND HC-FEP |
| 6 | 13 | 3 | 43 | 1.5 | ALLROUND | 1 | 21001078 | RBF 0613/3 ALLROUND |
| | | | | | ALLROUND HC-FEP | 1 | 21001104 | RBF 0613/3 ALLROUND HC-FEP |
| **Tungsten carbide burrs** | | | | | | | | |
| 6 | 18 | 6 | 55 | 1.5 | ALLROUND | 1 | 21001029 | RBF 0618/6 ALLROUND |
| | | | | | ALLROUND HC-FEP | 1 | 21001083 | RBF 0618/6 ALLROUND HC-FEP |
| 8 | 20 | 6 | 60 | 1.2 | ALLROUND | 1 | 21001030 | RBF 0820/6 ALLROUND |
| 10 | 20 | 6 | 60 | 2.5 | ALLROUND | 1 | 21001031 | RBF 1020/6 ALLROUND |
| | | | | | ALLROUND HC-FEP | 1 | 21001055 | RBF 1020/6 ALLROUND HC-FEP |
| 12 | 25 | 6 | 65 | 2.5 | ALLROUND | 1 | 21001032 | RBF 1225/6 ALLROUND |
| | | | | | ALLROUND HC-FEP | 1 | 21001056 | RBF 1225/6 ALLROUND HC-FEP |
| 16 | 30 | 6 | 70 | 3.6 | ALLROUND | 1 | 21001033 | RBF 1630/6 ALLROUND |

# TC burrs for high-performance applications
## ALLROUND cut for versatile use






### Oval shape TRE

Oval burr according to DIN 8032 for versatile, economical and time-saving use on steel and cast steel, stainless steel (INOX), non-ferrous metals and cast iron. Also available with wear-resistant HICOAT coating.

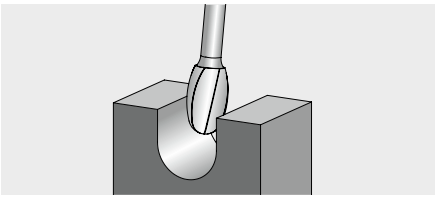

**Special features:**
- 30% higher stock removal rate when used on steel than conventional cross-cut burrs.
- Comfortable working thanks to reduced vibration and less noise.
- There is reduced wear on the tool drive due to impact-free work without chatter marks, thanks to the high concentricity.

| $d_1$ [mm] | $l_2$ [mm] | $d_2$ [mm] | $l_1$ [mm] | r [mm] | Cut | | Item no. | Designation |
|---|---|---|---|---|---|---|---|---|
| **Small tungsten carbide burrs** | | | | | | | | |
| 3 | 7 | 3 | 37 | 1.2 | ALLROUND | 1 | 21001079 | TRE 0307/3 ALLROUND |
| | | | | | ALLROUND HC-FEP | 1 | 21001105 | TRE 0307/3 ALLROUND HC-FEP |
| 6 | 10 | 3 | 40 | 2.8 | ALLROUND | 1 | 21001080 | TRE 0610/3 ALLROUND |
| | | | | | ALLROUND HC-FEP | 1 | 21001106 | TRE 0610/3 ALLROUND HC-FEP |
| **Tungsten carbide burrs** | | | | | | | | |
| 8 | 13 | 6 | 53 | 3.7 | ALLROUND | 1 | 21001039 | TRE 0813/6 ALLROUND |
| 10 | 16 | 6 | 56 | 4 | ALLROUND | 1 | 21001040 | TRE 1016/6 ALLROUND |
| | | | | | ALLROUND HC-FEP | 1 | 21001059 | TRE 1016/6 ALLROUND HC-FEP |
| 12 | 20 | 6 | 60 | 5 | ALLROUND | 1 | 21001041 | TRE 1220/6 ALLROUND |
| | | | | | ALLROUND HC-FEP | 1 | 21001060 | TRE 1220/6 ALLROUND HC-FEP |
| 16 | 25 | 6 | 65 | 6.5 | ALLROUND | 1 | 21001042 | TRE 1625/6 ALLROUND |




### Set 1412 ALLROUND

Set 1412 ALLROUND contains five versatile tungsten carbide burrs for use on important materials such as steel and cast steel, stainless steel (INOX), non-ferrous metals and cast iron in the most common shapes and dimensions.

**Contents:**
The set comprises one each of the following: ZYAS 1225/6 ALLROUND, KUD 1210/6 ALLROUND, WRC 1225/6 ALLROUND, SPG 1225/6 ALLROUND and RBF 1225/6 ALLROUND with a shank diameter of 6 mm, cut ALLROUND.

**Special features:**
- The sturdy plastic box protects the tools against dirt and damage.
- The burrs are secured at the shanks, facilitating the selection and withdrawal of the tools.
- Five further unused slots are available for other burrs.

| Cut | Contents [Piece] | Contents shank diameter [mm] | | Item no. | Designation |
|---|---|---|---|---|---|
| **Tungsten carbide burrs** | | | | | |
| ALLROUND | 5 | 6 | 1 | 21901412 | SET 1412 ALLROUND 5TLG |



## Set 1403 ALLROUND

Set 1403 ALLROUND contains three versatile small tungsten carbide burrs for use on important materials such as steel and cast steel, stainless steel (INOX), non-ferrous metals and cast iron in the most common shapes and dimensions.

**Contents:**
The set comprises one each of the following: ZYAS 0313/3 ALLROUND, WRC 0313/3 ALLROUND and RBF 0313/3 ALLROUND with a shank diameter of 3 mm, cut ALLROUND.

**Special features:**
- The sturdy plastic box protects the tools against dirt and damage.

| Cut | Contents [Piece] | Contents shank diameter [mm] | | Item no. | Designation |
|---|---|---|---|---|---|
| **Small tungsten carbide burrs** | | | | | |
| ALLROUND | 3 | 3 | 1 | 21901403 | SET 1403 ALLROUND 3TLG |



## Set 1404 ALLROUND

Set 1404 ALLROUND contains three versatile small tungsten carbide burrs for use on important materials such as steel and cast steel, stainless steel (INOX), non-ferrous metals and cast iron in the most common shapes and dimensions.

**Contents:**
The set comprises one each of the following: ZYAS 0613/3 ALLROUND, WRC 0613/3 ALLROUND and RBF 0613/3 ALLROUND with a shank diameter of 3 mm, cut ALLROUND.

**Special features:**
- The sturdy plastic box protects the tools against dirt and damage.

| Cut | Contents [Piece] | Contents shank diameter [mm] | | Item no. | Designation |
|---|---|---|---|---|---|
| **Small tungsten carbide burrs** | | | | | |
| ALLROUND | 3 | 3 | 1 | 21901404 | SET 1404 ALLROUND 3TLG |



## Set 1406 ALLROUND

Set 1406 ALLROUND contains three versatile tungsten carbide burrs for use on important materials such as steel and cast steel, stainless steel (INOX), non-ferrous metals and cast iron in the most common shapes and dimensions.

**Contents:**
The set comprises one each of the following: ZYAS 0616/6 ALLROUND, WRC 0616/6 ALLROUND and RBF 0618/6 ALLROUND with a shank diameter of 6 mm, cut ALLROUND.

**Special features:**
- The sturdy plastic box protects the tools against dirt and damage.

| Cut | Contents [Piece] | Contents shank diameter [mm] | | Item no. | Designation |
|---|---|---|---|---|---|
| **Tungsten carbide burrs** | | | | | |
| ALLROUND | 3 | 6 | 1 | 21901406 | SET 1406 ALLROUND 3TLG |



## Set 1406 ALLROUND HC-FEP

The 1406 ALLROUND HC-FEP set contains three versatile tungsten carbide burrs for use on important materials such as steel and cast steel, stainless steel (INOX), non-ferrous metals and cast iron in the most common shapes and dimensions.

**Contents:**
The set comprises one each of the following: ZYAS 0616/6 ALLROUND HC-FEP, WRC 0616/6 ALLROUND HC-FEP and RBF 0618/6 ALLROUND HC-FEP with a shank diameter of 6 mm, cut ALLROUND HC-FEP.

**Special features:**
- The sturdy plastic box protects the tools against dirt and damage.

| Cut | Contents [Piece] | Contents shank diameter [mm] | | Item no. | Designation |
|---|---|---|---|---|---|
| **Tungsten carbide burrs** | | | | | |
| ALLROUND HC-FEP | 3 | 6 | 1 | 21901405 | 1406 ALLROUND 3TLG HC-FEP |



## Set 1414 ALLROUND

Set 1414 ALLROUND contains three versatile tungsten carbide burrs for use on important materials such as steel and cast steel, stainless steel (INOX), non-ferrous metals and cast iron in the most common shapes and dimensions.

**Contents:**
The set comprises one each of the following: ZYAS 1225/6 ALLROUND, WRC 1225/6 ALLROUND and RBF 1225/6 ALLROUND with a shank diameter of 6 mm, cut ALLROUND.

**Special features:**
- The sturdy plastic box protects the tools against dirt and damage.

| Cut | Contents [Piece] | Contents shank diameter [mm] | | Item no. | Designation |
|---|---|---|---|---|---|
| **Tungsten carbide burrs** | | | | | |
| ALLROUND | 3 | 6 | 1 | 21901414 | SET 1414 ALLROUND 3TLG |



## Set 1414 ALLROUND HC-FEP

Set 1414 ALLROUND HC-FEP contains three versatile tungsten carbide burrs with high-quality HICOAT coating for use on important materials such as steel and cast steel, stainless steel (INOX), non-ferrous metals and cast iron in the most common shapes and dimensions.

**Contents:**
The set comprises one each of the following: ZYAS 1225/6 ALLROUND HC-FEP, WRC 1225/6 ALLROUND HC-FEP and RBF 1225/6 ALLROUND HC-FEP with a shank diameter of 6 mm, cut ALLROUND.

**Special features:**
- The sturdy plastic box protects the tools against dirt and damage.

| Cut | Contents [Piece] | Contents shank diameter [mm] | | Item no. | Designation |
|---|---|---|---|---|---|
| **Tungsten carbide burrs** | | | | | |
| ALLROUND HC-FEP | 3 | 6 | 1 | 21901415 | SET 1414 ALLROUND 3TLG HC-FEP |

# TC burrs for high-performance applications
## STEEL cut for steel and cast steel






### Cylindrical shape ZYA without end cut

Cylindrical burrs according to DIN 8032 for machining steel and cast steel. Tangibly more aggressive combined with good guidance, guaranteeing safe and precise work. Also available with wear-resistant HICOAT coating.

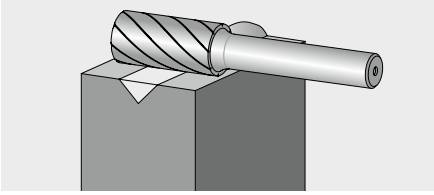

**Special features:**
- Up to 50% higher stock removal rate when used on steel and cast steel than conventional cross-cut burrs.
- Workpieces are protected through significantly lower thermal load.
- There is reduced wear on the tool drive due to impact-free work without chatter marks, thanks to the high concentricity.

| $d_1$ [mm] | $l_2$ [mm] | $d_2$ [mm] | $l_1$ [mm] | Cut | | Item no. | Designation |
|---|---|---|---|---|---|---|---|
| **Tungsten carbide burrs** | | | | | | | |
| 6 | 16 | 6 | 55 | STEEL | 1 | 21101687 | ZYA 0616/6 STEEL |
| 8 | 20 | 6 | 60 | STEEL | 1 | 21101787 | ZYA 0820/6 STEEL |
| 10 | 20 | 6 | 60 | STEEL | 1 | 21102187 | ZYA 1020/6 STEEL |
| | | | | STEEL HC-FEP | 1 | 21102190 | ZYA 1020/6 STEEL HC-FEP |
| 12 | 25 | 6 | 65 | STEEL | 1 | 21101987 | ZYA 1225/6 STEEL |
| | | | | STEEL HC-FEP | 1 | 21101990 | ZYA 1225/6 STEEL HC-FEP |
| 16 | 25 | 6 | 65 | STEEL | 1 | 21102037 | ZYA 1625/6 STEEL |

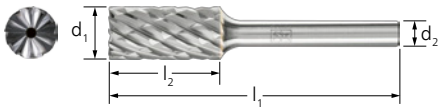


### Cylindrical shape ZYAS with end cut

Cylindrical burr according to DIN 8032 with circumferential and end cut for machining steel and cast steel. Tangibly more aggressive combined with good guidance, guaranteeing safe and precise work. Also available with wear-resistant HICOAT coating.

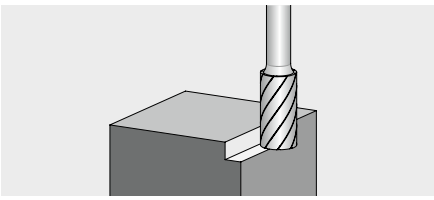

**Special features:**
- Up to 50% higher stock removal rate when used on steel and cast steel than conventional cross-cut burrs.
- Workpieces are protected through significantly lower thermal load.
- There is reduced wear on the tool drive due to impact-free work without chatter marks, thanks to the high concentricity.

| $d_1$ [mm] | $l_2$ [mm] | $d_2$ [mm] | $l_1$ [mm] | Cut | | Item no. | Designation |
|---|---|---|---|---|---|---|---|
| **Tungsten carbide burrs** | | | | | | | |
| 6 | 16 | 6 | 55 | STEEL | 1 | 21100287 | ZYAS 0616/6 STEEL |
| | | | | STEEL HC-FEP | 1 | 21100288 | ZYAS 0616/6 STEEL HC-FEP |
| 8 | 20 | 6 | 60 | STEEL | 1 | 21100387 | ZYAS 0820/6 STEEL |
| 10 | 20 | 6 | 60 | STEEL | 1 | 21100487 | ZYAS 1020/6 STEEL |
| | | | | STEEL HC-FEP | 1 | 21100490 | ZYAS 1020/6 STEEL HC-FEP |
| 12 | 25 | 6 | 65 | STEEL | 1 | 21100587 | ZYAS 1225/6 STEEL |
| | | | | STEEL HC-FEP | 1 | 21100590 | ZYAS 1225/6 STEEL HC-FEP |
| 16 | 25 | 6 | 65 | STEEL | 1 | 21100687 | ZYAS 1625/6 STEEL |
| **Tungsten carbide burrs with long shanks, shank length SL (long steel shank)** | | | | | | | |
| 8 | 20 | 6 | 170 | STEEL | 1 | *21100327* | ZYAS 0820/6 STEEL SL 150 |
| 10 | 20 | 6 | 170 | STEEL | 1 | 21100727 | ZYAS 1020/6 STEEL SL 150 |
| 12 | 25 | 6 | 175 | STEEL | 1 | 21100527 | ZYAS 1225/6 STEEL SL 150 |



*Discontinued product*

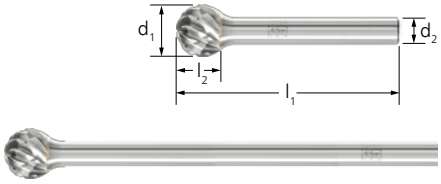


## Ball shape KUD

Ball-shaped burr according to DIN 8032 for machining steel and cast steel. Tangibly more aggressive combined with good guidance, guaranteeing safe and precise work. Also available with wear-resistant HICOAT coating.

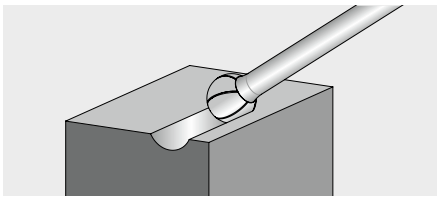

**Special features:**
- Up to 50% higher stock removal rate when used on steel and cast steel than conventional cross-cut burrs.
- Workpieces are protected through significantly lower thermal load.
- There is reduced wear on the tool drive due to impact-free work without chatter marks, thanks to the high concentricity.

| $d_1$ [mm] | $l_2$ [mm] | $d_2$ [mm] | $l_1$ [mm] | Cut | | Item no. | Designation |
|---|---|---|---|---|---|---|---|
| **Tungsten carbide burrs** | | | | | | | |
| 6 | 5 | 6 | 45 | STEEL | 1 | 21112587 | KUD 0605/6 STEEL |
| 8 | 7 | 6 | 47 | STEEL | 1 | 21112687 | KUD 0807/6 STEEL |
| 10 | 9 | 6 | 49 | STEEL | 1 | 21112787 | KUD 1009/6 STEEL |
| | | | | STEEL HC-FEP | 1 | 21112790 | KUD 1009/6 STEEL HC-FEP |
| 12 | 10 | 6 | 51 | STEEL | 1 | 21112887 | KUD 1210/6 STEEL |
| | | | | STEEL HC-FEP | 1 | 21112890 | KUD 1210/6 STEEL HC-FEP |
| 16 | 14 | 6 | 54 | STEEL | 1 | 21112987 | KUD 1614/6 STEEL |

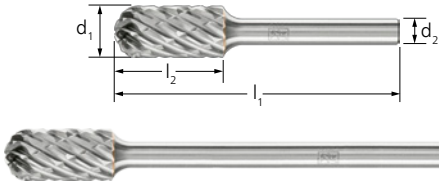


## Cylindrical shape with radius end WRC

Cylindrical burr with radius end according to DIN 8032 for machining steel and cast steel. Tangibly more aggressive combined with good guidance, guaranteeing safe and precise work. Also available with wear-resistant HICOAT coating.

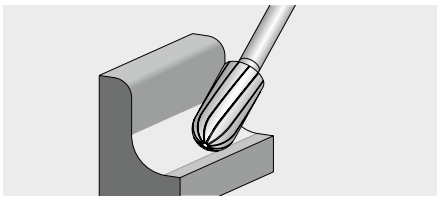

**Special features:**
- Up to 50% higher stock removal rate when used on steel and cast steel than conventional cross-cut burrs.
- Workpieces are protected through significantly lower thermal load.
- There is reduced wear on the tool drive due to impact-free work without chatter marks, thanks to the high concentricity.

| $d_1$ [mm] | $l_2$ [mm] | $d_2$ [mm] | $l_1$ [mm] | Cut | | Item no. | Designation |
|---|---|---|---|---|---|---|---|
| **Tungsten carbide burrs** | | | | | | | |
| 6 | 16 | 6 | 55 | STEEL | 1 | 21105087 | WRC 0616/6 STEEL |
| | | | | STEEL HC-FEP | 1 | 21105088 | WRC 0616/6 STEEL HC-FEP |
| 8 | 20 | 6 | 60 | STEEL | 1 | 21105187 | WRC 0820/6 STEEL |
| 10 | 20 | 6 | 60 | STEEL | 1 | 21105287 | WRC 1020/6 STEEL |
| | | | | STEEL HC-FEP | 1 | 21105290 | WRC 1020/6 STEEL HC-FEP |
| 12 | 25 | 6 | 65 | STEEL | 1 | 21105387 | WRC 1225/6 STEEL |
| | | | | STEEL HC-FEP | 1 | 21105390 | WRC 1225/6 STEEL HC-FEP |
| 16 | 25 | 6 | 65 | STEEL | 1 | 21105487 | WRC 1625/6 STEEL |
| **Tungsten carbide burrs with long shanks, shank length SL (long steel shank)** | | | | | | | |
| 10 | 20 | 6 | 170 | STEEL | 1 | *21105286* | WRC 1020/6 STEEL SL 150 |

*Discontinued product*

# TC burrs for high-performance applications
## STEEL cut for steel and cast steel



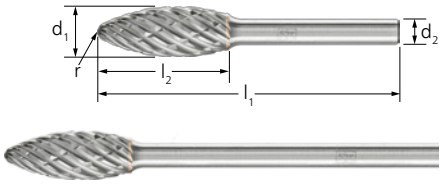


### Flame-shaped B

Flame-shaped burr according to ISO 7755/8 for machining steel and cast steel. Tangibly more aggressive combined with good guidance, guaranteeing safe and precise work. Also available with wear-resistant HICOAT coating.

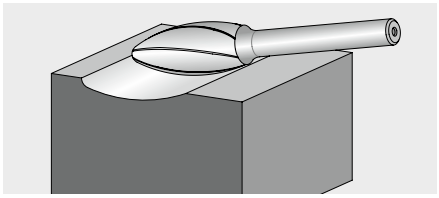

**Special features:**
- Up to 50% higher stock removal rate when used on steel and cast steel than conventional cross-cut burrs.
- Workpieces are protected through significantly lower thermal load.
- There is reduced wear on the tool drive due to impact-free work without chatter marks, thanks to the high concentricity.

| $d_1$ [mm] | $l_2$ [mm] | $d_2$ [mm] | $l_1$ [mm] | r [mm] | Cut | | Item no. | Designation |
|---|---|---|---|---|---|---|---|---|
| **Tungsten carbide burrs** | | | | | | | | |
| 8 | 20 | 6 | 60 | 1.5 | STEEL | 1 | 21103187 | B 0820/6 STEEL |
| 10 | 25 | 6 | 65 | 1.7 | STEEL | 1 | 21103286 | B 1025/6 STEEL |
| | | | | | STEEL HC-FEP | 1 | 21103290 | B 1025/6 STEEL HC-FEP |
| 12 | 30 | 6 | 70 | 2.1 | STEEL | 1 | 21103387 | B 1230/6 STEEL |
| | | | | | STEEL HC-FEP | 1 | 21103390 | B 1230/6 STEEL HC-FEP |
| 16 | 35 | 6 | 75 | 2.6 | STEEL | 1 | 21103436 | B 1635/6 STEEL |

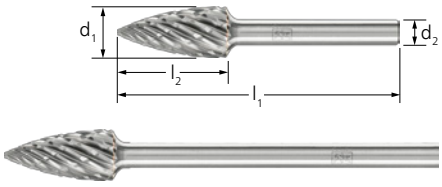


### Pointed tree shape SPG

Pointed tree-shaped burr according to DIN 8032 with flattened tip for machining steel and cast steel. Tangibly more aggressive combined with good guidance, guaranteeing safe and precise work. Also available with wear-resistant HICOAT coating.

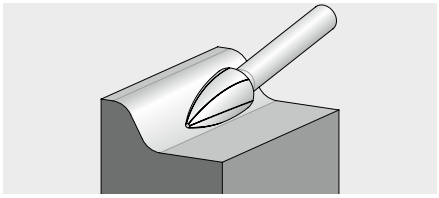

**Special features:**
- Up to 50% higher stock removal rate when used on steel and cast steel than conventional cross-cut burrs.
- Workpieces are protected through significantly lower thermal load.
- There is reduced wear on the tool drive due to impact-free work without chatter marks, thanks to the high concentricity.

| $d_1$ [mm] | $l_2$ [mm] | $d_2$ [mm] | $l_1$ [mm] | Cut | | Item no. | Designation |
|---|---|---|---|---|---|---|---|
| **Tungsten carbide burrs** | | | | | | | |
| 6 | 18 | 6 | 55 | STEEL | 1 | 21122587 | SPG 0618/6 STEEL |
| 8 | 20 | 6 | 60 | STEEL | 1 | 21122588 | SPG 0820/6 STEEL |
| 10 | 20 | 6 | 60 | STEEL | 1 | 21122687 | SPG 1020/6 STEEL |
| | | | | STEEL HC-FEP | 1 | 21122690 | SPG 1020/6 STEEL HC-FEP |
| 12 | 25 | 6 | 65 | STEEL | 1 | 21122787 | SPG 1225/6 STEEL |
| | | | | STEEL HC-FEP | 1 | 21122790 | SPG 1225/6 STEEL HC-FEP |
| 16 | 30 | 6 | 70 | STEEL | 1 | *21122887* | SPG 1630/6 STEEL |



*Discontinued product*

# TC burrs for high-performance applications
## STEEL cut for steel and cast steel



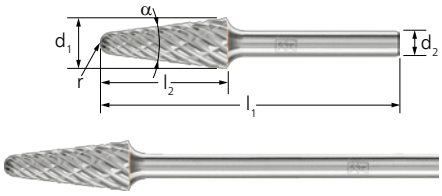


### Conical shape with radius end KEL

Conical burr with round radius end according to DIN 8032 for machining steel and cast steel. Tangibly more aggressive combined with good guidance, guaranteeing safe and precise work. Also available with wear-resistant HICOAT coating.

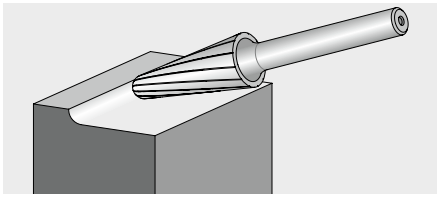

**Special features:**
- Up to 50% higher stock removal rate when used on steel and cast steel than conventional cross-cut burrs.
- Workpieces are protected through significantly lower thermal load.
- There is reduced wear on the tool drive due to impact-free work without chatter marks, thanks to the high concentricity.

| $d_1$ [mm] | $l_2$ [mm] | $d_2$ [mm] | $l_1$ [mm] | α [°] | r [mm] | Cut | | Item no. | Designation |
|---|---|---|---|---|---|---|---|---|---|
| **Tungsten carbide burrs** | | | | | | | | | |
| 10 | 20 | 6 | 60 | 14 | 2.9 | STEEL | 1 | 21125087 | KEL 1020/6 STEEL |
| | | | | | | STEEL HC-FEP | 1 | 21125090 | KEL 1020/6 STEEL HC-FEP |
| 12 | 30 | 6 | 70 | 14 | 2.6 | STEEL | 1 | 21125287 | KEL 1230/6 STEEL |
| | | | | | | STEEL HC-FEP | 1 | 21125290 | KEL 1230/6 STEEL HC-FEP |
| 16 | 30 | 6 | 70 | 14 | 4.8 | STEEL | 1 | 21125387 | KEL 1630/6 STEEL |
| **Tungsten carbide burrs with long shanks, shank length SL (long steel shank)** | | | | | | | | | |
| 10 | 20 | 6 | 170 | 14 | 2.9 | STEEL | 1 | *21125089* | KEL 1020/6 STEEL SL 150 |
| 12 | 30 | 6 | 180 | 14 | 2.6 | STEEL | 1 | *21125289* | KEL 1230/6 STEEL SL 150 |

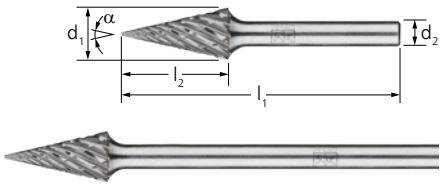


### Conical pointed shape SKM

Conical pointed burr according to DIN 8032 with flattened tip for machining steel and cast steel. Tangibly more aggressive combined with good guidance, guaranteeing safe and precise work. Also available with wear-resistant HICOAT coating.

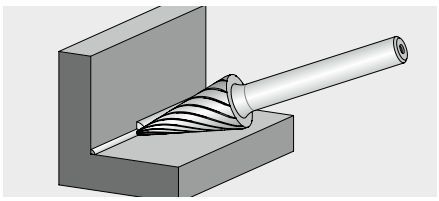

**Special features:**
- Up to 50% higher stock removal rate when used on steel and cast steel than conventional cross-cut burrs.
- Workpieces are protected through significantly lower thermal load.
- There is reduced wear on the tool drive due to impact-free work without chatter marks, thanks to the high concentricity.

| $d_1$ [mm] | $l_2$ [mm] | $d_2$ [mm] | $l_1$ [mm] | α [°] | Cut | | Item no. | Designation |
|---|---|---|---|---|---|---|---|---|
| **Tungsten carbide burrs** | | | | | | | | |
| 6 | 18 | 6 | 55 | 18 | STEEL | 1 | *21115077* | SKM 0618/6 STEEL |
| 8 | 20 | 6 | 60 | 22 | STEEL | 1 | 21115087 | SKM 0820/6 STEEL |
| 10 | 20 | 6 | 60 | 28 | STEEL | 1 | 21115187 | SKM 1020/6 STEEL |
| | | | | | STEEL HC-FEP | 1 | 21115190 | SKM 1020/6 STEEL HC-FEP |
| 12 | 25 | 6 | 65 | 26 | STEEL | 1 | 21115287 | SKM 1225/6 STEEL |
| | | | | | STEEL HC-FEP | 1 | 21115290 | SKM 1225/6 STEEL HC-FEP |

*Discontinued product*

# TC burrs for high-performance applications
## STEEL cut for steel and cast steel

PFERD TOOLS



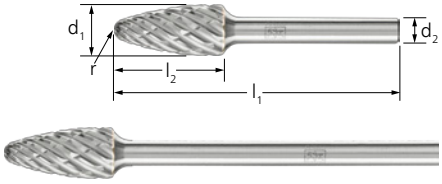


### Tree shape with radius end RBF

Tree-shaped burr with radius end according to DIN 8032 for machining steel and cast steel. Tangibly more aggressive combined with good guidance, guaranteeing safe and precise work. Also available with wear-resistant HICOAT coating.

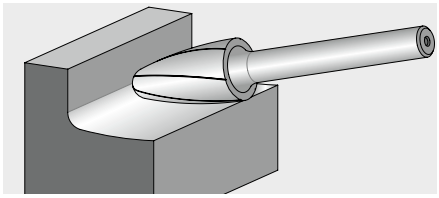

**Special features:**
- Up to 50% higher stock removal rate when used on steel and cast steel than conventional cross-cut burrs.
- Workpieces are protected through significantly lower thermal load.
- There is reduced wear on the tool drive due to impact-free work without chatter marks, thanks to the high concentricity.

| $d_1$ [mm] | $l_2$ [mm] | $d_2$ [mm] | $l_1$ [mm] | r [mm] | Cut | | Item no. | Designation |
|---|---|---|---|---|---|---|---|---|
| **Tungsten carbide burrs** | | | | | | | | |
| 6 | 18 | 6 | 55 | 1.5 | STEEL | 1 | 21117387 | RBF 0618/6 STEEL |
| | | | | | STEEL HC-FEP | 1 | 21117388 | RBF 0618/6 STEEL HC-FEP |
| 8 | 20 | 6 | 60 | 1.2 | STEEL | 1 | 21117687 | RBF 0820/6 STEEL |
| 10 | 20 | 6 | 60 | 2.5 | STEEL | 1 | 21117787 | RBF 1020/6 STEEL |
| | | | | | STEEL HC-FEP | 1 | 21117790 | RBF 1020/6 STEEL HC-FEP |
| 12 | 25 | 6 | 65 | 2.5 | STEEL | 1 | 21117887 | RBF 1225/6 STEEL |
| | | | | | STEEL HC-FEP | 1 | 21117890 | RBF 1225/6 STEEL HC-FEP |
| 16 | 30 | 6 | 70 | 3.6 | STEEL | 1 | 21117987 | RBF 1630/6 STEEL |

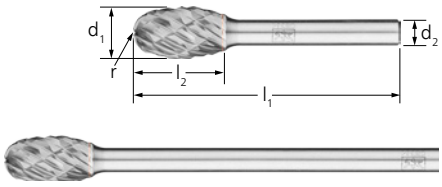


### Oval shape TRE

Oval burr according to DIN 8032 for machining steel and cast steel. Tangibly more aggressive combined with good guidance, guaranteeing safe and precise work. Also available with wear-resistant HICOAT coating.

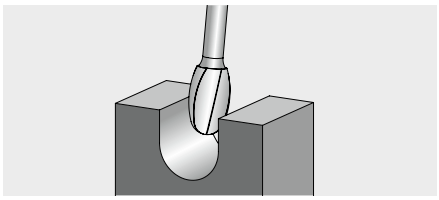

**Special features:**
- Up to 50% higher stock removal rate when used on steel and cast steel than conventional cross-cut burrs.
- Workpieces are protected through significantly lower thermal load.
- There is reduced wear on the tool drive due to impact-free work without chatter marks, thanks to the high concentricity.

| $d_1$ [mm] | $l_2$ [mm] | $d_2$ [mm] | $l_1$ [mm] | r [mm] | Cut | | Item no. | Designation |
|---|---|---|---|---|---|---|---|---|
| **Tungsten carbide burrs** | | | | | | | | |
| 8 | 13 | 6 | 53 | 3.7 | STEEL | 1 | *21135087* | TRE 0813/6 STEEL |
| 10 | 16 | 6 | 56 | 4 | STEEL HC-FEP | 1 | 21134990 | TRE 1016/6 STEEL HC-FEP |
| 12 | 20 | 6 | 60 | 5 | STEEL | 1 | *21135187* | TRE 1220/6 STEEL |
| | | | | | STEEL HC-FEP | 1 | 21135190 | TRE 1220/6 STEEL HC-FEP |
| 16 | 25 | 6 | 65 | 6.5 | STEEL | 1 | 21135287 | TRE 1625/6 STEEL |
| **Tungsten carbide burrs with long shanks, shank length SL (long steel shank)** | | | | | | | | |
| 10 | 16 | 6 | 160 | 4 | STEEL | 1 | *21134988* | TRE 1016/6 STEEL SL 150 |
| 12 | 20 | 6 | 170 | 5 | STEEL | 1 | *21135189* | TRE 1220/6 STEEL SL 150 |



*Discontinued product*

# TC burrs for high-performance applications
## STEEL cut for steel and cast steel






### Set 1812 STEEL

Set 1812 STEEL contains five tungsten carbide burrs for processing steel and cast steel in the most common shapes and dimensions.

**Contents:**
The set comprises one each of the following: ZYA 1225/6 STEEL, KUD 1210/6 STEEL, WRC 1225/6 STEEL, SPG 1225/6 STEEL and RBF 1225/6 STEEL with a shank diameter of 6 mm, cut STEEL.

**Special features:**
- The sturdy plastic box protects the tools against dirt and damage.
- The burrs are secured at the shanks, facilitating the selection and withdrawal of the tools.
- Five further slots are available for other burrs.

| Cut | Contents [Piece] | Contents shank diameter [mm] | | Item no. | Designation |
|---|---|---|---|---|---|
| **Tungsten carbide burrs** | | | | | |
| STEEL | 5 | 6 | 1 | 21901812 | SET 1812 STEEL 5TLG |




### Set 1806 STEEL

Set 1806 STEEL contains three tungsten carbide burrs for processing steel and cast steel in the most common shapes and dimensions.

**Contents:**
The set comprises one each of the following: ZYAS 0616/6 STEEL, WRC 0616/6 STEEL and RBF 0618/6 STEEL with a shank diameter of 6 mm, cut STEEL.

**Special features:**
- The sturdy plastic box protects the tools against dirt and damage.

| Cut | Contents [Piece] | Contents shank diameter [mm] | | Item no. | Designation |
|---|---|---|---|---|---|
| **Tungsten carbide burrs** | | | | | |
| STEEL | 3 | 6 | 1 | 21901806 | SET 1806 STEEL 3TLG |




### Set 1806 STEEL HC-FEP

The 1806 STEEL HC-FEP set contains three tungsten carbide burrs for processing steel and cast steel in the most common shapes and dimensions.

**Contents:**
The set comprises one each of the following: ZYAS 0616/6 STEEL HC-FEP, WRC 0616/6 STEEL HC-FEP and RBF 0618/6 STEEL HC-FEP with a shank diameter of 6 mm, cut STEEL HC-FEP.

**Special features:**
- The sturdy plastic box protects the tools against dirt and damage.

| Cut | Contents [Piece] | Contents shank diameter [mm] | | Item no. | Designation |
|---|---|---|---|---|---|
| **Tungsten carbide burrs** | | | | | |
| STEEL HC-FEP | 3 | 6 | 1 | 21901805 | 1806 STEEL 3TLG HC-FEP |



## Set 1807 STEEL HC-FEP

The 1807 STEEL HC-FEP set contains three tungsten carbide burrs for processing steel and cast steel in the most common shapes and dimensions.

**Contents:**
The set comprises one each of the following: ZYAS 1225/6 STEEL HC-FEP, WRC 1225/6 STEEL HC-FEP and RBF 1225/6 STEEL HC-FEP with a shank diameter of 6 mm, cut STEEL HC-FEP.

**Special features:**
- The sturdy plastic box protects the tools against dirt and damage.

| Cut | Contents [Piece] | Contents shank diameter [mm] | | Item no. | Designation |
|---|---|---|---|---|---|
| **Tungsten carbide burrs** | | | | | |
| STEEL HC-FEP | 3 | 6 | 1 | 21901808 | 1807 STEEL 3TLG HC-FEP |



## Set 1807 STEEL

Set 1807 STEEL contains three tungsten carbide burrs for processing steel and cast steel in the most common shapes and dimensions.

**Contents:**
The set comprises one each of the following: ZYAS 1225/6 STEEL, WRC 1225/6 STEEL and RBF 1225/6 STEEL with a shank diameter of 6 mm, cut STEEL.

**Special features:**
- The sturdy plastic box protects the tools against dirt and damage.

| Cut | Contents [Piece] | Contents shank diameter [mm] | | Item no. | Designation |
|---|---|---|---|---|---|
| **Tungsten carbide burrs** | | | | | |
| STEEL | 3 | 6 | 1 | 21901807 | SET 1807 STEEL 3TLG |

# TC burrs for high-performance applications
## INOX cut for stainless steel (INOX)






### Cylindrical shape ZYA without end cut

Cylindrical burrs according to DIN 8032 for machining stainless steel (INOX). The cut impresses with an extremely high stock removal rate and long tool life as well as much lower vibration than comparable cross cuts. Also available with wear-resistant HICOAT coating.

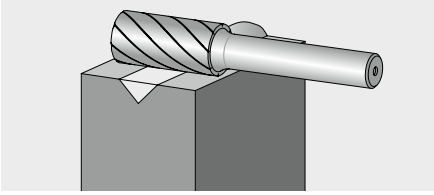

**Special features:**
- Achieves high surface qualities through optimum chip formation.
- Prevents heat discolouration in the material due to reduced heat production.
- There is reduced wear on the tool drive due to impact-free work without chatter marks, thanks to the high concentricity.

| $d_1$ [mm] | $l_2$ [mm] | $d_2$ [mm] | $l_1$ [mm] | Cut | | Item no. | Designation |
|---|---|---|---|---|---|---|---|
| **Small tungsten carbide burrs** | | | | | | | |
| 3 | 13 | 3 | 43 | INOX | 1 | 21201282 | ZYA 0313/3 INOX |
| 6 | 13 | 3 | 43 | INOX | 1 | 21201482 | ZYA 0613/3 INOX |
| **Tungsten carbide burrs** | | | | | | | |
| 6 | 16 | 6 | 55 | INOX | 1 | 21101682 | ZYA 0616/6 INOX |
| 8 | 20 | 6 | 60 | INOX | 1 | 21101782 | ZYA 0820/6 INOX |
| 10 | 20 | 6 | 60 | INOX | 1 | 21102182 | ZYA 1020/6 INOX |
| | | | | INOX HC-STS | 1 | 21102181 | ZYA 1020/6 INOX HC-STS |
| 12 | 25 | 6 | 65 | INOX | 1 | 21101982 | ZYA 1225/6 INOX |
| | | | | INOX HC-STS | 1 | 21101981 | ZYA 1225/6 INOX HC-STS |

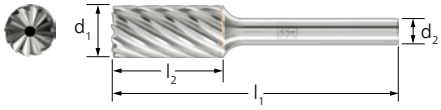


### Cylindrical shape ZYAS with end cut

Cylindrical burr according to DIN 8032 with circumferential and end cut for machining stainless steel (INOX). The cut impresses with an extremely high stock removal rate and long tool life as well as much lower vibration than comparable cross cuts. Also available with wear-resistant HICOAT coating.

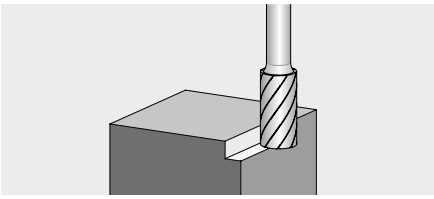

**Special features:**
- Achieves high surface qualities through optimum chip formation.
- Prevents heat discolouration in the material due to reduced heat production.
- There is reduced wear on the tool drive due to impact-free work without chatter marks, thanks to the high concentricity.

| $d_1$ [mm] | $l_2$ [mm] | $d_2$ [mm] | $l_1$ [mm] | Cut | | Item no. | Designation |
|---|---|---|---|---|---|---|---|
| **Small tungsten carbide burrs** | | | | | | | |
| 3 | 13 | 3 | 43 | INOX | 1 | 21200282 | ZYAS 0313/3 INOX |
| 6 | 13 | 3 | 43 | INOX | 1 | 21200482 | ZYAS 0613/3 INOX |
| **Tungsten carbide burrs** | | | | | | | |
| 6 | 16 | 6 | 55 | INOX | 1 | 21100282 | ZYAS 0616/6 INOX |
| | | | | INOX HC-STS | 1 | 21100281 | ZYAS 0616/6 INOX HC-STS |
| 12 | 25 | 6 | 65 | INOX | 1 | 21100582 | ZYAS 1225/6 INOX |
| | | | | INOX HC-STS | 1 | 21100581 | ZYAS 1225/6 INOX HC-STS |

# TC burrs for high-performance applications
## INOX cut for stainless steel (INOX)






### Ball shape KUD

Ball-shaped burr according to DIN 8032 for machining stainless steel (INOX). The cut impresses with an extremely high stock removal rate and long tool life as well as much lower vibration than comparable cross cuts. Also available with wear-resistant HICOAT coating.

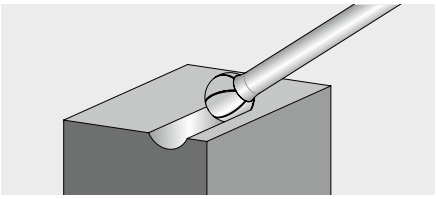

**Special features:**
- Achieves high surface qualities through optimum chip formation.
- Prevents heat discolouration in the material due to reduced heat production.
- There is reduced wear on the tool drive due to impact-free work without chatter marks, thanks to the high concentricity.

| $d_1$ [mm] | $l_2$ [mm] | $d_2$ [mm] | $l_1$ [mm] | Cut | | Item no. | Designation |
|---|---|---|---|---|---|---|---|
| **Small tungsten carbide burrs** | | | | | | | |
| 3 | 2 | 3 | 33 | INOX | 1 | 21211082 | KUD 0302/3 INOX |
| 4 | 3 | 3 | 34 | INOX | 1 | 21212582 | KUD 0403/3 INOX |
| 5 | 4 | 3 | 35 | INOX | 1 | 21212682 | KUD 0504/3 INOX |
| 6 | 5 | 3 | 35 | INOX | 1 | 21213082 | KUD 0605/3 INOX |
| **Tungsten carbide burrs** | | | | | | | |
| 6 | 5 | 6 | 45 | INOX | 1 | 21112582 | KUD 0605/6 INOX |
| 8 | 7 | 6 | 47 | INOX | 1 | 21112682 | KUD 0807/6 INOX |
| 10 | 9 | 6 | 49 | INOX | 1 | 21112782 | KUD 1009/6 INOX |
| | | | | INOX HC-STS | 1 | 21112781 | KUD 1009/6 INOX HC-STS |
| 12 | 10 | 6 | 51 | INOX | 1 | 21112882 | KUD 1210/6 INOX |
| | | | | INOX HC-STS | 1 | 21112881 | KUD 1210/6 INOX HC-STS |




### Cylindrical shape with radius end WRC

Cylindrical burr with radius end according to DIN 8032 for machining stainless steel (INOX). The cut impresses with an extremely high stock removal rate and long tool life as well as much lower vibration than comparable cross cuts. Also available with wear-resistant HICOAT coating.

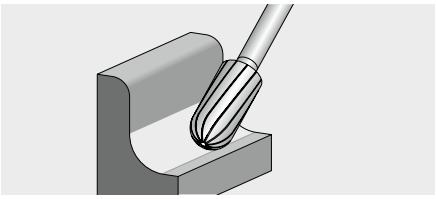

**Special features:**
- Achieves high surface qualities through optimum chip formation.
- Prevents heat discolouration in the material due to reduced heat production.
- There is reduced wear on the tool drive due to impact-free work without chatter marks, thanks to the high concentricity.

| $d_1$ [mm] | $l_2$ [mm] | $d_2$ [mm] | $l_1$ [mm] | Cut | | Item no. | Designation |
|---|---|---|---|---|---|---|---|
| **Small tungsten carbide burrs** | | | | | | | |
| 3 | 13 | 3 | 43 | INOX | 1 | 21205182 | WRC 0313/3 INOX |
| 6 | 13 | 3 | 43 | INOX | 1 | 21205282 | WRC 0613/3 INOX |
| **Tungsten carbide burrs** | | | | | | | |
| 6 | 16 | 6 | 55 | INOX | 1 | 21105082 | WRC 0616/6 INOX |
| | | | | INOX HC-STS | 1 | 21105081 | WRC 0616/6 INOX HC-STS |
| 8 | 20 | 6 | 60 | INOX | 1 | 21105182 | WRC 0820/6 INOX |
| 10 | 20 | 6 | 60 | INOX | 1 | 21105282 | WRC 1020/6 INOX |
| | | | | INOX HC-STS | 1 | 21105281 | WRC 1020/6 INOX HC-STS |
| 12 | 25 | 6 | 65 | INOX | 1 | 21105382 | WRC 1225/6 INOX |
| | | | | INOX HC-STS | 1 | 21105381 | WRC 1225/6 INOX HC-STS |

# TC burrs for high-performance applications
## INOX cut for stainless steel (INOX)






### Flame-shaped B

Flame-shaped burr according to ISO 7755/8 for machining stainless steel (INOX). The cut impresses with an extremely high stock removal rate and long tool life as well as much lower vibration than comparable cross cuts. Also available with wear-resistant HICOAT coating.

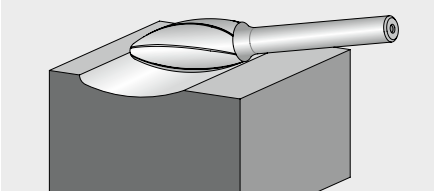

**Special features:**
- Achieves high surface qualities through optimum chip formation.
- Prevents heat discolouration in the material due to reduced heat production.
- There is reduced wear on the tool drive due to impact-free work without chatter marks, thanks to the high concentricity.

| $d_1$ [mm] | $l_2$ [mm] | $d_2$ [mm] | $l_1$ [mm] | r [mm] | Cut | | Item no. | Designation |
|---|---|---|---|---|---|---|---|---|
| **Tungsten carbide burrs** | | | | | | | | |
| 8 | 20 | 6 | 60 | 1.5 | INOX | 1 | 21103182 | B 0820/6 INOX |
| 10 | 25 | 6 | 65 | 1.7 | INOX | 1 | 21103282 | B 1025/6 INOX |
| | | | | | INOX HC-STS | 1 | 21103281 | B 1025/6 INOX HC-STS |
| 12 | 30 | 6 | 70 | 2.1 | INOX | 1 | 21103382 | B 1230/6 INOX |
| | | | | | INOX HC-STS | 1 | 21103381 | B 1230/6 INOX HC-STS |




### Pointed tree shape SPG

Pointed tree-shaped burr according to DIN 8032 with flattened tip for machining stainless steel (INOX). The cut impresses with an extremely high stock removal rate and long tool life as well as much lower vibration than comparable cross cuts. Also available with wear-resistant HICOAT coating.

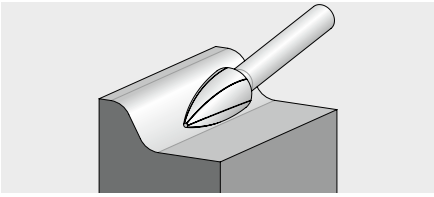

**Special features:**
- Achieves high surface qualities through optimum chip formation.
- Prevents heat discolouration in the material due to reduced heat production.
- There is reduced wear on the tool drive due to impact-free work without chatter marks, thanks to the high concentricity.

| $d_1$ [mm] | $l_2$ [mm] | $d_2$ [mm] | $l_1$ [mm] | Cut | | Item no. | Designation |
|---|---|---|---|---|---|---|---|
| **Small tungsten carbide burrs** | | | | | | | |
| 3 | 7 | 3 | 37 | INOX | 1 | 21222582 | SPG 0307/3 INOX |
| | 13 | 3 | 43 | INOX | 1 | 21222682 | SPG 0313/3 INOX |
| 6 | 13 | 3 | 43 | INOX | 1 | 21222782 | SPG 0613/3 INOX |
| **Tungsten carbide burrs** | | | | | | | |
| 6 | 18 | 6 | 55 | INOX | 1 | 21122582 | SPG 0618/6 INOX |
| 8 | 20 | 6 | 60 | INOX | 1 | 21122592 | SPG 0820/6 INOX |
| 10 | 20 | 6 | 60 | INOX | 1 | 21122682 | SPG 1020/6 INOX |
| | | | | INOX HC-STS | 1 | 21122681 | SPG 1020/6 INOX HC-STS |
| 12 | 25 | 6 | 65 | INOX | 1 | 21122782 | SPG 1225/6 INOX |
| | | | | INOX HC-STS | 1 | 21122780 | SPG 1225/6 INOX HC-STS |

# TC burrs for high-performance applications
## INOX cut for stainless steel (INOX)






### Tree shape with radius end RBF

Tree-shaped burr with radius end according to DIN 8032 for machining stainless steel (INOX). The cut impresses with an extremely high stock removal rate and long tool life as well as much lower vibration than comparable cross cuts. Also available with wear-resistant HICOAT coating.

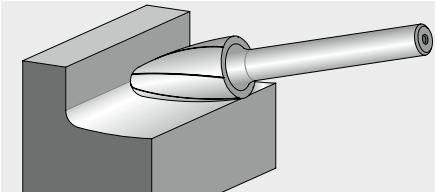

**Special features:**
- Achieves high surface qualities through optimum chip formation.
- Prevents heat discolouration in the material due to reduced heat production.
- There is reduced wear on the tool drive due to impact-free work without chatter marks, thanks to the high concentricity.

| $d_1$ [mm] | $l_2$ [mm] | $d_2$ [mm] | $l_1$ [mm] | r [mm] | Cut | | Item no. | Designation |
|---|---|---|---|---|---|---|---|---|
| **Small tungsten carbide burrs** | | | | | | | | |
| 3 | 13 | 3 | 43 | 0.75 | INOX | 1 | 21218132 | RBF 0313/3 INOX |
| 6 | 13 | 3 | 43 | 1.5 | INOX | 1 | 21230082 | RBF 0613/3 INOX |
| **Tungsten carbide burrs** | | | | | | | | |
| 6 | 18 | 6 | 55 | 1.5 | INOX | 1 | 21117382 | RBF 0618/6 INOX |
| | | | | | INOX HC-STS | 1 | 21117381 | RBF 0618/6 INOX HC-STS |
| 8 | 20 | 6 | 60 | 1.2 | INOX | 1 | 21117682 | RBF 0820/6 INOX |
| 10 | 20 | 6 | 60 | 2.5 | INOX | 1 | 21117782 | RBF 1020/6 INOX |
| | | | | | INOX HC-STS | 1 | 21117781 | RBF 1020/6 INOX HC-STS |
| 12 | 25 | 6 | 65 | 2.5 | INOX | 1 | 21117882 | RBF 1225/6 INOX |
| | | | | | INOX HC-STS | 1 | 21117881 | RBF 1225/6 INOX HC-STS |




### Oval shape TRE

Oval burr according to DIN 8032 for machining stainless steel (INOX). The cut impresses with an extremely high stock removal rate and long tool life as well as much lower vibration than comparable cross cuts. Also available with wear-resistant HICOAT coating.

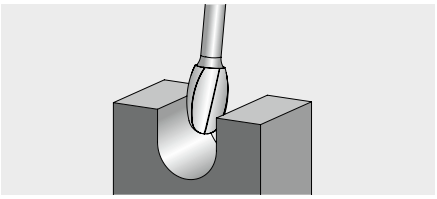

**Special features:**
- Achieves high surface qualities through optimum chip formation.
- Prevents heat discolouration in the material due to reduced heat production.
- There is reduced wear on the tool drive due to impact-free work without chatter marks, thanks to the high concentricity.

| $d_1$ [mm] | $l_2$ [mm] | $d_2$ [mm] | $l_1$ [mm] | r [mm] | Cut | | Item no. | Designation |
|---|---|---|---|---|---|---|---|---|
| **Tungsten carbide burrs** | | | | | | | | |
| 8 | 13 | 6 | 53 | 3.7 | INOX | 1 | 21135082 | TRE 0813/6 INOX |
| 10 | 16 | 6 | 56 | 4 | INOX | 1 | 21134982 | TRE 1016/6 INOX |
| | | | | | INOX HC-STS | 1 | 21134981 | TRE 1016/6 INOX HC-STS |
| 12 | 20 | 6 | 60 | 5 | INOX | 1 | 21135182 | TRE 1220/6 INOX |
| | | | | | INOX HC-STS | 1 | 21135181 | TRE 1220/6 INOX HC-STS |

# TC burrs for high-performance applications
## INOX cut for stainless steel (INOX)




### Conical shape with radius end KEL

Conical burr with round radius end according to DIN 8032 for machining stainless steel (INOX). The cut impresses with an extremely high stock removal rate and long tool life as well as much lower vibration than comparable cross cuts. Also available with wear-resistant HICOAT coating.

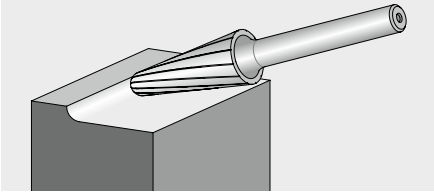

**Special features:**
- Achieves high surface qualities through optimum chip formation.
- Prevents heat discolouration in the material due to reduced heat production.
- There is reduced wear on the tool drive due to impact-free work without chatter marks, thanks to the high concentricity.

| $d_1$ [mm] | $l_2$ [mm] | $d_2$ [mm] | $l_1$ [mm] | α [°] | r [mm] | Cut | | Item no. | Designation |
|---|---|---|---|---|---|---|---|---|---|
| **Tungsten carbide burrs** | | | | | | | | | |
| 8 | 20 | 6 | 60 | 16 | 1.25 | INOX | 1 | 21124982 | KEL 0820/6 INOX |
| 10 | 20 | 6 | 60 | 14 | 2.9 | INOX | 1 | 21125082 | KEL 1020/6 INOX |
| | | | | | | INOX HC-STS | 1 | 21125081 | KEL 1020/6 INOX HC-STS |
| 12 | 30 | 6 | 70 | 14 | 2.6 | INOX | 1 | 21125282 | KEL 1230/6 INOX |
| | | | | | | INOX HC-STS | 1 | 21125281 | KEL 1230/6 INOX HC-STS |




### Set 1912 INOX

Set 1912 INOX contains five tungsten carbide burrs for processing stainless steel (INOX) in the most common shapes and dimensions.

**Contents:**
The set comprises one each of the following: ZYA 1225/6 INOX, KUD 1210/6 INOX, WRC 1225/6 INOX, RBF 1225/6 INOX and SPG 1225/6 INOX with a shank diameter of 6 mm, cut INOX.

**Special features:**
- The sturdy plastic box protects the tools against dirt and damage.
- The burrs are secured at the shanks, facilitating the selection and withdrawal of the tools.
- Five further slots are available for other burrs.

| Cut | Contents [Piece] | Contents shank diameter [mm] | | Item no. | Designation |
|---|---|---|---|---|---|
| **Tungsten carbide burrs** | | | | | |
| INOX | 5 | 6 | 1 | 21901912 | SET 1912 INOX 5TLG |

# TC burrs for high-performance applications
## INOX cut for stainless steel (INOX)



### Set 1907 INOX

Set 1907 INOX contains three tungsten carbide burrs for processing stainless steel (INOX) in the most common shapes and dimensions.

**Contents:**
The set comprises one each of the following: ZYAS 1225/6 INOX, WRC 1225/6 INOX and RBF 1225/6 INOX with a shank diameter of 6 mm, cut INOX.

**Special features:**
- The sturdy plastic box protects the tools against dirt and damage.

| Cut | Contents [Piece] | Contents shank diameter [mm] | | Item no. | Designation |
|---|---|---|---|---|---|
| **Tungsten carbide burrs** | | | | | |
| INOX | 3 | 6 | 1 | 21901907 | SET 1907 INOX 3TLG |



### Set 1906 INOX

Set 1906 INOX contains three tungsten carbide burrs for processing stainless steel (INOX) in the most common shapes and dimensions.

**Contents:**
The set comprises one each of the following: ZYAS 0616/6 INOX, WRC 0616/6 INOX and RBF 0618/6 INOX with a shank diameter of 6 mm, cut INOX.

**Special features:**
- The sturdy plastic box protects the tools against dirt and damage.

| Cut | Contents [Piece] | Contents shank diameter [mm] | | Item no. | Designation |
|---|---|---|---|---|---|
| **Tungsten carbide burrs** | | | | | |
| INOX | 3 | 6 | 1 | 21901906 | SET 1906 INOX 3TLG |



### Set 1906 INOX HC-STS

The 1906 INOX HC-STS set contains three tungsten carbide burrs for processing stainless steel (INOX) in the most common shapes and dimensions.

**Contents:**
The set comprises one each of the following: ZYAS 0616/6 INOX HC-STS, WRC 0616/6 INOX HC-STS and RBF 0618/6 INOX HC-STS with a shank diameter of 6 mm, cut INOX HC-STS.

**Special features:**
- The sturdy plastic box protects the tools against dirt and damage.

| Cut | Contents [Piece] | Contents shank diameter [mm] | | Item no. | Designation |
|---|---|---|---|---|---|
| **Tungsten carbide burrs** | | | | | |
| INOX HC-STS | 3 | 6 | 1 | 21901905 | 1906 INOX 3TLG HC-STS |

# TC burrs for high-performance applications
## INOX cut for stainless steel (INOX)





### Set 1907 INOX HC-STS

The 1907 INOX HC-STS set contains three tungsten carbide burrs for processing stainless steel (INOX) in the most common shapes and dimensions.

**Contents:**
The set comprises one each of the following: ZYAS 1225/6 INOX HC-STS, WRC 1225/6 INOX HC-STS and RBF 1225/6 INOX HC-STS with a shank diameter of 6 mm, cut INOX HC-STS.

**Special features:**
- The sturdy plastic box protects the tools against dirt and damage.

| Cut | Contents [Piece] | Contents shank diameter [mm] | | Item no. | Designation |
|---|---|---|---|---|---|
| **Tungsten carbide burrs** | | | | | |
| INOX HC-STS | 3 | 6 | 1 | 21901908 | 1907 INOX 3TLG HC-STS |

## ALU cut for aluminium/non-ferrous metals

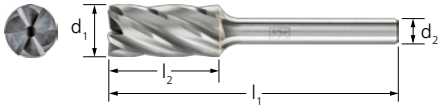


### Cylindrical shape ZYAS with end cut

Cylindrical burr according to DIN 8032 with circumferential and end cut for an extremely high stock removal rate, long tool life and smooth operation when machining aluminium.

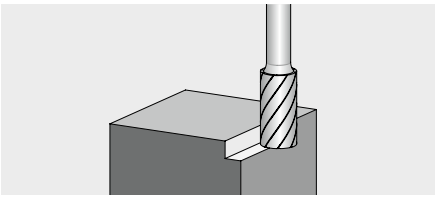

**Special features:**
- Large chips and reduced material adhesion.
- HC-NFE coating prevents material adhesion when working on long-chipping and lubricating non-ferrous metals.

| $d_1$ [mm] | $l_2$ [mm] | $d_2$ [mm] | $l_1$ [mm] | Cut | | Item no. | Designation |
|---|---|---|---|---|---|---|---|
| **Small tungsten carbide burrs** | | | | | | | |
| 3 | 13 | 3 | 43 | ALU | 1 | 21200295 | ZYAS 0313/3 ALU |
| | | | | ALU HC-NFE | 1 | 21200296 | ZYAS 0313/3 ALU HC-NFE |
| 6 | 13 | 3 | 43 | ALU | 1 | 21200495 | ZYAS 0613/3 ALU |
| | | | | ALU HC-NFE | 1 | 21200496 | ZYAS 0613/3 ALU HC-NFE |
| **Tungsten carbide burrs** | | | | | | | |
| 6 | 16 | 6 | 55 | ALU | 1 | 21100986 | ZYAS 0616/6 ALU |
| | | | | ALU HC-NFE | 1 | 21100987 | ZYAS 0616/6 ALU HC-NFE |
| 8 | 20 | 6 | 60 | ALU | 1 | 21100388 | ZYAS 0820/6 ALU |
| 10 | 20 | 6 | 60 | ALU | 1 | 21100786 | ZYAS 1020/6 ALU |
| 12 | 25 | 6 | 65 | ALU | 1 | 21100586 | ZYAS 1225/6 ALU |
| | | | | ALU HC-NFE | 1 | 21100595 | ZYAS 1225/6 ALU HC-NFE |
| | | 8 | 65 | ALU | 1 | 21100588 | ZYAS 1225/8 ALU |
| 16 | 25 | 6 | 65 | ALU | 1 | 21100658 | ZYAS 1625/6 ALU |

# TC burrs for high-performance applications
## ALU cut for aluminium/non-ferrous metals

PFERD TOOLS






### Ball shape KUD

Ball-shaped burr according to DIN 8032 for an extremely high stock removal rate, long tool life and smooth operation when machining aluminium.

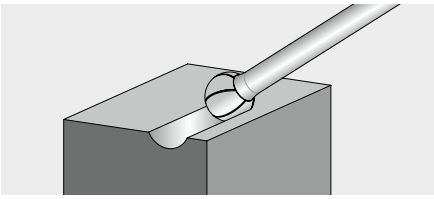

**Special features:**
- Large chips and reduced material adhesion.
- HC-NFE coating prevents material adhesion when working on long-chipping and lubricating non-ferrous metals.

| $d_1$ [mm] | $l_2$ [mm] | $d_2$ [mm] | $l_1$ [mm] | Cut | | Item no. | Designation |
|---|---|---|---|---|---|---|---|
| **Small tungsten carbide burrs** | | | | | | | |
| 3 | 2 | 3 | 33 | ALU | 1 | 21211095 | KUD 0302/3 ALU |
| | | | | ALU HC-NFE | 1 | 21211096 | KUD 0302/3 ALU HC-NFE |
| 6 | 5 | 3 | 35 | ALU | 1 | 21213095 | KUD 0605/3 ALU |
| | | | | ALU HC-NFE | 1 | 21213096 | KUD 0605/3 ALU HC-NFE |
| **Tungsten carbide burrs** | | | | | | | |
| 6 | 5 | 6 | 45 | ALU | 1 | 21112586 | KUD 0605/6 ALU |
| 12 | 5 | 6 | 45 | ALU HC-NFE | 1 | 21112585 | KUD 0605/6 ALU HC-NFE |
| 8 | 7 | 6 | 47 | ALU | 1 | 21112686 | KUD 0807/6 ALU |
| 10 | 9 | 6 | 49 | ALU | 1 | 21112788 | KUD 1009/6 ALU |
| 12 | 10 | 6 | 51 | ALU | 1 | 21112886 | KUD 1210/6 ALU |
| | | | | ALU HC-NFE | 1 | 21112901 | KUD 1210/6 ALU HC-NFE |
| 16 | 14 | 6 | 54 | ALU | 1 | 21112978 | KUD 1614/6 ALU |




### Cylindrical shape with radius end WRC

Cylindrical burr with radius end according to DIN 8032 for an extremely high stock removal rate, long tool life and smooth operation when machining aluminium.

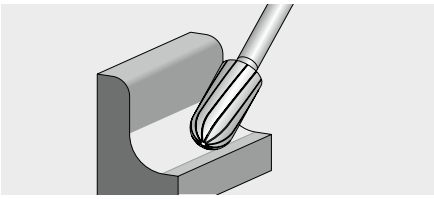

**Special features:**
- Large chips and reduced material adhesion.
- HC-NFE coating prevents material adhesion when working on long-chipping and lubricating non-ferrous metals.

| $d_1$ [mm] | $l_2$ [mm] | $d_2$ [mm] | $l_1$ [mm] | Cut | | Item no. | Designation |
|---|---|---|---|---|---|---|---|
| **Small tungsten carbide burrs** | | | | | | | |
| 3 | 13 | 3 | 43 | ALU | 1 | 21205195 | WRC 0313/3 ALU |
| | | | | ALU HC-NFE | 1 | 21205196 | WRC 0313/3 ALU HC-NFE |
| 6 | 13 | 3 | 43 | ALU | 1 | 21205295 | WRC 0613/3 ALU |
| | | | | ALU HC-NFE | 1 | 21205296 | WRC 0613/3 ALU HC-NFE |
| **Tungsten carbide burrs** | | | | | | | |
| 6 | 16 | 6 | 55 | ALU | 1 | 21105786 | WRC 0616/6 ALU |
| | | | | ALU HC-NFE | 1 | 21105787 | WRC 0616/6 ALU HC-NFE |
| 8 | 20 | 6 | 60 | ALU | 1 | 21105188 | WRC 0820/6 ALU |
| 10 | 20 | 6 | 60 | ALU | 1 | 21105288 | WRC 1020/6 ALU |
| 12 | 25 | 6 | 65 | ALU | 1 | 21105386 | WRC 1225/6 ALU |
| | | | | ALU HC-NFE | 1 | 21105401 | WRC 1225/6 ALU HC-NFE |
| | | 8 | 65 | ALU | 1 | 21105388 | WRC 1225/8 ALU |
| 16 | 25 | 6 | 65 | ALU | 1 | 21105458 | WRC 1625/6 ALU |

# TC burrs for high-performance applications
## ALU cut for aluminium/non-ferrous metals

PFERD TOOLS






### Pointed tree shape SPG

Pointed tree-shaped burr according to DIN 8032, flattened tip for an extremely high stock removal rate, long tool life and smooth operation when machining aluminium.

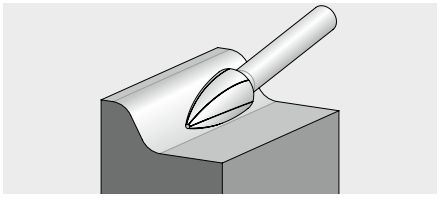

**Special features:**
- Large chips and reduced material adhesion.
- HC-NFE coating prevents material adhesion when working on long-chipping and lubricating non-ferrous metals.

| $d_1$ [mm] | $l_2$ [mm] | $d_2$ [mm] | $l_1$ [mm] | Cut | | Item no. | Designation |
|---|---|---|---|---|---|---|---|
| **Small tungsten carbide burrs** | | | | | | | |
| 3 | 13 | 3 | 43 | ALU | 1 | 21222663 | SPG 0313/3 ALU |
| | | | | ALU HC-NFE | 1 | 21222664 | SPG 0313/3 ALU HC-NFE |
| 6 | 13 | 3 | 43 | ALU | 1 | 21222763 | SPG 0613/3 ALU |
| | | | | ALU HC-NFE | 1 | 21222764 | SPG 0613/3 ALU HC-NFE |
| **Tungsten carbide burrs** | | | | | | | |
| 6 | 18 | 6 | 55 | ALU | 1 | 21122566 | SPG 0618/6 ALU |
| | | | | ALU HC-NFE | 1 | 21122567 | SPG 0618/6 ALU HC-NFE |
| 8 | 20 | 6 | 60 | ALU | 1 | 21122596 | SPG 0820/6 ALU |
| 10 | 20 | 6 | 60 | ALU | 1 | 21122676 | SPG 1020/6 ALU |
| | | | | ALU HC-NFE | 1 | 21122677 | SPG 1020/6 ALU HC-NFE |
| 12 | 25 | 6 | 65 | ALU | 1 | 21122766 | SPG 1225/6 ALU |
| | | | | ALU HC-NFE | 1 | 21122767 | SPG 1225/6 ALU HC-NFE |




### Conical shape with radius end KEL

Conical burr with round radius end according to DIN 8032 for an extremely high stock removal rate, long tool life and smooth operation when machining aluminium.

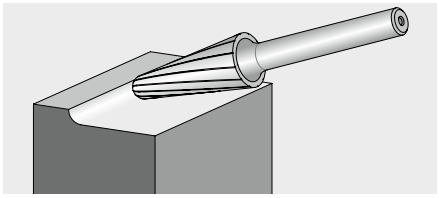

**Special features:**
- Large chips and reduced material adhesion.
- HC-NFE coating prevents material adhesion when working on long-chipping and lubricating non-ferrous metals.

| $d_1$ [mm] | $l_2$ [mm] | $d_2$ [mm] | $l_1$ [mm] | α [°] | r [mm] | Cut | | Item no. | Designation |
|---|---|---|---|---|---|---|---|---|---|
| **Tungsten carbide burrs** | | | | | | | | | |
| 8 | 20 | 6 | 60 | 16 | 1.25 | ALU | 1 | 21124988 | KEL 0820/6 ALU |
| 10 | 20 | 6 | 60 | 14 | 2.9 | ALU | 1 | 21125088 | KEL 1020/6 ALU |
| 12 | 30 | 6 | 70 | 14 | 2.6 | ALU | 1 | 21125286 | KEL 1230/6 ALU |
| | | | | | | ALU HC-NFE | 1 | 21125285 | KEL 1230/6 ALU HC-NFE |
| | | 8 | 70 | 14 | 2.6 | ALU | 1 | 21125288 | KEL 1230/8 ALU |
| 16 | 30 | 6 | 70 | 14 | 4.8 | ALU | 1 | 21125358 | KEL 1630/6 ALU |

# TC burrs for high-performance applications
## ALU cut for aluminium/non-ferrous metals






### Tree shape with radius end RBF

Tree-shaped burr with radius end according to DIN 8032 for an extremely high stock removal rate, long tool life and smooth operation when machining aluminium.

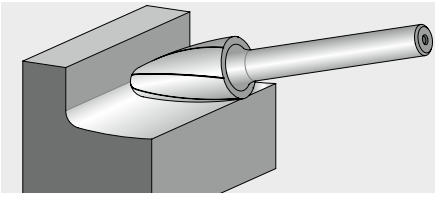

**Special features:**
- Large chips and reduced material adhesion.
- HC-NFE coating prevents material adhesion when working on long-chipping and lubricating non-ferrous metals.

| $d_1$ [mm] | $l_2$ [mm] | $d_2$ [mm] | $l_1$ [mm] | r [mm] | Cut | | Item no. | Designation |
|---|---|---|---|---|---|---|---|---|
| **Small tungsten carbide burrs** | | | | | | | | |
| 3 | 13 | 3 | 43 | 0.75 | ALU | 1 | 21218135 | RBF 0313/3 ALU |
| | | | | | ALU HC-NFE | 1 | 21218136 | RBF 0313/3 ALU HC-NFE |
| 6 | 13 | 3 | 43 | 1.5 | ALU | 1 | 21230095 | RBF 0613/3 ALU |
| | | | | | ALU HC-NFE | 1 | 21230096 | RBF 0613/3 ALU HC-NFE |
| **Tungsten carbide burrs** | | | | | | | | |
| 6 | 18 | 6 | 55 | 1.5 | ALU | 1 | 21117386 | RBF 0618/6 ALU |
| | | | | | ALU HC-NFE | 1 | 21117385 | RBF 0618/6 ALU HC-NFE |
| 8 | 20 | 6 | 60 | 1.2 | ALU | 1 | 21117688 | RBF 0820/6 ALU |
| 10 | 20 | 6 | 60 | 2.5 | ALU | 1 | 21117788 | RBF 1020/6 ALU |
| 12 | 25 | 6 | 65 | 2.5 | ALU | 1 | 21117886 | RBF 1225/6 ALU |
| | | | | | ALU HC-NFE | 1 | 21117885 | RBF 1225/6 ALU HC-NFE |
| | | 8 | 65 | 2.5 | ALU | 1 | 21117888 | RBF 1225/8 ALU |
| 16 | 30 | 6 | 70 | 3.6 | ALU | 1 | 21117958 | RBF 1630/6 ALU |



### Set 1603 ALU

Set 1603 ALU contains ten small tungsten carbide burrs for processing aluminium in the most common shapes and dimensions.

**Contents:**
The set comprises one each of the following: ZYAS 0313/3 ALU, ZYAS 0613/3 ALU, KUD 0302/3 ALU, KUD 0605/3 ALU, WRC 0313/3 ALU, WRC 0613/3 ALU, RBF 0313/3 ALU, RBF 0613/3 ALU, SPG 0313/3 ALU and SPG 0613/3 ALU with a shank diameter of 3 mm, cut ALU.

**Special features:**
- The sturdy plastic box protects the tools against dirt and damage.

| Cut | Contents [Piece] | Contents shank diameter [mm] | | Item no. | Designation |
|---|---|---|---|---|---|
| **Small tungsten carbide burrs** | | | | | |
| ALU | 10 | 3 | 1 | 21901603 | SET 1603 ALU 10TLG |

# TC burrs for high-performance applications
## ALU cut for aluminium/non-ferrous metals





### Set 1606 ALU

The 1606 ALU set contains three tungsten carbide burrs for processing aluminium in the most common shapes and dimensions.

**Contents:**
The set comprises one each of the following: ZYAS 0616/6 ALU, WRC 0616/6 ALU and RBF 0618/6 ALU with a shank diameter of 6 mm, cut ALU.

**Special features:**
- The sturdy plastic box protects the tools against dirt and damage.

| Cut | Contents [Piece] | Contents shank diameter [mm] | | Item no. | Designation |
|---|---|---|---|---|---|
| **Tungsten carbide burrs** | | | | | |
| ALU | 3 | 6 | 1 | 21901606 | 1606 ALU 3TLG |



### Set 1606 ALU HC-NFE

The 1606 ALU HC-NFE set contains three tungsten carbide burrs with high-quality HICOAT coating for processing aluminium in the most common shapes and dimensions.

**Contents:**
The set comprises one each of the following: ZYAS 0616/6 ALU HC-NFE, WRC 0616/6 ALU HC-NFE and RBF 0618/6 ALU HC-NFE with a shank diameter of 6 mm, cut ALU HC-NFE.

**Special features:**
- The sturdy plastic box protects the tools against dirt and damage.

| Cut | Contents [Piece] | Contents shank diameter [mm] | | Item no. | Designation |
|---|---|---|---|---|---|
| **Tungsten carbide burrs** | | | | | |
| ALU HC-NFE | 3 | 6 | 1 | 21901607 | 1606 ALU 3TLG HC-NFE |



### Set 1612 ALU

Set 1612 ALU contains five tungsten carbide burrs for processing aluminium in the most common shapes and dimensions.

**Contents:**
The set comprises one each of the following: ZYAS 1225/6 ALU, KUD 1210/6 ALU, WRC 1225/6 ALU, RBF 1225/6 ALU and KEL 1230/6 ALU with a shank diameter of 6 mm, cut ALU.

**Special features:**
- The sturdy plastic box protects the tools against dirt and damage.
- The burrs are secured at the shanks, facilitating the selection and withdrawal of the tools.
- Five further slots are available for other burrs.

| Cut | Contents [Piece] | Contents shank diameter [mm] | | Item no. | Designation |
|---|---|---|---|---|---|
| **Tungsten carbide burrs** | | | | | |
| ALU | 5 | 6 | 1 | 21901612 | SET 1612 ALU 5TLG |

# TC burrs for high-performance applications
## ALU cut for aluminium/non-ferrous metals





### Set 1613 ALU

The 1613 ALU set contains three tungsten carbide burrs for processing aluminium in the most common shapes and dimensions.

**Contents:**
The set comprises one each of the following: ZYAS 1225/6 ALU, WRC 1225/6 ALU and RBF 1225/6 ALU with a shank diameter of 6 mm, cut ALU.

**Special features:**
- The sturdy plastic box protects the tools against dirt and damage.

| Cut | Contents [Piece] | Contents shank diameter [mm] | | Item no. | Designation |
|---|---|---|---|---|---|
| **Tungsten carbide burrs** | | | | | |
| ALU | 3 | 6 | 1 | 21901613 | 1613 ALU 3TLG |



### Set 1613 ALU HC-NFE

The 1613 ALU HC-NFE set contains three tungsten carbide burrs for processing aluminium in the most common shapes and dimensions.

**Contents:**
The set comprises one each of the following: ZYAS 1225/6 ALU HC-NFE, WRC 1225/6 ALU HC-NFE and RBF 1225/6 ALU HC-NFE with a shank diameter of 6 mm, cut ALU HC-NFE.

**Special features:**
- The sturdy plastic box protects the tools against dirt and damage.

| Cut | Contents [Piece] | Contents shank diameter [mm] | | Item no. | Designation |
|---|---|---|---|---|---|
| **Tungsten carbide burrs** | | | | | |
| ALU HC-NFE | 3 | 6 | 1 | 21901614 | 1613 ALU 3TLG HC-NFE |

## NON-FERROUS cut for non-ferrous metals




### Cylindrical shape ZYA without end cut

Cylindrical burr according to DIN 8032 for general-purpose use on non-ferrous metals and fibre-reinforced plastics.

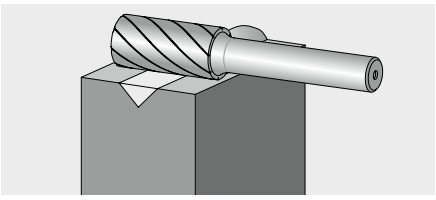

**Special features:**
- Very good stock removal rate when used on non-ferrous metals such as brass and copper, plastics and fibre-reinforced plastics.

| $d_1$ [mm] | $l_2$ [mm] | $d_2$ [mm] | $l_1$ [mm] | Cut | | Item no. | Designation |
|---|---|---|---|---|---|---|---|
| **Tungsten carbide burrs** | | | | | | | |
| 6 | 16 | 6 | 55 | NON-FERROUS | 1 | *21101696* | ZYA 0616/6 NON-FERROUS |
| 12 | 25 | 6 | 65 | NON-FERROUS | 1 | *21101996* | ZYA 1225/6 NON-FERROUS |
| | | 8 | 65 | NON-FERROUS | 1 | *21101998* | ZYA 1225/8 NON-FERROUS |



*Discontinued product*




## Ball shape KUD

Ball-shaped burr according to DIN 8032 for general-purpose use on non-ferrous metals and fibre-reinforced plastics.

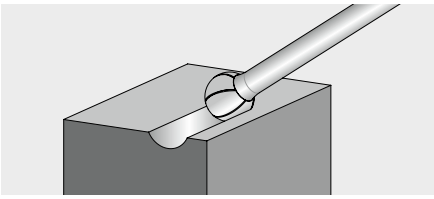

**Special features:**
- Very good stock removal rate when used on non-ferrous metals such as brass and copper, plastics and fibre-reinforced plastics.

| $d_1$ [mm] | $l_2$ [mm] | $d_2$ [mm] | $l_1$ [mm] | Cut | | Item no. | Designation |
|---|---|---|---|---|---|---|---|
| **Tungsten carbide burrs** | | | | | | | |
| 8 | 7 | 6 | 47 | NON-FERROUS | 1 | *21112696* | KUD 0807/6 NON-FERROUS |




## Cylindrical shape with radius end WRC

Cylindrical burr with radius end according to DIN 8032 for general-purpose use on non-ferrous metals and fibre-reinforced plastics.

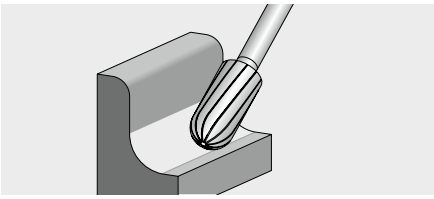

**Special features:**
- Very good stock removal rate when used on non-ferrous metals such as brass and copper, plastics and fibre-reinforced plastics.

| $d_1$ [mm] | $l_2$ [mm] | $d_2$ [mm] | $l_1$ [mm] | Cut | | Item no. | Designation |
|---|---|---|---|---|---|---|---|
| **Tungsten carbide burrs** | | | | | | | |
| 6 | 16 | 6 | 55 | NON-FERROUS | 1 | *21105096* | WRC 0616/6 NON-FERROUS |
| 12 | 25 | 6 | 65 | NON-FERROUS | 1 | *21105396* | WRC 1225/6 NON-FERROUS |

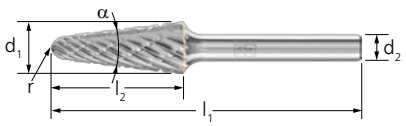


## Conical shape with radius end KEL

Conical burr with round radius end according to DIN 8032 for general-purpose use on non-ferrous metals and fibre-reinforced plastics.

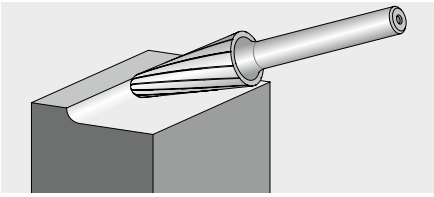

**Special features:**
- Very good stock removal rate when used on non-ferrous metals such as brass and copper, plastics and fibre-reinforced plastics.

| $d_1$ [mm] | $l_2$ [mm] | $d_2$ [mm] | $l_1$ [mm] | α [°] | r [mm] | Cut | | Item no. | Designation |
|---|---|---|---|---|---|---|---|---|---|
| **Tungsten carbide burrs** | | | | | | | | | |
| 10 | 20 | 6 | 60 | 14 | 2.9 | NON-FERROUS | 1 | *21125096* | KEL 1020/6 NON-FERROUS |
| 12 | 30 | 6 | 70 | 14 | 2.6 | NON-FERROUS | 1 | *21125296* | KEL 1230/6 NON-FERROUS |
| 16 | 30 | 8 | 70 | 14 | 4.8 | NON-FERROUS | 1 | *21125398* | KEL 1630/8 NON-FERROUS |



*Discontinued product*

# TC burrs for high-performance applications
## CAST cut for cast iron



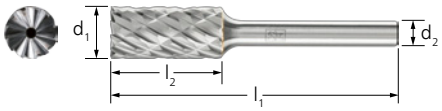


### Cylindrical shape ZYAS with end cut

Cylindrical burr according to DIN 8032 with circumferential and end cut for machining cast iron. The cut impresses with its smooth milling performance with considerably reduced vibration and less noise.

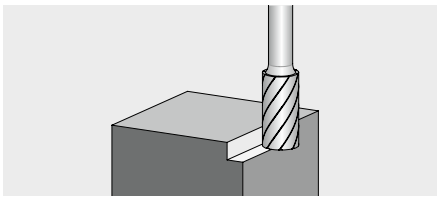

**Special features:**
- Up to 100% higher stock removal rate on cast iron when compared with conventional cross cuts.
- Tangibly more aggressive, large chips and very good chip removal.
- There is reduced wear on the tool drive due to impact-free work without chatter marks, thanks to the high concentricity.

| $d_1$ [mm] | $l_2$ [mm] | $d_2$ [mm] | $l_1$ [mm] | Cut | | Item no. | Designation |
|---|---|---|---|---|---|---|---|
| **Tungsten carbide burrs** | | | | | | | |
| 6 | 16 | 6 | 55 | CAST | 1 | *21100283* | ZYAS 0616/6 CAST |
| 12 | 25 | 6 | 65 | CAST | 1 | 21100583 | ZYAS 1225/6 CAST |
| | | 8 | 65 | CAST | 1 | 21100585 | ZYAS 1225/8 CAST |




### Cylindrical shape with radius end WRC

Cylindrical burr with radius end according to DIN 8032 for machining cast iron. The cut impresses with its smooth milling performance with considerably reduced vibration and less noise.

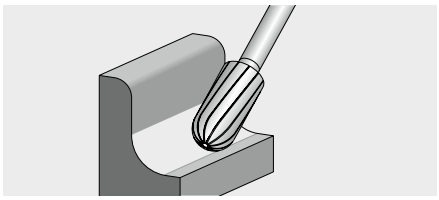

**Special features:**
- Up to 100% higher stock removal rate on cast iron when compared with conventional cross cuts.
- Tangibly more aggressive, large chips and very good chip removal.
- There is reduced wear on the tool drive due to impact-free work without chatter marks, thanks to the high concentricity.

| $d_1$ [mm] | $l_2$ [mm] | $d_2$ [mm] | $l_1$ [mm] | Cut | | Item no. | Designation |
|---|---|---|---|---|---|---|---|
| **Tungsten carbide burrs** | | | | | | | |
| 6 | 16 | 6 | 55 | CAST | 1 | *21105083* | WRC 0616/6 CAST |
| 10 | 20 | 6 | 60 | CAST | 1 | 21105283 | WRC 1020/6 CAST |
| 12 | 25 | 6 | 65 | CAST | 1 | 21105383 | WRC 1225/6 CAST |
| | | 8 | 65 | CAST | 1 | *21105385* | WRC 1225/8 CAST |



*Discontinued product*

# TC burrs for high-performance applications
## CAST cut for cast iron






### Flame-shaped B

Flame-shaped burr according to ISO 7755/8 for machining cast iron. The cut impresses with its smooth milling performance with considerably reduced vibration and less noise.

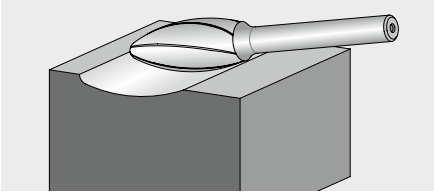

**Special features:**
- Up to 100% higher stock removal rate on cast iron when compared with conventional cross cuts.
- Tangibly more aggressive, large chips and very good chip removal.
- There is reduced wear on the tool drive due to impact-free work without chatter marks, thanks to the high concentricity.

| $d_1$ [mm] | $l_2$ [mm] | $d_2$ [mm] | $l_1$ [mm] | r [mm] | Cut | | Item no. | Designation |
|---|---|---|---|---|---|---|---|---|
| **Tungsten carbide burrs** | | | | | | | | |
| 12 | 30 | 6 | 70 | 2.1 | CAST | 1 | 21103383 | B 1230/6 CAST |
| | | 8 | 70 | 2.1 | CAST | 1 | *21103384* | B 1230/8 CAST |




### Pointed tree shape SPG

Pointed tree-shaped burr according to DIN 8032 with flattened tip for machining cast iron. The cut impresses with its smooth milling performance with considerably reduced vibration and less noise.

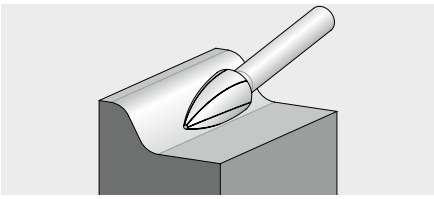

**Special features:**
- Up to 100% higher stock removal rate on cast iron when compared with conventional cross cuts.
- Tangibly more aggressive, large chips and very good chip removal.
- There is reduced wear on the tool drive due to impact-free work without chatter marks, thanks to the high concentricity.

| $d_1$ [mm] | $l_2$ [mm] | $d_2$ [mm] | $l_1$ [mm] | Cut | | Item no. | Designation |
|---|---|---|---|---|---|---|---|
| **Tungsten carbide burrs** | | | | | | | |
| 12 | 25 | 6 | 65 | CAST | 1 | 21122783 | SPG 1225/6 CAST |




### Conical shape with radius end KEL

Conical burr with round radius end according to DIN 8032 for machining cast iron. The cut impresses with its smooth milling performance with considerably reduced vibration and less noise.

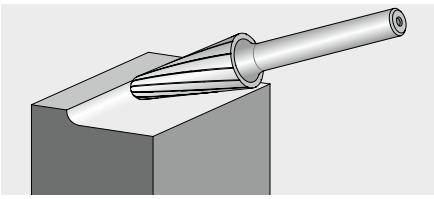

**Special features:**
- Up to 100% higher stock removal rate on cast iron when compared with conventional cross cuts.
- Tangibly more aggressive, large chips and very good chip removal.
- There is reduced wear on the tool drive due to impact-free work without chatter marks, thanks to the high concentricity.

| $d_1$ [mm] | $l_2$ [mm] | $d_2$ [mm] | $l_1$ [mm] | α [°] | r [mm] | Cut | | Item no. | Designation |
|---|---|---|---|---|---|---|---|---|---|
| **Tungsten carbide burrs** | | | | | | | | | |
| 12 | 30 | 6 | 70 | 14 | 2.6 | CAST | 1 | 21125283 | KEL 1230/6 CAST |
| | | 8 | 70 | 14 | 2.6 | CAST | 1 | 21125284 | KEL 1230/8 CAST |

*Discontinued product*

# TC burrs for high-performance applications
## CAST cut for cast iron






### Conical pointed shape SKM

Conical pointed burr according to DIN 8032 with flattened tip for machining cast iron. The cut impresses with its smooth milling performance with considerably reduced vibration and less noise.

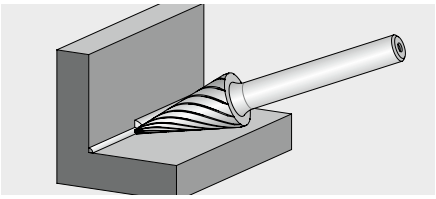

**Special features:**
- Up to 100% higher stock removal rate on cast iron when compared with conventional cross cuts.
- Tangibly more aggressive, large chips and very good chip removal.
- There is reduced wear on the tool drive due to impact-free work without chatter marks, thanks to the high concentricity.

| $d_1$ [mm] | $l_2$ [mm] | $d_2$ [mm] | $l_1$ [mm] | α [°] | Cut | | Item no. | Designation |
|---|---|---|---|---|---|---|---|---|
| **Tungsten carbide burrs** | | | | | | | | |
| 12 | 25 | 6 | 65 | 26 | CAST | 1 | 21115283 | SKM 1225/6 CAST |




### Tree shape with radius end RBF

Tree-shaped burr with radius end according to DIN 8032 for machining cast iron. The cut impresses with its smooth milling performance with considerably reduced vibration and less noise.

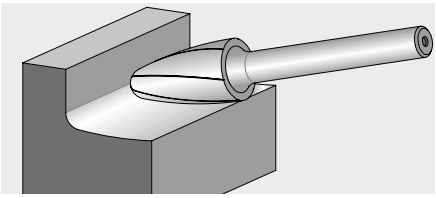

**Special features:**
- Up to 100% higher stock removal rate on cast iron when compared with conventional cross cuts.
- Tangibly more aggressive, large chips and very good chip removal.
- There is reduced wear on the tool drive due to impact-free work without chatter marks, thanks to the high concentricity.

| $d_1$ [mm] | $l_2$ [mm] | $d_2$ [mm] | $l_1$ [mm] | r [mm] | Cut | | Item no. | Designation |
|---|---|---|---|---|---|---|---|---|
| **Tungsten carbide burrs** | | | | | | | | |
| 6 | 18 | 6 | 55 | 1.5 | CAST | 1 | *21117383* | RBF 0618/6 CAST |
| 10 | 20 | 6 | 60 | 2.5 | CAST | 1 | 21117783 | RBF 1020/6 CAST |
| 12 | 25 | 6 | 65 | 2.5 | CAST | 1 | 21117883 | RBF 1225/6 CAST |
| | | 8 | 65 | 2.5 | CAST | 1 | 21117877 | RBF 1225/8 CAST |




### Oval shape TRE

Oval burr according to DIN 8032 for machining cast iron. The cut impresses with its smooth milling performance with considerably reduced vibration and less noise.

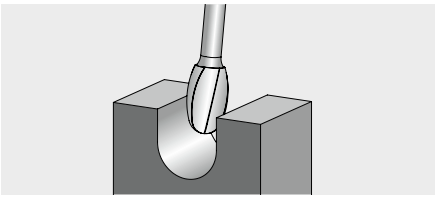

**Special features:**
- Up to 100% higher stock removal rate on cast iron when compared with conventional cross cuts.
- Tangibly more aggressive, large chips and very good chip removal.
- There is reduced wear on the tool drive due to impact-free work without chatter marks, thanks to the high concentricity.

| $d_1$ [mm] | $l_2$ [mm] | $d_2$ [mm] | $l_1$ [mm] | r [mm] | Cut | | Item no. | Designation |
|---|---|---|---|---|---|---|---|---|
| **Tungsten carbide burrs** | | | | | | | | |
| 12 | 20 | 6 | 60 | 5 | CAST | 1 | *21135183* | TRE 1220/6 CAST |



*Discontinued product*

# TC burrs for high-performance applications
## TITANIUM cut for titanium



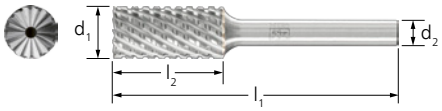


### Cylindrical shape ZYAS with end cut

Cylindrical burr according to DIN 8032 with circumferential and end cut for work on hard titanium materials (tensile strength > 500 N/mm²). The cut impresses with its smooth milling performance with considerably reduced vibration and less noise.

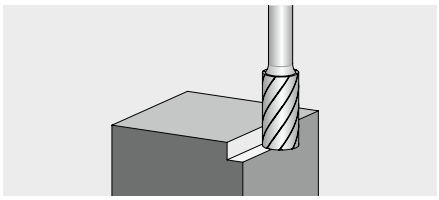

**Special features:**
- Excellent stock removal rate and tool life due to innovative tooth geometry.
- Tangibly more aggressive, large chips and very good chip removal.
- There is reduced wear on the tool drive due to impact-free work without chatter marks, thanks to the high concentricity.

| $d_1$ [mm] | $l_2$ [mm] | $d_2$ [mm] | $l_1$ [mm] | Cut | RPM | | Item no. | Designation |
|---|---|---|---|---|---|---|---|---|
| **Small tungsten carbide burrs** | | | | | | | | |
| 3 | 13 | 3 | 43 | TITANIUM | 27,000 – 48,000 | 1 | 21200284 | ZYAS 0313/3 TITANIUM |
| 6 | 13 | 3 | 43 | TITANIUM | 13,000 – 24,000 | 1 | *21200484* | ZYAS 0613/3 TITANIUM |
| **Tungsten carbide burrs** | | | | | | | | |
| 6 | 16 | 6 | 55 | TITANIUM | 13,000 – 24,000 | 1 | *21100284* | ZYAS 0616/6 TITANIUM |
| 12 | 25 | 6 | 65 | TITANIUM | 7,000 – 12,000 | 1 | 21100584 | ZYAS 1225/6 TITANIUM |




### Ball shape KUD

Ball-shaped burr according to DIN 8032 for work on hard titanium materials (tensile strength > 500 N/mm²). The cut impresses with its smooth milling performance with considerably reduced vibration and less noise.

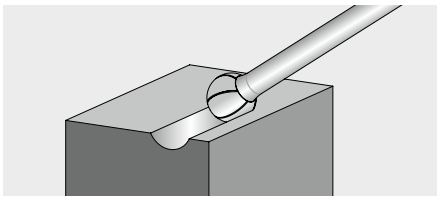

**Special features:**
- Excellent stock removal rate and tool life due to innovative tooth geometry.
- Tangibly more aggressive, large chips and very good chip removal.
- There is reduced wear on the tool drive due to impact-free work without chatter marks, thanks to the high concentricity.

| $d_1$ [mm] | $l_2$ [mm] | $d_2$ [mm] | $l_1$ [mm] | Cut | RPM | | Item no. | Designation |
|---|---|---|---|---|---|---|---|---|
| **Small tungsten carbide burrs** | | | | | | | | |
| 3 | 2 | 3 | 33 | TITANIUM | 27,000 – 48,000 | 1 | 21211084 | KUD 0302/3 TITANIUM |
| 5 | 4 | 3 | 35 | TITANIUM | 16,000 – 29,000 | 1 | *21212684* | KUD 0504/3 TITANIUM |
| 6 | 5 | 3 | 35 | TITANIUM | 13,000 – 24,000 | 1 | *21213084* | KUD 0605/3 TITANIUM |
| **Tungsten carbide burrs** | | | | | | | | |
| 6 | 5 | 6 | 45 | TITANIUM | 13,000 – 24,000 | 1 | 21112584 | KUD 0605/6 TITANIUM |
| 12 | 10 | 6 | 51 | TITANIUM | 7,000 – 12,000 | 1 | 21112884 | KUD 1210/6 TITANIUM |

*Discontinued product*

# TC burrs for high-performance applications
## TITANIUM cut for titanium






### Cylindrical shape with radius end WRC

Cylindrical burr with radius end according to DIN 8032 for work on hard titanium materials (tensile strength > 500 N/mm²). The cut impresses with its smooth milling performance with considerably reduced vibration and less noise.

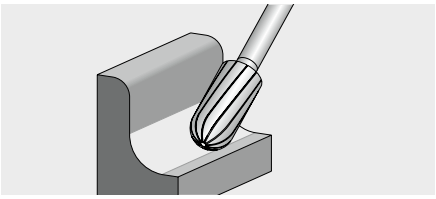

**Special features:**
- Excellent stock removal rate and tool life due to innovative tooth geometry.
- Tangibly more aggressive, large chips and very good chip removal.
- There is reduced wear on the tool drive due to impact-free work without chatter marks, thanks to the high concentricity.

| $d_1$ [mm] | $l_2$ [mm] | $d_2$ [mm] | $l_1$ [mm] | Cut | RPM | | Item no. | Designation |
|---|---|---|---|---|---|---|---|---|
| **Small tungsten carbide burrs** | | | | | | | | |
| 3 | 13 | 3 | 43 | TITANIUM | 27,000 – 48,000 | 1 | 21205184 | WRC 0313/3 TITANIUM |
| 6 | 13 | 3 | 43 | TITANIUM | 13,000 – 24,000 | 1 | *21205284* | WRC 0613/3 TITANIUM |
| **Tungsten carbide burrs** | | | | | | | | |
| 6 | 16 | 6 | 55 | TITANIUM | 13,000 – 24,000 | 1 | 21105084 | WRC 0616/6 TITANIUM |
| 12 | 25 | 6 | 65 | TITANIUM | 7,000 – 12,000 | 1 | 21105384 | WRC 1225/6 TITANIUM |




### Pointed tree shape SPG

Pointed tree-shaped burr according to DIN 8032 with flattened tip for work on hard titanium materials (tensile strength > 500 N/mm²). The cut impresses with its smooth milling performance with considerably reduced vibration and less noise.

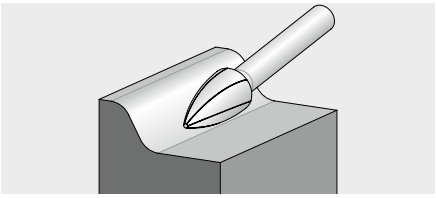

**Special features:**
- Excellent stock removal rate and tool life due to innovative tooth geometry.
- Tangibly more aggressive, large chips and very good chip removal.
- There is reduced wear on the tool drive due to impact-free work without chatter marks, thanks to the high concentricity.

| $d_1$ [mm] | $l_2$ [mm] | $d_2$ [mm] | $l_1$ [mm] | Cut | RPM | | Item no. | Designation |
|---|---|---|---|---|---|---|---|---|
| **Small tungsten carbide burrs** | | | | | | | | |
| 3 | 13 | 3 | 43 | TITANIUM | 27,000 – 48,000 | 1 | 21222684 | SPG 0313/3 TITANIUM |
| 6 | 13 | 3 | 43 | TITANIUM | 13,000 – 24,000 | 1 | *21222784* | SPG 0613/3 TITANIUM |
| **Tungsten carbide burrs** | | | | | | | | |
| 6 | 18 | 6 | 55 | TITANIUM | 13,000 – 24,000 | 1 | *21122584* | SPG 0618/6 TITANIUM |
| 12 | 25 | 6 | 65 | TITANIUM | 7,000 – 12,000 | 1 | 21122784 | SPG 1225/6 TITANIUM |



*Discontinued product*

# TC burrs for high-performance applications
## TITANIUM cut for titanium




### Tree shape with radius end RBF

Tree-shaped burr with radius end according to DIN 8032 for work on hard titanium materials (tensile strength > 500 N/mm²). The cut impresses with its smooth milling performance with considerably reduced vibration and less noise.

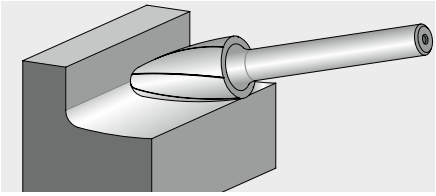

**Special features:**

- Excellent stock removal rate and tool life due to innovative tooth geometry.
- Tangibly more aggressive, large chips and very good chip removal.
- There is reduced wear on the tool drive due to impact-free work without chatter marks, thanks to the high concentricity.

| $d_1$ [mm] | $l_2$ [mm] | $d_2$ [mm] | $l_1$ [mm] | r [mm] | Cut | RPM | | Item no. | Designation |
|---|---|---|---|---|---|---|---|---|---|
| **Small tungsten carbide burrs** | | | | | | | | | |
| 3 | 13 | 3 | 43 | 0.75 | TITANIUM | 27,000 – 48,000 | 1 | 21218184 | RBF 0313/3 TITANIUM |
| 6 | 13 | 3 | 43 | 1.5 | TITANIUM | 13,000 – 24,000 | 1 | 21230084 | RBF 0613/3 TITANIUM |
| **Tungsten carbide burrs** | | | | | | | | | |
| 12 | 25 | 6 | 65 | 2.5 | TITANIUM | 7,000 – 12,000 | 1 | 21117884 | RBF 1225/6 TITANIUM |

# TC burrs for high-performance applications
## PLAST cut for GRP/CRP

PFERD TOOLS






### Cylindrical shape ZYA with drill cut (BS)

Cylindrical burr with drill cut (BS) for use on less hard duroplastics (GRP and CRP ≤ 40% fibre content) and fibre-reinforced thermoplastics.

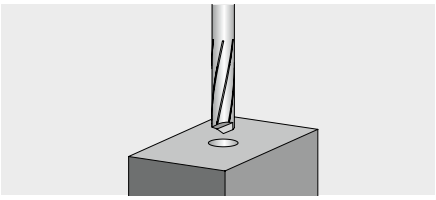

**Special features:**
- Minimizes delamination and fraying.
- Enables very low cutting forces and high feed rates.
- For combined drilling and milling work in manual, machine and robot applications.

| $d_1$ [mm] | $l_2$ [mm] | $d_2$ [mm] | $l_1$ [mm] | Cut | | Item no. | Designation |
|---|---|---|---|---|---|---|---|
| **Tungsten carbide burrs** | | | | | | | |
| 6 | 25 | 6 | 65 | PLAST | 1 | *21455696* | ZYA 0625/6 PLAST BS |
| 8 | 25 | 8 | 65 | PLAST | 1 | *21455896* | ZYA 0825/8 PLAST BS |




### Cylindrical shape ZYA with centre drill (ZBS)

Cylindrical burr with centre drill (ZBS) for use on less hard duroplastics (GRP and CRP ≤ 40% fibre content) and fibre-reinforced thermoplastics.

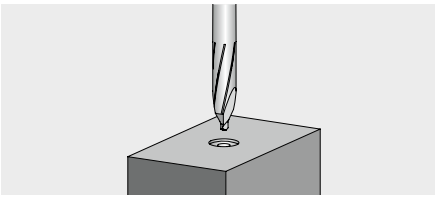

**Special features:**
- Minimizes delamination and fraying.
- Enables very low cutting forces and high feed rates.
- For combined drilling and milling work in manual, machine and robot applications.

| $d_1$ [mm] | $l_2$ [mm] | $d_2$ [mm] | $l_1$ [mm] | Centre drill diameter $d_3$ [mm] | Cut | | Item no. | Designation |
|---|---|---|---|---|---|---|---|---|
| **Tungsten carbide burrs** | | | | | | | | |
| 6 | 25 | 6 | 65 | 2.5 | PLAST | 1 | 21456696 | ZYA 0625/6 PLAST ZBS |

## FVK and FVKS cuts for GRP/CRP

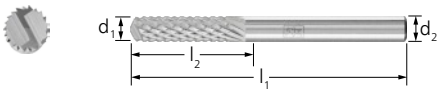


### Cylindrical shape ZYA with drill cut (BS)

Cylindrical burr with drill cut (BS) for general use on hard duroplastics (also GRP and CRP with > 40% fibre content).

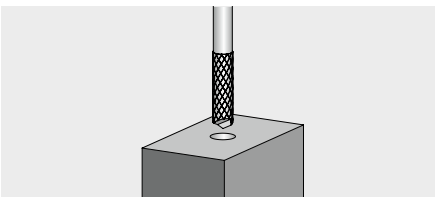

**Special features:**
- For combined drilling and milling work in manual, machine and robot applications.

| $d_1$ [mm] | $l_2$ [mm] | $d_2$ [mm] | $l_1$ [mm] | Cut | RPM | | Item no. | Designation |
|---|---|---|---|---|---|---|---|---|
| **Tungsten carbide burrs** | | | | | | | | |
| 6 | 25 | 6 | 65 | FVK | 24,000 – 48,000 | 1 | 21458696 | ZYA 0625/6 FVK BS |
| | | | | FVKS | 24,000 – 48,000 | 1 | 21458697 | ZYA 0625/6 FVKS BS |
| 8 | 25 | 8 | 65 | FVK | 18,000 – 36,000 | 1 | *21458898* | ZYA 0825/8 FVK BS |
| | | | | FVKS | 18,000 – 36,000 | 1 | *21458897* | ZYA 0825/8 FVKS BS |



*Discontinued product*

# TC burrs for high-performance applications
## FVK and FVKS cuts for GRP/CRP



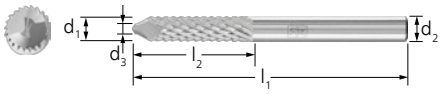


### Cylindrical shape ZYA with centre drill (ZBS)

Cylindrical burr with centre drill (ZBS) for general use on hard duroplastics (also GRP and CRP with > 40% fibre content).

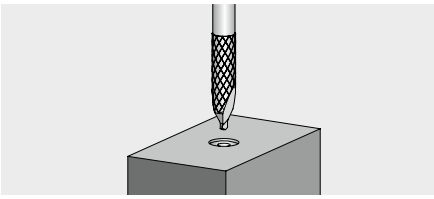

**Special features:**
- For combined drilling and milling work in manual, machine and robot applications.

| $d_1$ [mm] | $l_2$ [mm] | $d_2$ [mm] | $l_1$ [mm] | Cut | RPM | | Item no. | Designation |
|---|---|---|---|---|---|---|---|---|
| **Tungsten carbide burrs** | | | | | | | | |
| 6 | 25 | 6 | 65 | FVK | 24,000 – 48,000 | 1 | 21457696 | ZYA 0625/6 FVK ZBS |
| | | | | FVKS | 24,000 – 48,000 | 1 | 21457697 | ZYA 0625/6 FVKS ZBS |

## TOUGH and TOUGH-S cuts for tough applications




### Cylindrical shape ZYA without end cut

Cylindrical burr according to DIN 8032 for tough applications in dockyards, foundries and steel construction. The extremely impact-resistant cut minimizes tooth chipping/breakage, splintering and burr failure. Ideal for use as long-shank variants.

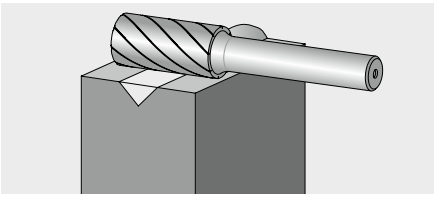

**Special features:**
- Can also be used in low rotational speed ranges.
- There is reduced wear on the tool drive due to impact-free work without chatter marks, thanks to the high concentricity.

| $d_1$ [mm] | $l_2$ [mm] | $d_2$ [mm] | $l_1$ [mm] | Cut | | Item no. | Designation |
|---|---|---|---|---|---|---|---|
| **Tungsten carbide burrs** | | | | | | | |
| 8 | 20 | 6 | 60 | TOUGH | 1 | *21000013* | ZYA 0820/6 TOUGH |
| 12 | 25 | 6 | 65 | TOUGH | 1 | *21000016* | ZYA 1225/6 TOUGH |

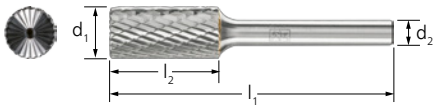


### Cylindrical shape ZYAS with end cut

Cylindrical burr according to DIN 8032 with circumferential and end cut for tough applications in dockyards, foundries and steel construction. The extremely impact-resistant cut minimizes tooth chipping/breakage, splintering and burr failure. Ideal for use as long-shank variants.

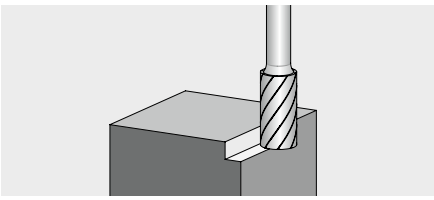

**Special features:**
- Can also be used in low rotational speed ranges.
- There is reduced wear on the tool drive due to impact-free work without chatter marks, thanks to the high concentricity.

| $d_1$ [mm] | $l_2$ [mm] | $d_2$ [mm] | $l_1$ [mm] | Cut | | Item no. | Designation |
|---|---|---|---|---|---|---|---|
| **Tungsten carbide burrs** | | | | | | | |
| 8 | 20 | 6 | 60 | TOUGH | 1 | 21000003 | ZYAS 0820/6 TOUGH |
| 10 | 20 | 6 | 60 | TOUGH | 1 | 21000005 | ZYAS 1020/6 TOUGH |

*Continued on next page*

*Discontinued product*

# TC burrs for high-performance applications
## TOUGH and TOUGH-S cuts for tough applications

PFERD TOOLS



| $d_1$ [mm] | $l_2$ [mm] | $d_2$ [mm] | $l_1$ [mm] | Cut | | Item no. | Designation |
|---|---|---|---|---|---|---|---|
| 12 | 25 | 6 | 65 | TOUGH | 1 | 21000007 | ZYAS 1225/6 TOUGH |
| | | 8 | 65 | TOUGH | 1 | *21000006* | ZYAS 1225/8 TOUGH |




### Cylindrical shape with radius end WRC

Cylindrical burr with radius end according to DIN 8032 for tough applications in dockyards, foundries and steel construction. The extremely impact-resistant cut minimizes tooth chipping/breakage, splintering and burr failure. Ideal for use as long-shank variants.

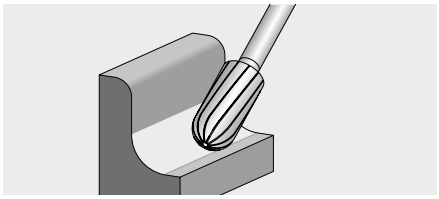

**Special features:**
- Can also be used in low rotational speed ranges.
- There is reduced wear on the tool drive due to impact-free work without chatter marks, thanks to the high concentricity.

| $d_1$ [mm] | $l_2$ [mm] | $d_2$ [mm] | $l_1$ [mm] | Cut | | Item no. | Designation |
|---|---|---|---|---|---|---|---|
| **Tungsten carbide burrs** | | | | | | | |
| 8 | 20 | 6 | 60 | TOUGH | 1 | 21000033 | WRC 0820/6 TOUGH |
| 10 | 20 | 6 | 60 | TOUGH | 1 | 21000035 | WRC 1020/6 TOUGH |
| 12 | 25 | 6 | 65 | TOUGH | 1 | 21000036 | WRC 1225/6 TOUGH |
| | | | | TOUGH-S | 1 | 21000038 | WRC 1225/6 TOUGH-S |
| | | 8 | 65 | TOUGH | 1 | 21000037 | WRC 1225/8 TOUGH |
| **Tungsten carbide burrs with long shanks, shank length SL (long steel shank)** | | | | | | | |
| 12 | 25 | 6 | 175 | TOUGH | 1 | 21000130 | WRC 1225/6 TOUGH SL 150 |




### Flame-shaped B

Flame-shaped burr according to ISO 7755/8 for tough applications in dockyards, foundries and steel construction. The extremely impact-resistant cut minimizes tooth chipping/breakage, splintering and burr failure. Ideal for use as long-shank variants.

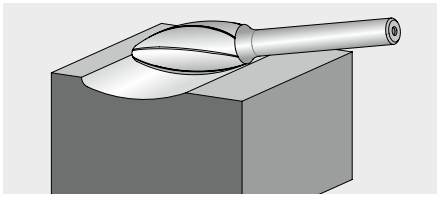

**Special features:**
- Can also be used in low rotational speed ranges.
- There is reduced wear on the tool drive due to impact-free work without chatter marks, thanks to the high concentricity.

| $d_1$ [mm] | $l_2$ [mm] | $d_2$ [mm] | $l_1$ [mm] | r [mm] | Cut | | Item no. | Designation |
|---|---|---|---|---|---|---|---|---|
| **Tungsten carbide burrs** | | | | | | | | |
| 8 | 20 | 6 | 60 | 1.5 | TOUGH | 1 | 21000023 | B 0820/6 TOUGH |
| 12 | 30 | 6 | 70 | 2.1 | TOUGH | 1 | *21000026* | B 1230/6 TOUGH |
| | | 8 | 70 | 2.1 | TOUGH | 1 | *21000027* | B 1230/8 TOUGH |



*Discontinued product*

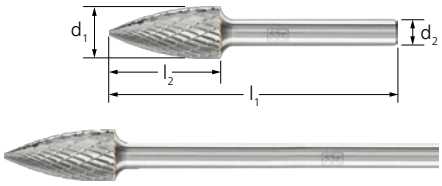


## Pointed tree shape SPG

Pointed tree-shaped burr according to DIN 8032 with flattened tip for tough applications in dockyards, foundries and steel construction. The extremely impact-resistant cut minimizes tooth chipping/breakage, splintering and burr failure. Ideal for use as long-shank variants.

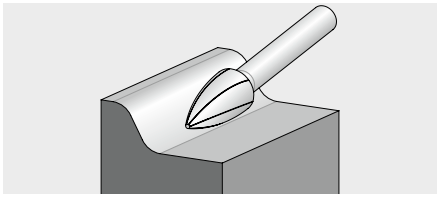

**Special features:**
- Can also be used in low rotational speed ranges.
- There is reduced wear on the tool drive due to impact-free work without chatter marks, thanks to the high concentricity.

| $d_1$ [mm] | $l_2$ [mm] | $d_2$ [mm] | $l_1$ [mm] | Cut | | Item no. | Designation |
|---|---|---|---|---|---|---|---|
| **Tungsten carbide burrs** | | | | | | | |
| 10 | 20 | 6 | 60 | TOUGH | 1 | 21000095 | SPG 1020/6 TOUGH |
| | | | | TOUGH-S | 1 | *21000096* | SPG 1020/6 TOUGH-S |
| 12 | 25 | 6 | 65 | TOUGH | 1 | 21000097 | SPG 1225/6 TOUGH |

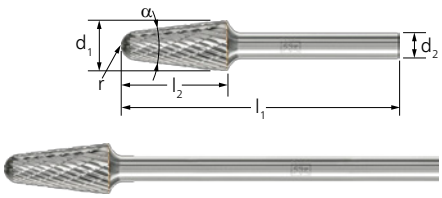


## Conical shape with radius end KEL

Conical burr with round radius end according to DIN 8032 for tough applications in dockyards, foundries and steel construction. The extremely impact-resistant cut minimizes tooth chipping/breakage, splintering and burr failure. Ideal for use as long-shank variants.

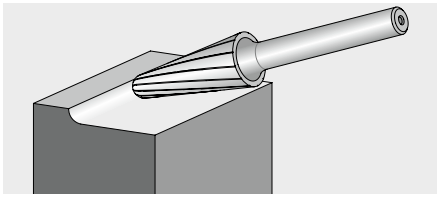

**Special features:**
- Can also be used in low rotational speed ranges.
- There is reduced wear on the tool drive due to impact-free work without chatter marks, thanks to the high concentricity.

| $d_1$ [mm] | $l_2$ [mm] | $d_2$ [mm] | $l_1$ [mm] | α [°] | r [mm] | Cut | | Item no. | Designation |
|---|---|---|---|---|---|---|---|---|---|
| **Tungsten carbide burrs** | | | | | | | | | |
| 12 | 25 | 6 | 65 | 14 | 3.3 | TOUGH | 1 | 21000116 | KEL 1225/6 TOUGH |
| | | 8 | 65 | 14 | 3.3 | TOUGH | 1 | 21000117 | KEL 1225/8 TOUGH |
| **Tungsten carbide burrs with long shanks, shank length SL (long steel shank)** | | | | | | | | | |
| 12 | 25 | 6 | 175 | 14 | 3.3 | TOUGH | 1 | *21000131* | KEL 1225/6 TOUGH SL 150 |

*Discontinued product*

# TC burrs for high-performance applications
## TOUGH and TOUGH-S cuts for tough applications



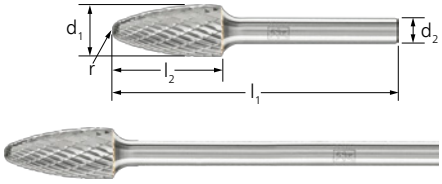


### Tree shape with radius end RBF

Tree-shaped burr with radius end according to DIN 8032 for tough applications in dockyards, foundries and steel construction. The extremely impact-resistant cut minimizes tooth chipping/breakage, splintering and burr failure. Ideal for use as long-shank variants.

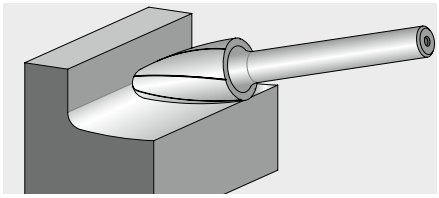

**Special features:**
- Can also be used in low rotational speed ranges.
- There is reduced wear on the tool drive due to impact-free work without chatter marks, thanks to the high concentricity.

| $d_1$ [mm] | $l_2$ [mm] | $d_2$ [mm] | $l_1$ [mm] | r [mm] | Cut | | Item no. | Designation |
|---|---|---|---|---|---|---|---|---|
| **Tungsten carbide burrs** | | | | | | | | |
| 8 | 20 | 6 | 60 | 1.2 | TOUGH | 1 | 21000073 | RBF 0820/6 TOUGH |
| 10 | 20 | 6 | 60 | 2.5 | TOUGH | 1 | 21000075 | RBF 1020/6 TOUGH |
| 12 | 25 | 6 | 65 | 2.5 | TOUGH | 1 | 21000076 | RBF 1225/6 TOUGH |
| | | | | | TOUGH-S | 1 | 21000078 | RBF 1225/6 TOUGH-S |
| | | 8 | 65 | 2.5 | TOUGH | 1 | *21000077* | RBF 1225/8 TOUGH |
| | | | | | TOUGH-S | 1 | 21000079 | RBF 1225/8 TOUGH-S |
| 16 | 25 | 6 | 65 | 4.9 | TOUGH | 1 | *21000080* | RBF 1625/6 TOUGH |
| **Tungsten carbide burrs with long shanks, shank length SL (long steel shank)** | | | | | | | | |
| 12 | 25 | 6 | 175 | 2.5 | TOUGH | 1 | 21000129 | RBF 1225/6 TOUGH SL 150 |




### Oval shape TRE

Oval burr according to DIN 8032 for tough applications in dockyards, foundries and steel construction. The extremely impact-resistant cut minimizes tooth chipping/breakage, splintering and burr failure. Ideal for use as long-shank variants.

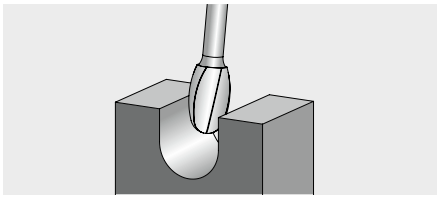

**Special features:**
- Can also be used in low rotational speed ranges.
- There is reduced wear on the tool drive due to impact-free work without chatter marks, thanks to the high concentricity.

| $d_1$ [mm] | $l_2$ [mm] | $d_2$ [mm] | $l_1$ [mm] | r [mm] | Cut | | Item no. | Designation |
|---|---|---|---|---|---|---|---|---|
| **Tungsten carbide burrs** | | | | | | | | |
| 10 | 16 | 6 | 56 | 4 | TOUGH | 1 | 21000124 | TRE 1016/6 TOUGH |
| 12 | 20 | 6 | 60 | 5 | TOUGH | 1 | 21000126 | TRE 1220/6 TOUGH |



*Discontinued product*

# TC burrs for high-performance applications
## TOUGH and TOUGH-S cuts for tough applications






### Set 1712 TOUGH

Set 1712 TOUGH contains five tungsten carbide burrs for tough applications in the most common shapes and dimensions.

**Contents:**
The set comprises one each of the following: WRC 1225/6 TOUGH, SPG 1225/6 TOUGH, RBF 1225/6 TOUGH, KEL 1225/6 TOUGH and TRE 1220/6 TOUGH with a shank diameter of 6 mm, cut TOUGH.

**Special features:**
- Five further unused slots are available for other burrs.
- The sturdy plastic box protects the tools against dirt and damage.
- The burrs are secured at the shanks, facilitating the selection and withdrawal of the tools.

| Cut | Contents [Piece] | Contents shank diameter [mm] | | Item no. | Designation |
|---|---|---|---|---|---|
| **Tungsten carbide burrs** | | | | | |
| TOUGH | 5 | 6 | 1 | 21901712 | SET 1712 TOUGH 5TLG |

## MICRO cut for finishing work




### Cylindrical shape ZYA without end cut

Cylindrical burr according to DIN 8032 for fine stock removal. Burrs with the MICRO cut offer a higher stock removal rate than mounted/grinding points and impress with their high surface quality. They also operate with low vibration and little noise. Also available with wear-resistant HICOAT coating.

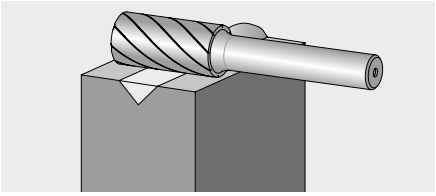

**Special features:**
- Unlike with mounted grinding points, there is no change in geometry due to wear and tear.
- Use on almost all materials up to 68 HRC.
- There is reduced wear on the tool drive due to impact-free work without chatter marks, thanks to the high concentricity.

| $d_1$ [mm] | $l_2$ [mm] | $d_2$ [mm] | $l_1$ [mm] | Cut | | Item no. | Designation |
|---|---|---|---|---|---|---|---|
| **Small tungsten carbide burrs** | | | | | | | |
| 2 | 10 | 3 | 40 | MICRO | 1 | 21201173 | ZYA 0210/3 MICRO |
| 3 | 13 | 3 | 43 | MICRO | 1 | 21201273 | ZYA 0313/3 MICRO |
| | | | | MICRO HC-FEP | 1 | 21201274 | ZYA 0313/3 MICRO HC-FEP |
| 4 | 13 | 3 | 43 | MICRO | 1 | 21201303 | ZYA 0413/3 MICRO |
| | | | | MICRO HC-FEP | 1 | 21201304 | ZYA 0413/3 MICRO HC-FEP |
| 6 | 13 | 3 | 43 | MICRO | 1 | 21201473 | ZYA 0613/3 MICRO |
| | | | | MICRO HC-FEP | 1 | 21201474 | ZYA 0613/3 MICRO HC-FEP |
| **Tungsten carbide burrs** | | | | | | | |
| 6 | 16 | 6 | 55 | MICRO | 1 | 21101676 | ZYA 0616/6 MICRO |
| | | | | MICRO HC-FEP | 1 | 21101677 | ZYA 0616/6 MICRO HC-FEP |
| 8 | 20 | 6 | 60 | MICRO | 1 | 21101776 | ZYA 0820/6 MICRO |
| | | | | MICRO HC-FEP | 1 | 21101777 | ZYA 0820/6 MICRO HC-FEP |
| 10 | 20 | 6 | 60 | MICRO | 1 | 21102176 | ZYA 1020/6 MICRO |
| | | | | MICRO HC-FEP | 1 | 21102177 | ZYA 1020/6 MICRO HC-FEP |

*Continued on next page*

| $d_1$ [mm] | $l_2$ [mm] | $d_2$ [mm] | $l_1$ [mm] | Cut | | Item no. | Designation |
|---|---|---|---|---|---|---|---|
| 12 | 25 | 6 | 65 | MICRO | 1 | 21101976 | ZYA 1225/6 MICRO |
| | | | | MICRO HC-FEP | 1 | 21101977 | ZYA 1225/6 MICRO HC-FEP |



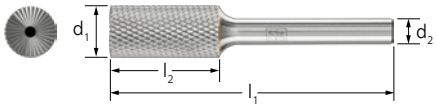


## Cylindrical shape ZYAS with end cut

Cylindrical burr according to DIN 8032 with circumferential and end cut for fine stock removal. Burrs with the MICRO cut offer a higher stock removal rate than mounted/grinding points and impress with their high surface quality. They also operate with low vibration and little noise. Also available with wear-resistant HICOAT coating.

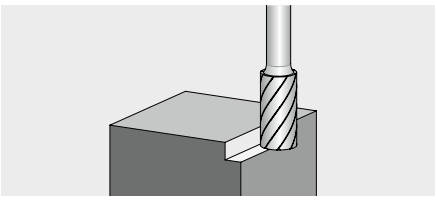

**Special features:**
- Unlike with mounted grinding points, there is no change in geometry due to wear and tear.
- Use on almost all materials up to 68 HRC.
- There is reduced wear on the tool drive due to impact-free work without chatter marks, thanks to the high concentricity.

| $d_1$ [mm] | $l_2$ [mm] | $d_2$ [mm] | $l_1$ [mm] | Cut | | Item no. | Designation |
|---|---|---|---|---|---|---|---|
| **Tungsten carbide burrs** | | | | | | | |
| 6 | 16 | 6 | 55 | MICRO | 1 | 21100276 | ZYAS 0616/6 MICRO |
| | | | | MICRO HC-FEP | 1 | 21100277 | ZYAS 0616/6 MICRO HC-FEP |
| 8 | 20 | 6 | 60 | MICRO | 1 | 21100376 | ZYAS 0820/6 MICRO |
| | | | | MICRO HC-FEP | 1 | 21100377 | ZYAS 0820/6 MICRO HC-FEP |
| 10 | 20 | 6 | 60 | MICRO | 1 | 21100776 | ZYAS 1020/6 MICRO |
| | | | | MICRO HC-FEP | 1 | 21100777 | ZYAS 1020/6 MICRO HC-FEP |
| 12 | 25 | 6 | 65 | MICRO | 1 | 21100576 | ZYAS 1225/6 MICRO |
| | | | | MICRO HC-FEP | 1 | 21100577 | ZYAS 1225/6 MICRO HC-FEP |




## Ball shape KUD

Ball-shaped burr according to DIN 8032 for fine stock removal. Burrs with the MICRO cut offer a higher stock removal rate than mounted/grinding points and impress with their high surface quality. They also operate with low vibration and little noise. Also available with wear-resistant HICOAT coating.

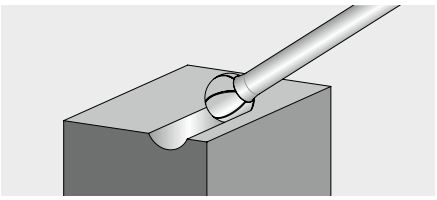

**Special features:**
- Unlike with mounted grinding points, there is no change in geometry due to wear and tear.
- Use on almost all materials up to 68 HRC.
- There is reduced wear on the tool drive due to impact-free work without chatter marks, thanks to the high concentricity.

| $d_1$ [mm] | $l_2$ [mm] | $d_2$ [mm] | $l_1$ [mm] | Cut | | Item no. | Designation |
|---|---|---|---|---|---|---|---|
| **Small tungsten carbide burrs** | | | | | | | |
| 2 | 1.5 | 3 | 33 | MICRO | 1 | 21211033 | KUD 021,5/3 MICRO |
| 3 | 2 | 3 | 33 | MICRO | 1 | 21211073 | KUD 0302/3 MICRO |
| | | | | MICRO HC-FEP | 1 | 21211074 | KUD 0302/3 MICRO HC-FEP |
| 4 | 3 | 3 | 34 | MICRO | 1 | 21212573 | KUD 0403/3 MICRO |
| | | | 45 | MICRO HC-FEP | 1 | 21212574 | KUD 0403/3 MICRO HC-FEP |
| 6 | 5 | 3 | 35 | MICRO | 1 | 21213073 | KUD 0605/3 MICRO |
| | | | | MICRO HC-FEP | 1 | 21213074 | KUD 0605/3 MICRO HC-FEP |

*Continued on next page*

# TC burrs for high-performance applications
## MICRO cut for finishing work

PFERD TOOLS



| $d_1$ [mm] | $l_2$ [mm] | $d_2$ [mm] | $l_1$ [mm] | Cut | | Item no. | Designation |
|---|---|---|---|---|---|---|---|
| **Tungsten carbide burrs** | | | | | | | |
| 6 | 5 | 6 | 45 | MICRO | 1 | 21112576 | KUD 0605/6 MICRO |
| | | | | MICRO HC-FEP | 1 | 21112577 | KUD 0605/6 MICRO HC-FEP |
| 8 | 7 | 6 | 47 | MICRO | 1 | 21112676 | KUD 0807/6 MICRO |
| | | | | MICRO HC-FEP | 1 | 21112677 | KUD 0807/6 MICRO HC-FEP |
| 10 | 9 | 6 | 49 | MICRO | 1 | 21112776 | KUD 1009/6 MICRO |
| | | | | MICRO HC-FEP | 1 | 21112777 | KUD 1009/6 MICRO HC-FEP |
| 12 | 10 | 6 | 51 | MICRO | 1 | 21112876 | KUD 1210/6 MICRO |
| | | | | MICRO HC-FEP | 1 | 21112877 | KUD 1210/6 MICRO HC-FEP |
| 16 | 14 | 6 | 54 | MICRO HC-FEP | 1 | 21112977 | KUD 1614/6 MICRO HC-FEP |




## Cylindrical shape with radius end WRC

Cylindrical burr with radius end according to DIN 8032 for fine stock removal. Burrs with the MICRO cut offer a higher stock removal rate than mounted/grinding points and impress with their high surface quality. They also operate with low vibration and little noise. Also available with wear-resistant HICOAT coating.

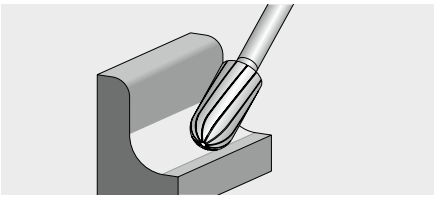

**Special features:**
- Unlike with mounted grinding points, there is no change in geometry due to wear and tear.
- Use on almost all materials up to 68 HRC.
- There is reduced wear on the tool drive due to impact-free work without chatter marks, thanks to the high concentricity.

| $d_1$ [mm] | $l_2$ [mm] | $d_2$ [mm] | $l_1$ [mm] | Cut | | Item no. | Designation |
|---|---|---|---|---|---|---|---|
| **Small tungsten carbide burrs** | | | | | | | |
| 2 | 10 | 3 | 40 | MICRO | 1 | 21205073 | WRC 0210/3 MICRO |
| 3 | 13 | 3 | 43 | MICRO | 1 | 21205173 | WRC 0313/3 MICRO |
| | | | | MICRO HC-FEP | 1 | 21205174 | WRC 0313/3 MICRO HC-FEP |
| 6 | 13 | 3 | 43 | MICRO | 1 | 21205273 | WRC 0613/3 MICRO |
| | | | | MICRO HC-FEP | 1 | 21205274 | WRC 0613/3 MICRO HC-FEP |
| **Tungsten carbide burrs** | | | | | | | |
| 6 | 16 | 6 | 55 | MICRO | 1 | 21105076 | WRC 0616/6 MICRO |
| | | | | MICRO HC-FEP | 1 | 21105077 | WRC 0616/6 MICRO HC-FEP |
| 8 | 20 | 6 | 60 | MICRO | 1 | 21105176 | WRC 0820/6 MICRO |
| | | | | MICRO HC-FEP | 1 | 21105177 | WRC 0820/6 MICRO HC-FEP |
| 10 | 20 | 6 | 60 | MICRO | 1 | 21105276 | WRC 1020/6 MICRO |
| | | | | MICRO HC-FEP | 1 | 21105277 | WRC 1020/6 MICRO HC-FEP |
| 12 | 25 | 6 | 65 | MICRO | 1 | 21105376 | WRC 1225/6 MICRO |
| | | | | MICRO HC-FEP | 1 | 21105377 | WRC 1225/6 MICRO HC-FEP |




## Pointed tree shape SPG

Pointed tree-shaped burr according to DIN 8032 with flattened tip for fine stock removal. Burrs with the MICRO cut offer a higher stock removal rate than mounted/grinding points and impress with their high surface quality. They also operate with low vibration and little noise. Also available with wear-resistant HICOAT coating.

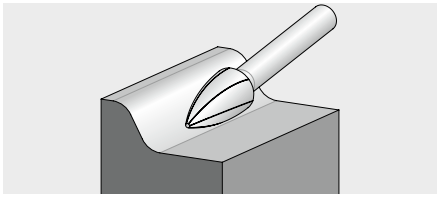

**Special features:**
- Unlike with mounted grinding points, there is no change in geometry due to wear and tear.
- Use on almost all materials up to 68 HRC.
- There is reduced wear on the tool drive due to impact-free work without chatter marks, thanks to the high concentricity.

| $d_1$ [mm] | $l_2$ [mm] | $d_2$ [mm] | $l_1$ [mm] | Cut | | Item no. | Designation |
|---|---|---|---|---|---|---|---|
| **Small tungsten carbide burrs** | | | | | | | |
| 3 | 7 | 3 | 37 | MICRO | 1 | 21222573 | SPG 0307/3 MICRO |
| | | | | MICRO HC-FEP | 1 | 21222574 | SPG 0307/3 MICRO HC-FEP |
| | 13 | 3 | 43 | MICRO | 1 | 21222673 | SPG 0313/3 MICRO |
| | | | | MICRO HC-FEP | 1 | 21222674 | SPG 0313/3 MICRO HC-FEP |
| 6 | 13 | 3 | 43 | MICRO | 1 | 21222773 | SPG 0613/3 MICRO |
| | | | | MICRO HC-FEP | 1 | 21222774 | SPG 0613/3 MICRO HC-FEP |
| **Tungsten carbide burrs** | | | | | | | |
| 6 | 18 | 6 | 55 | MICRO | 1 | 21122573 | SPG 0618/6 MICRO |
| | | | | MICRO HC-FEP | 1 | 21122577 | SPG 0618/6 MICRO HC-FEP |
| 8 | 20 | 6 | 60 | MICRO | 1 | 21122593 | SPG 0820/6 MICRO |
| | | | | MICRO HC-FEP | 1 | 21122598 | SPG 0820/6 MICRO HC-FEP |
| 10 | 20 | 6 | 60 | MICRO | 1 | 21122673 | SPG 1020/6 MICRO |
| | | | | MICRO HC-FEP | 1 | 21122672 | SPG 1020/6 MICRO HC-FEP |
| 12 | 25 | 6 | 65 | MICRO | 1 | 21122773 | SPG 1225/6 MICRO |
| | | | | MICRO HC-FEP | 1 | 21122777 | SPG 1225/6 MICRO HC-FEP |




## Conical pointed shape SKM

Conical pointed burr according to DIN 8032 with flattened tip for fine stock removal. Burrs with the MICRO cut offer a higher stock removal rate than mounted/grinding points and impress with their high surface quality. They also operate with low vibration and little noise. Also available with wear-resistant HICOAT coating.

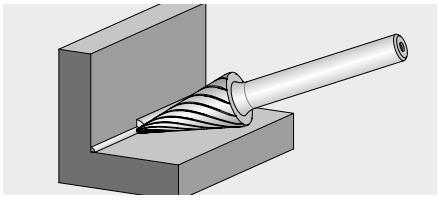

**Special features:**
- Unlike with mounted grinding points, there is no change in geometry due to wear and tear.
- Use on almost all materials up to 68 HRC.
- There is reduced wear on the tool drive due to impact-free work without chatter marks, thanks to the high concentricity.

| $d_1$ [mm] | $l_2$ [mm] | $d_2$ [mm] | $l_1$ [mm] | α [°] | Cut | | Item no. | Designation |
|---|---|---|---|---|---|---|---|---|
| **Small tungsten carbide burrs** | | | | | | | | |
| 3 | 7 | 3 | 37 | 21 | MICRO | 1 | 21214073 | SKM 0307/3 MICRO |
| | | | | 14 | MICRO HC-FEP | 1 | 21214074 | SKM 0307/3 MICRO HC-FEP |
| | 11 | 3 | 41 | 14 | MICRO | 1 | 21214173 | SKM 0311/3 MICRO |
| | | | | | MICRO HC-FEP | 1 | 21214174 | SKM 0311/3 MICRO HC-FEP |
| 6 | 13 | 3 | 43 | 25 | MICRO | 1 | 21215073 | SKM 0613/3 MICRO |

*Continued on next page*

# TC burrs for high-performance applications
## MICRO cut for finishing work

PFERD TOOLS



| $d_1$ [mm] | $l_2$ [mm] | $d_2$ [mm] | $l_1$ [mm] | α [°] | Cut | | Item no. | Designation |
|---|---|---|---|---|---|---|---|---|
| 6 | 13 | 3 | 43 | 25 | MICRO HC-FEP | 1 | 21215074 | SKM 0613/3 MICRO HC-FEP |
| **Tungsten carbide burrs** | | | | | | | | |
| 6 | 18 | 6 | 55 | 18 | MICRO | 1 | 21115076 | SKM 0618/6 MICRO |
| | | | | | MICRO HC-FEP | 1 | 21115075 | SKM 0618/6 MICRO HC-FEP |
| 8 | 20 | 6 | 60 | 22 | MICRO | 1 | 21115086 | SKM 0820/6 MICRO |
| | | | | | MICRO HC-FEP | 1 | 21115085 | SKM 0820/6 MICRO HC-FEP |
| 10 | 20 | 6 | 60 | 28 | MICRO | 1 | 21115176 | SKM 1020/6 MICRO |
| | | | | | MICRO HC-FEP | 1 | 21115177 | SKM 1020/6 MICRO HC-FEP |
| 12 | 25 | 6 | 65 | 26 | MICRO | 1 | 21115276 | SKM 1225/6 MICRO |
| | | | | | MICRO HC-FEP | 1 | 21115277 | SKM 1225/6 MICRO HC-FEP |




### Tree shape with radius end RBF

Tree-shaped burr with radius end according to DIN 8032 for fine stock removal. Burrs with the MICRO cut offer a higher stock removal rate than mounted/grinding points and impress with their high surface quality. They also operate with low vibration and little noise. Also available with wear-resistant HICOAT coating.

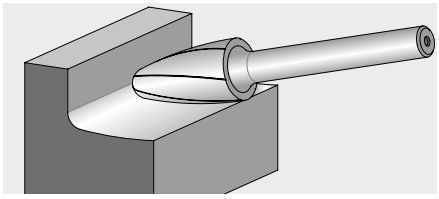

**Special features:**

- Unlike with mounted grinding points, there is no change in geometry due to wear and tear.
- Use on almost all materials up to 68 HRC.
- There is reduced wear on the tool drive due to impact-free work without chatter marks, thanks to the high concentricity.

| $d_1$ [mm] | $l_2$ [mm] | $d_2$ [mm] | $l_1$ [mm] | r [mm] | Cut | | Item no. | Designation |
|---|---|---|---|---|---|---|---|---|
| **Small tungsten carbide burrs** | | | | | | | | |
| 3 | 7 | 3 | 37 | 0.75 | MICRO | 1 | 21217593 | RBF 0307/3 MICRO |
| | | | | | MICRO HC-FEP | 1 | 21217594 | RBF 0307/3 MICRO HC-FEP |
| | 13 | 3 | 43 | 0.75 | MICRO | 1 | 21218173 | RBF 0313/3 MICRO |
| | | | | | MICRO HC-FEP | 1 | 21218174 | RBF 0313/3 MICRO HC-FEP |
| 6 | 13 | 3 | 43 | 1.5 | MICRO | 1 | 21230073 | RBF 0613/3 MICRO |
| | | | | | MICRO HC-FEP | 1 | 21230074 | RBF 0613/3 MICRO HC-FEP |
| **Tungsten carbide burrs** | | | | | | | | |
| 6 | 18 | 6 | 55 | 1.5 | MICRO | 1 | 21157205 | RBF 0618/6 MICRO |
| | | | | | MICRO HC-FEP | 1 | 21117377 | RBF 0618/6 MICRO HC-FEP |
| 8 | 20 | 6 | 60 | 1.2 | MICRO | 1 | 21157208 | RBF 0820/6 MICRO |
| | | | | | MICRO HC-FEP | 1 | 21117677 | RBF 0820/6 MICRO HC-FEP |
| 10 | 20 | 6 | 60 | 2.5 | MICRO | 1 | 21157210 | RBF 1020/6 MICRO |
| | | | | | MICRO HC-FEP | 1 | 21117777 | RBF 1020/6 MICRO HC-FEP |
| 12 | 25 | 6 | 65 | 2.5 | MICRO | 1 | 21117876 | RBF 1225/6 MICRO |
| | | | | | MICRO HC-FEP | 1 | 21117875 | RBF 1225/6 MICRO HC-FEP |



## Set 1502 MICRO

Set 1502 MICRO contains ten small tungsten carbide burrs for finishing work in the most common shapes and dimensions.

**Contents:**
The set comprises one each of the following: ZYA 0210/3 MICRO, ZYA 0313/3 MICRO, ZYA 0613/3 MICRO, WRC 0210/3 MICRO, WRC 0313/3 MICRO, WRC 0613/3 MICRO, KUD 0302/3 MICRO, KUD 0605/3 MICRO, RBF 0307/3 MICRO and RBF 0613/3 MICRO with a shank diameter of 3 mm, cut MICRO.

**Special features:**
- The sturdy plastic box protects the tools against dirt and damage.

| Cut | Contents [Piece] | Contents shank diameter [mm] | | Item no. | Designation |
|---|---|---|---|---|---|
| **Small tungsten carbide burrs** | | | | | |
| MICRO | 10 | 3 | 1 | 21901502 | SET 1502 MICRO 10TLG |



## Set 1303 MICRO

Set 1303 MICRO contains three small tungsten carbide burrs for finishing work in the most common shapes and dimensions.

**Contents:**
The set comprises one each of the following: ZYA 0313/3 MICRO, WRC 0313/3 MICRO and RBF 0313/3 MICRO with a shank diameter of 3 mm, cut MICRO.

**Special features:**
- The sturdy plastic box protects the tools against dirt and damage.

| Cut | Contents [Piece] | Contents shank diameter [mm] | | Item no. | Designation |
|---|---|---|---|---|---|
| **Small tungsten carbide burrs** | | | | | |
| MICRO | 3 | 3 | 1 | 21901303 | SET 1303 MICRO 3TLG |



## Set 1306 MICRO

Set 1306 MICRO contains three tungsten carbide burrs for finishing work in the most common shapes and dimensions.

**Contents:**
The set comprises one each of the following: ZYAS 0616/6 MICRO, WRC 0616/6 MICRO and RBF 0618/6 MICRO with a shank diameter of 6 mm, cut MICRO.

**Special features:**
- The sturdy plastic box protects the tools against dirt and damage.

| Cut | Contents [Piece] | Contents shank diameter [mm] | | Item no. | Designation |
|---|---|---|---|---|---|
| **Tungsten carbide burrs** | | | | | |
| MICRO | 3 | 6 | 1 | 21901306 | SET 1306 MICRO 3TLG |




## Set 1306 MICRO HC-FEP

The 1306 MICRO HC-FEP set contains three tungsten carbide burrs with a high-quality HICOAT coating for finishing work in the most common shapes and dimensions.

**Contents:**
The set comprises one each of the following: ZYAS 0616/6 MICRO HC-FEP, WRC 0616/6 MICRO HC-FEP and RBF 0618/6 MICRO HC-FEP with a shank diameter of 6 mm, cut MICRO HC-FEP.

**Special features:**
- The sturdy plastic box protects the tools against dirt and damage.

| Cut | Contents [Piece] | Contents shank diameter [mm] | | Item no. | Designation |
|---|---|---|---|---|---|
| **Tungsten carbide burrs** | | | | | |
| MICRO HC-FEP | 3 | 6 | 1 | 21901307 | 1306 MICRO 3TLG HC-FEP |




## Set 1312 MICRO

Set 1312 MICRO contains three tungsten carbide burrs for finishing work in the most common shapes and dimensions.

**Contents:**
The set comprises one each of the following: ZYAS 1225/6 MICRO, WRC 1225/6 MICRO and RBF 1225/6 MICRO with a shank diameter of 6 mm, cut MICRO.

**Special features:**
- The sturdy plastic box protects the tools against dirt and damage.

| Cut | Contents [Piece] | Contents shank diameter [mm] | | Item no. | Designation |
|---|---|---|---|---|---|
| **Tungsten carbide burrs** | | | | | |
| MICRO | 3 | 6 | 1 | 21901312 | SET 1312 MICRO 3TLG |




## Set 1312 MICRO HC-FEP

The 1312 MICRO HC-FEP set contains three tungsten carbide burrs for finishing work in the most common shapes and dimensions.

**Contents:**
The set comprises one each of the following: ZYAS 1225/6 MICRO HC-FEP, WRC 1225/6 MICRO HC-FEP and RBF 1225/6 MICRO HC-FEP with a shank diameter of 6 mm, cut MICRO HC-FEP.

**Special features:**
- The sturdy plastic box protects the tools against dirt and damage.

| Cut | Contents [Piece] | Contents shank diameter [mm] | | Item no. | Designation |
|---|---|---|---|---|---|
| **Tungsten carbide burrs** | | | | | |
| MICRO HC-FEP | 3 | 6 | 1 | 21901313 | 1312 MICRO 3TLG HC-FEP |




## Conical counterbore shape KSJ

Conical counterbore burr according to DIN 8032 with cut conforming to DIN 8033, with point angle (60°). Suitable for flexible counterboring and chamfering.

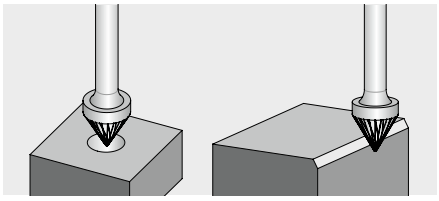

**Special features:**
- Can be guided as desired.
- Extremely flexible for use in hard-to-reach areas.

| $d_1$ [mm] | $l_2$ [mm] | $d_2$ [mm] | $l_1$ [mm] | α [°] | Cut | | Item no. | Designation |
|---|---|---|---|---|---|---|---|---|
| **Tungsten carbide burrs** | | | | | | | | |
| 10 | 8 | 6 | 53 | 60 | 3 | 1 | 21115736 | KSJ 1008/6 Z3 |
| 16 | 13 | 6 | 56 | 60 | 3 | 1 | 21115336 | KSJ 1613/6 Z3 |
| | | | | | 5 | 1 | 21115356 | KSJ 1613/6 Z5 |




## Conical counterbore shape KSJ (double-ended)

Conical counterbore burr (double-ended) according to DIN 8032 with cut conforming to DIN 8033, with point angle (60°). Suitable for flexible counterboring and chamfering.

**Special features:**
- Can cut and be used on both sides.
- Can be guided as desired.
- Extremely flexible for use in hard-to-reach areas.

| $d_1$ [mm] | $l_2$ [mm] | $d_2$ [mm] | $l_1$ [mm] | α [°] | Cut | | Item no. | Designation |
|---|---|---|---|---|---|---|---|---|
| **Tungsten carbide burrs** | | | | | | | | |
| 6 | 5 | 6 | 50 | 60 | 3 | 1 | 21115536 | KSJ 0605/6 Z3 |

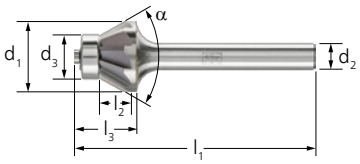


## Conical counterbore shape KSJ EDGE

Conical counterbore burr for producing precisely defined 30° chamfer angles.

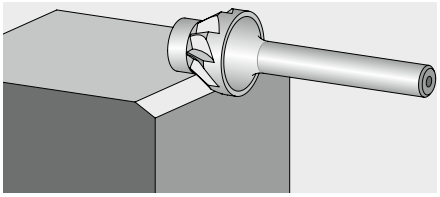

**Special features:**
- Special design for precise guidance, without damaging the workpiece.
- Safe and comfortable to guide thanks to design with ball bearings.
- Creates exact edge shapes in one single step.

| $d_1$ [mm] | $l_2$ [mm] | $d_2$ [mm] | $l_1$ [mm] | $d_3$ [mm] | $l_3$ [mm] | α [°] | Cut | | Item no. | Designation |
|---|---|---|---|---|---|---|---|---|---|---|
| **Tungsten carbide burrs** | | | | | | | | | | |
| 16 | 5 | 6 | 54 | 10 | 14 | 60 | EDGE | 1 | *21115366* | KSJ 1605/6 EDGE 30° |
| | | | | | | | EDGE ALU | 1 | *21115367* | KSJ 1605/6 EDGE ALU 30° |



*Discontinued product*

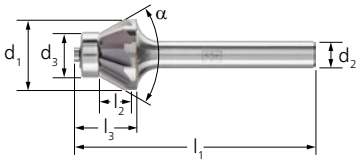


## Conical counterbore shape KSJ EDGE HC-FEP

Conical counterbore burr for producing precisely defined 30° chamfer angles.

**Special features:**
- High-quality HICOAT coating for high hardness and wear resistance.
- As this type features ball bearings, it is safe, precise and comfortable to guide without damaging the workpiece.
- Creates exact edge shapes in one single step.

| $d_1$ [mm] | $l_2$ [mm] | $d_2$ [mm] | $l_1$ [mm] | $d_3$ [mm] | $l_3$ [mm] | α [°] | Cut | | Item no. | Designation |
|---|---|---|---|---|---|---|---|---|---|---|
| **Tungsten carbide burrs** | | | | | | | | | | |
| 16 | 5 | 6 | 54 | 10 | 14 | 60 | EDGE HC-FEP | 1 | 21115369 | KSJ 1605/6 EDGE 30°HC-FEP |




## Conical counterbore shape KSK

Conical counterbore burr according to DIN 8032 with cut conforming to DIN 8033, with angle (90°). Suitable for flexible counterboring and chamfering.

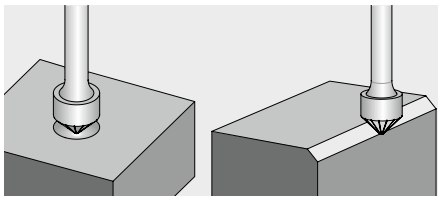

**Special features:**
- Can be guided as desired.
- Extremely flexible for use in hard-to-reach areas.

| $d_1$ [mm] | $l_2$ [mm] | $d_2$ [mm] | $l_1$ [mm] | α [°] | Cut | | Item no. | Designation |
|---|---|---|---|---|---|---|---|---|
| **Tungsten carbide burrs** | | | | | | | | |
| 10 | 5 | 6 | 50 | 90 | 3 | 1 | 21115836 | KSK 1005/6 Z3 |
| 16 | 8 | 6 | 53 | 90 | 3 | 1 | 21115436 | KSK 1608/6 Z3 |
| | | | | | 5 | 1 | 21115456 | KSK 1608/6 Z5 |




## Conical counterbore shape KSK (double-ended)

Conical counterbore burr (double-ended) according to DIN 8032 with cut conforming to DIN 8033, with angle (90°). Suitable for flexible counterboring and chamfering.

**Special features:**
- Can cut and be used on both sides.
- Can be guided as desired.
- Extremely flexible for use in hard-to-reach areas.

| $d_1$ [mm] | $l_2$ [mm] | $d_2$ [mm] | $l_1$ [mm] | α [°] | Cut | | Item no. | Designation |
|---|---|---|---|---|---|---|---|---|
| **Tungsten carbide burrs** | | | | | | | | |
| 6 | 3 | 6 | 50 | 90 | 3 | 1 | 21115636 | KSK 0603/6 Z3 |

*New item*

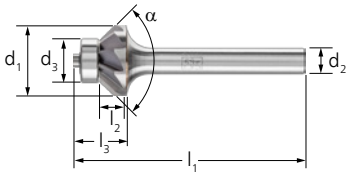


## Conical counterbore shape KSK EDGE

Conical counterbore burr for producing precisely defined 45° chamfer angles.

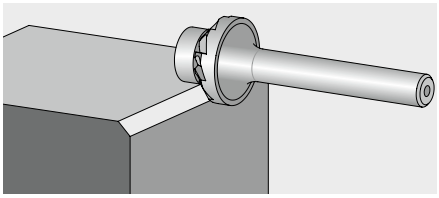

**Special features:**
- Special design for precise guidance, without damaging the workpiece.
- Safe and comfortable to guide thanks to design with ball bearings.
- Creates exact edge shapes in one single step.

| $d_1$ [mm] | $l_2$ [mm] | $d_2$ [mm] | $l_1$ [mm] | $d_3$ [mm] | $l_3$ [mm] | α [°] | Cut | | Item no. | Designation |
|---|---|---|---|---|---|---|---|---|---|---|
| **Tungsten carbide burrs** | | | | | | | | | | |
| 16 | 3 | 6 | 52 | 10 | 12 | 90 | EDGE | 1 | *21115466* | KSK 1603/6 EDGE 45° |

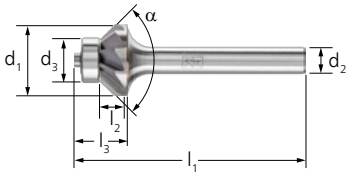


## Conical counterbore shape KSK EDGE HC-FEP

Conical counterbore burr for producing precisely defined 45° chamfer angles.

**Special features:**
- High-quality HICOAT coating for high hardness and wear resistance.
- As this type features ball bearings, it is safe, precise and comfortable to guide without damaging the workpiece.
- Creates exact edge shapes in one single step.

| $d_1$ [mm] | $l_2$ [mm] | $d_2$ [mm] | $d_3$ [mm] | $l_3$ [mm] | α [°] | Cut | | Item no. | Designation |
|---|---|---|---|---|---|---|---|---|---|
| **Tungsten carbide burrs** | | | | | | | | | |
| 16 | 3 | 6 | 10 | 12 | 90 | EDGE HC-FEP | 1 | 21115471 | KSK 1603/6 EDGE 45°HC-FEP |




## KSK EDGE Cutting System

The KSK EDGE Cutting System (ECS) allows for chamfers that are 1.2 mm wide (+/- 0.2 mm). The ECS burr can be reordered and replaced. Matching burr: KSK 1603/6 EDGE (ALU) 45°.

**Special features:**
- Special design for precise guidance, without damaging the workpiece.
- Very precise work on edges thanks to additional guide sleeve.
- Creates exact edge shapes in one single step.

| $d_1$ [mm] | $l_2$ [mm] | $d_2$ [mm] | $l_1$ [mm] | $d_3$ [mm] | $l_3$ [mm] | $d_4$ [mm] | α [°] | Cut | | Item no. | Designation |
|---|---|---|---|---|---|---|---|---|---|---|---|
| **Tungsten carbide burrs** | | | | | | | | | | | |
| 16 | 1 | 6 | 52 | 10 | 24 | 25 | 90 | EDGE | 1 | *21115467* | KSK 1603/6 EDGE 45° ECS |

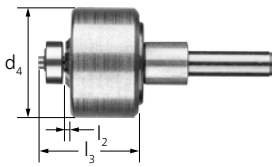


## KSK EDGE Cutting System HC-FEP

The KSK EDGE Cutting System HC-FEP (ECS) allows for chamfers that are 1.2 mm wide (+/- 0.2 mm). The ECS burr can be reordered and replaced. Matching burr: KSK 1603/6 EDGE 45° HC-FEP.

**Special features:**
- High-quality HICOAT coating for high hardness and wear resistance.
- Special design with guide sleeve for very exact work on edges without damaging the workpiece.
- Creates exact edge shapes in one single step.

| $d_1$ [mm] | $l_2$ [mm] | $d_2$ [mm] | $l_1$ [mm] | $d_3$ [mm] | $l_3$ [mm] | $d_4$ [mm] | α [°] | Cut | | Item no. | Designation |
|---|---|---|---|---|---|---|---|---|---|---|---|
| 16 | 1 | 6 | 52 | 10 | 24 | 25 | 90 | EDGE HC-FEP | 1 | 21115472 | KSK 1603/6 EDGE 45° ECS HC-FEP |



*New item*
*Discontinued product*

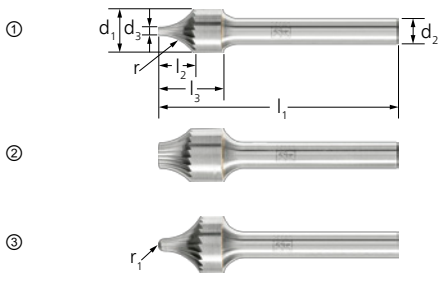


## Concave radius burrs V

Concave radius burrs with concave end shape, cut conforming to DIN 8033. Suitable for the production and processing of outer radii and rounded edges.

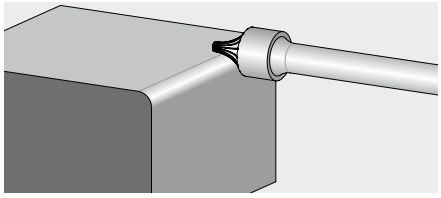

**Special features:**
- Can be guided as desired.
- Extremely flexible for use in hard-to-reach areas.

| Image | $d_1$ [mm] | $l_2$ [mm] | $d_2$ [mm] | $l_1$ [mm] | $d_3$ [mm] | $l_3$ [mm] | r [mm] | $r_1$ [mm] | Cut | | Item no. | Designation |
|---|---|---|---|---|---|---|---|---|---|---|---|---|
| **Tungsten carbide burrs** | | | | | | | | | | | | |
| ① | 10 | 8 | 6 | 55 | 2 | 15 | 10 | - | 3 | 1 | 21152536 | V 1015/6 Z3 |
| ② | 12 | 7 | 6 | 55 | 6 | 15 | 10 | - | 3 | 1 | 21152836 | V 1215/6 Z3 |
| ③ | 13 | 10 | 6 | 55 | 3 | 15 | 10 | 1.5 | 3 | 1 | 21152736 | V 1315/6 Z3 |

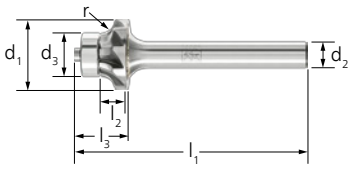


## Concave radius burrs V EDGE

Concave radius burrs for the production of precise radii. Suitable for the production and processing of 3 mm outer radii.

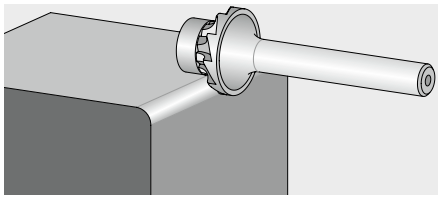

**Special features:**
- Special design for precise guidance, without damaging the workpiece.
- Safe and comfortable to guide thanks to design with ball bearings.
- Creates exact edge shapes in one single step.

| $d_1$ [mm] | $l_2$ [mm] | $d_2$ [mm] | $l_1$ [mm] | $d_3$ [mm] | $l_3$ [mm] | r [mm] | Cut | | Item no. | Designation |
|---|---|---|---|---|---|---|---|---|---|---|
| **Tungsten carbide burrs** | | | | | | | | | | |
| 16 | 3 | 6 | 52 | 10 | 12 | 3 | EDGE | 1 | *21152936* | V 1612/6 EDGE R3,0 |

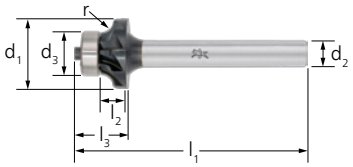


## Concave radius burrs V EDGE HC-FEP

Concave radius burrs for the production of precise radii. Suitable for the production and processing of 2, 2.5 and 3 mm outer radii.

**Special features:**
- High-quality HICOAT coating for high hardness and wear resistance.
- As this type features ball bearings, it is safe, precise and comfortable to guide without damaging the workpiece.
- Creates exact edge shapes in one single step.

| $d_1$ [mm] | $l_2$ [mm] | $d_2$ [mm] | $l_1$ [mm] | $d_3$ [mm] | $l_3$ [mm] | r [mm] | Cut | | Item no. | Designation |
|---|---|---|---|---|---|---|---|---|---|---|
| **Tungsten carbide burrs** | | | | | | | | | | |
| 14 | 2 | 6 | 52 | 10 | 12 | 2 | EDGE HC-FEP | 1 | 21152930 | V 1412/6 EDGE R2,0 HC-FEP |
| 16 | 2.5 | 6 | 52 | 10 | 12 | 2.5 | EDGE HC-FEP | 1 | 21152934 | V 1612/6 EDGE R2,5 HC-FEP |
| | 3 | 6 | 52 | 10 | 12 | 3 | EDGE HC-FEP | 1 | 21152937 | V 1612/6 EDGE R3,0 HC-FEP |

*New item*
*Discontinued product*




## V EDGE Cutting System

The V EDGE Cutting System (ECS) enables production and processing of 3 mm outer radii. The ECS burr can be reordered and replaced. Matching burr: V 1612/6 EDGE R3.0.

**Special features:**
- Special design for precise guidance, without damaging the workpiece.
- Very precise work on edges thanks to additional guide sleeve.
- Creates exact edge shapes in one single step.

| $d_1$ [mm] | $l_2$ [mm] | $d_2$ [mm] | $l_1$ [mm] | $d_3$ [mm] | $l_3$ [mm] | $d_4$ [mm] | r [mm] | Cut | | Item no. | Designation |
|---|---|---|---|---|---|---|---|---|---|---|---|
| **Tungsten carbide burrs** | | | | | | | | | | | |
| 16 | 3 | 6 | 52 | 10 | 24 | 25 | 3 | EDGE | 1 | *21152946* | V 1612/6 EDGE R3,0 ECS |

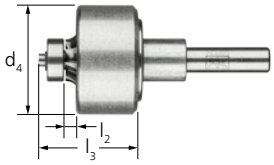


## V EDGE Cutting System HC-FEP

The V EDGE Cutting System HC-FEP (ECS) enables production and processing of 2; 2.5 and 3 mm outer radii. The ECS burr can be reordered and replaced.

**Special features:**
- High-quality HICOAT coating for high hardness and wear resistance.
- Special design with guide sleeve for very exact work on edges without damaging the workpiece.
- Creates exact edge shapes in one single step.

| $d_1$ [mm] | $l_2$ [mm] | $d_2$ [mm] | $l_1$ [mm] | $d_3$ [mm] | $l_3$ [mm] | $d_4$ [mm] | r [mm] | Cut | | Item no. | Designation |
|---|---|---|---|---|---|---|---|---|---|---|---|
| **Tungsten carbide burrs** | | | | | | | | | | | |
| 16 | 3 | 6 | 52 | 10 | 24 | 25 | 3 | EDGE HC-FEP | 1 | 21152938 | V 1612/6 EDGE R3,0 ECS HC-FEP |

① 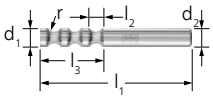


② 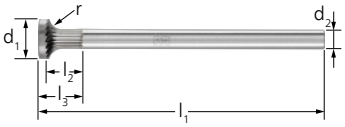


## Radius burrs R

Radius burrs with a concave shape and special cut. Suitable for the production and processing of outer radii and rounded edges.

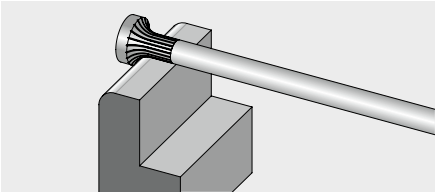

**Special features:**
- Can be guided as desired.
- Extremely flexible for use in hard-to-reach areas.

| Image | $d_1$ [mm] | $l_2$ [mm] | $d_2$ [mm] | $l_1$ [mm] | $l_3$ [mm] | r [mm] | Cut | | Item no. | Designation |
|---|---|---|---|---|---|---|---|---|---|---|
| **Tungsten carbide burrs** | | | | | | | | | | |
| ① | 6 | 5 | 6 | 65 | 25 | 3 | Special cut (SP) | 1 | 21143086 | R 0625/6 SP |
| | 8 | 5 | 8 | 65 | 27 | 3 | Special cut (SP) | 1 | 21143288 | R 0830/8 SP |
| ② | 16 | 12 | 8 | 118 | 18 | 6 | Special cut (SP) | 1 | 21143588 | R 1618/8 SP |



*New item*
*Discontinued product*




## Inverted cones WKN without end cut

Inverted cone-shaped rotary cutter, tapered towards the shank according to DIN 8032 with cut conforming to DIN 8033. Suitable for work on hard-to-reach, reverse-side edges.

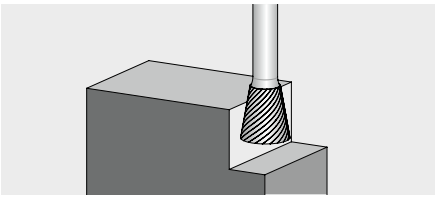

**Special features:**
- Can be guided as desired.
- Extremely flexible for use in hard-to-reach areas.

| $d_1$ [mm] | $l_2$ [mm] | $d_2$ [mm] | $l_1$ [mm] | α [°] | Cut | | Item no. | Designation |
|---|---|---|---|---|---|---|---|---|
| **Small tungsten carbide burrs** | | | | | | | | |
| 3 | 7 | 3 | 37 | 8 | 3 PLUS | 1 | 21208583 | WKN 0307/3 Z3 PLUS |
| | | | | | 5 | 1 | 21208553 | WKN 0307/3 Z5 |
| 6 | 7 | 3 | 37 | 10 | 3 PLUS | 1 | 21208683 | WKN 0607/3 Z3 PLUS |
| | | | | | 5 | 1 | 21208653 | WKN 0607/3 Z5 |
| **Tungsten carbide burrs** | | | | | | | | |
| 10 | 13 | 6 | 53 | 10 | 3 | 1 | 21155036 | WKN 1013/6 Z3 |
| 12 | 13 | 6 | 53 | 20 | 3 | 1 | 21155136 | WKN 1213/6 Z3 |
| 16 | 13 | 6 | 53 | 20 | 3 | 1 | 21155236 | WKN 1613/6 Z3 |

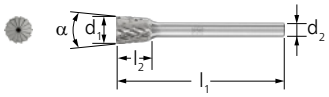


## Inverted cones WKNS with end cut

Inverted cone-shaped rotary cutter, tapered towards the shank according to DIN 8032 with cut conforming to DIN 8033. Shape WKNS with end cut. Suitable for work on hard-to-reach, reverse-side edges.

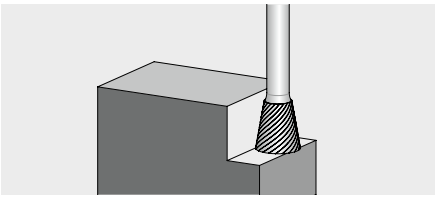

**Special features:**
- Can be guided as desired.
- Extremely flexible for use in hard-to-reach areas.

| $d_1$ [mm] | $l_2$ [mm] | $d_2$ [mm] | $l_1$ [mm] | α [°] | Cut | | Item no. | Designation |
|---|---|---|---|---|---|---|---|---|
| **Small tungsten carbide burrs** | | | | | | | | |
| 3 | 7 | 3 | 37 | 8 | 3 PLUS | 1 | 21207583 | WKNS 0307/3 Z3 PLUS |
| | | | | | 5 | 1 | 21207553 | WKNS 0307/3 Z5 |
| 6 | 7 | 3 | 37 | 10 | 3 PLUS | 1 | 21207683 | WKNS 0607/3 Z3 PLUS |
| | | | | | 5 | 1 | 21207653 | WKNS 0607/3 Z5 |

# TC copy milling burrs
## General information

### Recommended rotational speed range [RPM]

To determine the recommended cutting speed range [m/min], please proceed as follows:
① Select the material group to be machined.
② Determine the type of application.
③ Select the cut.
④ Establish the cutting speed range.

To determine the recommended rotational speed range [RPM], please proceed as follows:
⑤ Select the required burr diameter.
⑥ The cutting speed range and the burr diameter determine the recommended rotational speed range.



### Cutting speeds – TC copy milling burrs

| ① Material group | | | ② Used for | ③ Cut | ④ Cutting speed |
|---|---|---|---|---|---|
| Steel, cast steel | Steels up to 1,200 N/mm² (< 38 HRC) | Construction steels, carbon steels, tool steels, non-alloyed steels, case-hardened steels, cast steel, tempering steels | Coarse stock removal | 4 | 450–600 m/min |
| | | | Fine stock removal | MICRO | 600–750 m/min |
| | Hardened, heat-treated steels over 1,200 N/mm² (> 38 HRC) | Tool steels, tempering steels, alloyed steels, cast steel | Coarse stock removal | 4 | 250–350 m/min |
| | | | Fine stock removal | MICRO | 450–600 m/min |

**Example:**
TC copy milling burr,
MICRO cut,
burr dia. 8 mm.
Fine stock removal on steels up to 1,200 N/mm².
Cutting speed: 600–750 m/min
**Rotational speed range: 24,000–30,000 RPM**

| ⑤ Burr dia. [mm] | ⑥ Cutting speeds [m/min] | | | | |
|---|---|---|---|---|---|
| | 250 | 350 | 450 | 600 | 750 |
| | Rotational speeds [RPM] | | | | |
| 3 | 27,000 | 37,000 | 48,000 | 64,000 | 80,000 |
| 6 | 13,000 | 19,000 | 24,000 | 32,000 | 40,000 |
| 8 | 10,000 | 14,000 | 18,000 | 24,000 | 30,000 |

## Universal cut KFS 4




### Cylindrical shape ZYA without end cut

Cylindrical burr for levelling elevations such as weld seams and for repairing cutting and punching blades in tool and mould-making. The uncut area provides optimum contour guidance and protects the workpiece against damage.

**Special features:**
- Cut 4 for coarse stock removal on steel and cast steel, tool steels as well as hardened and heat-treated steels over 1,200 N/mm².
- Long tool life and high surface quality.
- Reduced machining time.

| $d_1$ [mm] | $l_2$ [mm] | $l_3$ [mm] | $d_2$ [mm] | $l_1$ [mm] | Cut | | Item no. | Designation |
|---|---|---|---|---|---|---|---|---|
| **Small tungsten carbide burrs** | | | | | | | | |
| 3 | 25 | 7 | 3 | 65 | 4 | 1 | 21201289 | ZYA 0325/3 Z4 7MM KFS |
| **Tungsten carbide burrs** | | | | | | | | |
| 6 | 30 | 7 | 6 | 70 | 4 | 1 | 21101699 | ZYA 0630/6 Z4 7MM KFS |
| 8 | 30 | 7 | 6 | 77 | 4 | 1 | 21101789 | ZYA 0830/6 Z4 7MM KFS |

# TC copy milling burrs
## Universal cut KFS 4



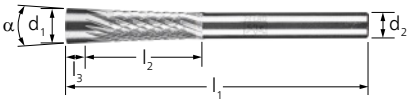


### Inverted cones WKN without end cut

Inverted cone-shaped burr, tapered towards the shank for work on punching tools. The uncut area provides optimum contour guidance and protects the workpiece against damage.

**Special features:**
- Cut 4 for coarse stock removal on steel and cast steel, tool steels as well as hardened and heat-treated steels over 1,200 N/mm².
- Long tool life and high surface quality.
- Reduced machining time.

| $d_1$ [mm] | $l_2$ [mm] | $l_3$ [mm] | $d_2$ [mm] | $l_1$ [mm] | α [°] | Cut | | Item no. | Designation |
|---|---|---|---|---|---|---|---|---|---|
| **Tungsten carbide burrs** | | | | | | | | | |
| 8 | 26 | 7 | 6 | 73 | 4 | 4 | 1 | 21155009 | WKN 0826/6 Z4 7MM KFS |

## MICRO cut for finishing work

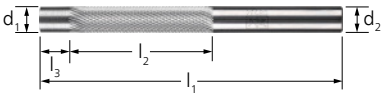


### Cylindrical shape ZYA without end cut

Cylindrical burr for levelling elevations such as weld seams and for repairing cutting and punching blades in tool and mould-making. The uncut area provides optimum contour guidance and protects the workpiece against damage.

**Special features:**
- MICRO cut for fine stock removal on almost all materials up to a hardness of 68 HRC.
- Long tool life and high surface quality.
- Reduced machining time.

| $d_1$ [mm] | $l_2$ [mm] | $l_3$ [mm] | $d_2$ [mm] | $l_1$ [mm] | Cut | | Item no. | Designation |
|---|---|---|---|---|---|---|---|---|
| **Small tungsten carbide burrs** | | | | | | | | |
| 3 | 25 | 7 | 3 | 65 | MICRO | 1 | 21201288 | ZYA 0325/3 MICRO 7 mm KFS |
| **Tungsten carbide burrs** | | | | | | | | |
| 6 | 30 | 7 | 6 | 70 | MICRO | 1 | 21101698 | ZYA 0630/6 MICRO 7MM KFS |
| 8 | 30 | 7 | 6 | 77 | MICRO | 1 | 21101788 | ZYA 0830/6 MICRO 7 mm KFS |

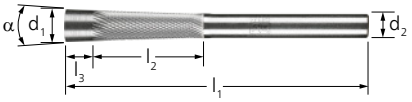


### Inverted cones WKN without end cut

Inverted cone-shaped burr, tapered towards the shank for work on punching tools. The uncut area provides optimum contour guidance and protects the workpiece against damage.

**Special features:**
- MICRO cut for fine stock removal on almost all materials up to a hardness of 68 HRC.
- Long tool life and high surface quality.
- Reduced machining time.

| $d_1$ [mm] | $l_2$ [mm] | $l_3$ [mm] | $d_2$ [mm] | $l_1$ [mm] | α [°] | Cut | | Item no. | Designation |
|---|---|---|---|---|---|---|---|---|---|
| **Tungsten carbide burrs** | | | | | | | | | |
| 8 | 26 | 7 | 6 | 73 | 4 | MICRO | 1 | 21155008 | WKN 0826/6 MICRO 7mm KFS |

# TC profile cylinder burrs
## Cylindrical shape






### COARSE version

Burr with drill tip and cut cutting surfaces. The COARSE version, due to its open cut, is not prone to clogging when milling profile cylinders made from soft materials. The integrated drill tip enables accurate centring for drilling with pinpoint precision.

**Special features:**
- Enormous time savings thanks to very high stock removal rate.
- Less susceptible to breakage, as tool jamming is minimized.
- Good tool life, optimum chip removal and easy to use.

| Image | $d_1$ [mm] | $l_2$ [mm] | $d_2$ [mm] | $l_1$ [mm] | Cut | | Item no. | Designation |
|---|---|---|---|---|---|---|---|---|
| **Tungsten carbide burrs** | | | | | | | | |
| ③ | 4 | 22 | 6 | 60 | PZF COARSE | 1 | 26007864 | PZF 0422/6-60 COARSE |
| ④ | 4 | 22 | 6 | 70 | PZF COARSE | 1 | 26007865 | PZF 0422/6-70 COARSE |
| ① | 6 | 22 | 6 | 60 | PZF COARSE | 1 | 26007866 | PZF 0622/6-60 COARSE |
| ② | 6 | 22 | 6 | 80 | PZF COARSE | 1 | 26007867 | PZF 0622/6-80 COARSE |




### ALU version

Burr for milling profile cylinders and strike plates (e.g. facings or security covers) made from soft materials (e.g. aluminium).

**Special features:**
- Wear resistance due to reduced material adhesion.
- Specially developed burr geometry prevents built-up edges and tool clogging when working on particularly soft materials.

| Image | $d_1$ [mm] | $l_2$ [mm] | $d_2$ [mm] | $l_1$ [mm] | Cut | | Item no. | Designation |
|---|---|---|---|---|---|---|---|---|
| **Tungsten carbide burrs** | | | | | | | | |
| ② | 4 | 24 | 6 | 60 | PZF ALU | 1 | 26007936 | PZF 0424/6-60 ALU |
| ① | 6 | 20 | 6 | 80 | PZF ALU | 1 | 26007714 | PZF 0620/6-80 ALU |




### MICRO version

Burr with drill tip and cut cutting surfaces. The MICRO version is particularly well suited to milling out high-quality cylinder locks with hardened components up to 68 HRC. The integrated drill tip enables accurate centring for drilling with pinpoint precision.

**Special features:**
- Enormous time savings thanks to very high stock removal rate.
- Less susceptible to breakage, as tool jamming is minimized.
- Good tool life, optimum chip removal and easy to use.

| Image | $d_1$ [mm] | $l_2$ [mm] | $d_2$ [mm] | $l_1$ [mm] | Cut | | Item no. | Designation |
|---|---|---|---|---|---|---|---|---|
| **Tungsten carbide burrs** | | | | | | | | |
| ③ | 4 | 22 | 6 | 60 | PZF MICRO | 1 | 26007712 | PZF 0422/6-60 |
| ④ | 4 | 22 | 6 | 70 | PZF MICRO | 1 | 26007713 | PZF 0422/6-70 |
| ① | 6 | 22 | 6 | 60 | PZF MICRO | 1 | 26007674 | PZF 0622/6-60 |
| ② | 6 | 22 | 6 | 80 | PZF MICRO | 1 | 26007711 | PZF 0622/6-80 |

# TC profile cylinder burrs
## Cylindrical shape with radius end




### WRC PZF version

Cylindrical burr with radius end for professional opening of conventional profile cylinders. The special tooth geometry of the WRC shape enables safe milling of the profile cylinder.

**Special features:**
- Easy to use.
- Good tool life.
- Suitable for use on steel and stainless steel (INOX).

| Image | $d_1$ [mm] | $l_2$ [mm] | $d_2$ [mm] | $l_1$ [mm] | Cut | | Item no. | Designation |
|---|---|---|---|---|---|---|---|---|
| **Small tungsten carbide burrs** | | | | | | | | |
| ③ | 3 | 20 | 3 | 65 | PZF | 1 | 26007746 | WRC 0320/3 PZF GL65 |
| | | | | 80 | PZF | 1 | 26007731 | WRC 0320/3 PZF GL80 |
| **Tungsten carbide burrs** | | | | | | | | |
| ② | 4 | 20 | 6 | 60 | PZF | 1 | 26007723 | WRC 0420/6 PZF GL60 |
| | | 28 | 6 | 70 | PZF | 1 | 26007724 | WRC 0428/6 PZF GL70 |
| ① | 6 | 18 | 6 | 60 | PZF | 1 | 26007730 | WRC 0618/6 PZF GL60 |
| | | | | 80 | PZF | 1 | 26007729 | WRC 0618/6 PZF GL80 |

# Milling tools for robot applications
## Burr shapes



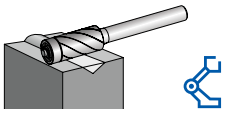

**ZYA KGL**
Cylindrical shape with ball bearing

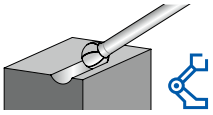

**KUD**
Ball shape

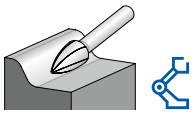

**SPG**
Pointed tree shape

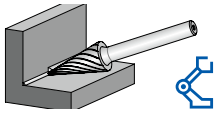

**SKM**
Conical pointed shape

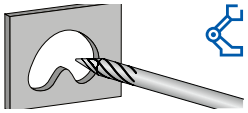

**SKM-ZYA**
Special shape / combination of conical pointed shape and cylindrical shape

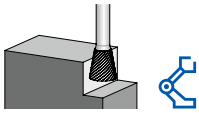

**WKN**
Inverted cone

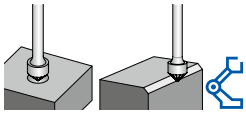

**KSK**
Conical counterbore shape

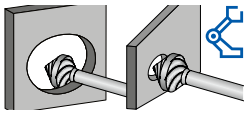

**KSK-WKN**
Special shape / combination of conical counterbore shape and inverted cone

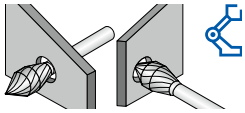

**KZW**
Special shape / combination of conical counterbore shape, cylindrical shape and tapered shape

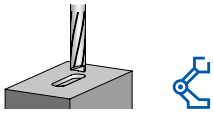

**ZYA FSTS**
Cylindrical shape with flat end cut (two teeth)

## PFERD TOOLS cuts

### PFERD TOOLS cuts for universal applications



#### Cut 3 HC-FEP

- Optimized for robot applications.
- Machining of steel, cast iron, stainless steel (INOX), nickel-based alloys and titanium alloys.
- High stock removal and good surfaces.
- High-quality HICOAT coating HC-FEP for high hardness and wear resistance.



#### Cut 4 HC-FEP

- Optimized for robot applications.
- Machining of stainless steel (INOX), steel and high-temperature-resistant materials such as nickel-based and cobalt-based alloys.
- High stock removal with short chips and good surfaces.
- High-quality HICOAT coating HC-FEP for high hardness and wear resistance.



#### Cut 5 HC-FEP

- Optimized for robot applications.
- Fine machining of steel, cast iron, stainless steel (INOX) and high-temperature-resistant materials such as nickel-based and cobalt-based alloys.
- Good surface.
- High-quality HICOAT coating HC-FEP for high hardness and wear resistance.

# Milling tools for robot applications
PFERD TOOLS cuts

PFERD TOOLS

## PFERD TOOLS cuts for high-performance applications





### ALU HC-NFE cut

- Optimized for robot applications.
- High stock removal rate on aluminium and aluminium alloys, non-ferrous metals and plastics.
- High-quality HICOAT coating HC-NFE for long-chipping and smearing aluminium alloys and non-ferrous metals.

### Cut MICRO HC-FEP

- Optimized for robot applications.
- Good stock removal on almost all materials < 68 HRC.
- High surface quality.
- High-quality HICOAT coating HC-FEP for high hardness and wear resistance.



## Milling tools for deburring and chamfering




### Conical counterbore shape KSK

Conical counterbore burr for deburring and chamfering in robot applications.

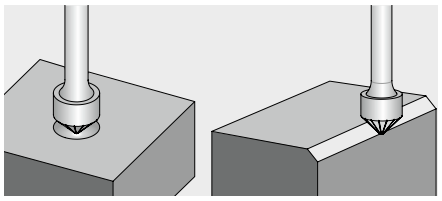

**Special features:**
- High-quality HICOAT coating for high hardness and wear resistance.
- Good surface.

| $d_1$ [mm] | $l_2$ [mm] | $d_2$ [mm] | $l_1$ [mm] | α [°] | Cut | | Item no. | Designation |
|---|---|---|---|---|---|---|---|---|
| **Tungsten carbide burrs** | | | | | | | | |
| 10 | 5 | 6 | 50 | 90 | 3 HC-FEP | 1 | 21460013 | KSK 1005/6 Z3 HC RS |
| | | | | | 5 HC-FEP | 1 | 21460012 | KSK 1005/6 Z5 HC RS |
| 16 | 8 | 6 | 53 | 90 | 3 HC-FEP | 1 | 21460015 | KSK 1608/6 Z3 HC RS |
| | | | | | 5 HC-FEP | 1 | 21460014 | KSK 1608/6 Z5 HC RS |




### Special shape KSK-WKN

Special burr shape for robot applications. The combination of conical counterbore shape and tapered shape enables hard-to-reach components to be optimally deburred and chamfered in just one operation.

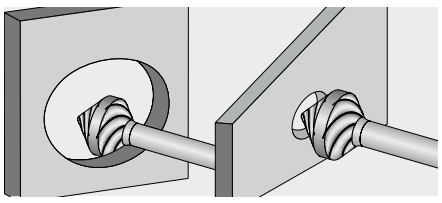

**Special features:**
- High-quality HICOAT coating for high hardness and wear resistance.
- Good surface.

| $d_1$ [mm] | $l_2$ [mm] | $d_2$ [mm] | $l_1$ [mm] | α [°] | Cut | | Item no. | Designation |
|---|---|---|---|---|---|---|---|---|
| **Tungsten carbide burrs with long shanks, shank length SL (long steel shank)** | | | | | | | | |
| 10 | 11 | 6 | 86 | 90 | 3 HC-FEP | 1 | 21460008 | KSK-WKN 1011/6 Z3 90°HC RS SL75 |
| | | | | | 5 HC-FEP | 1 | 21460009 | KSK-WKN 1011/6 Z5 90°HC RS SL75 |
| 16 | 15 | 6 | 90 | 90 | 3 HC-FEP | 1 | 21460010 | KSK-WKN 1615/6 Z3 90°HC RS SL75 |
| | | | | | 5 HC-FEP | 1 | 21460011 | KSK-WKN 1615/6 Z5 90°HC RS SL75 |




## Inverted cone WKN

Inverted cone-shaped burr, tapered towards the shank for deburring and chamfering in robot applications.

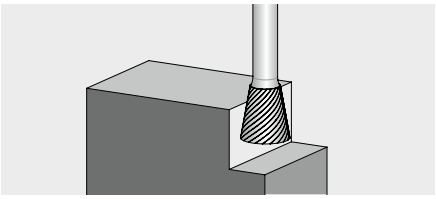

**Special features:**
- High-quality HICOAT coating for high hardness and wear resistance.
- Good surface.

| $d_1$ [mm] | $l_2$ [mm] | $d_2$ [mm] | $l_1$ [mm] | Cut | | Item no. | Designation |
|---|---|---|---|---|---|---|---|
| **Tungsten carbide burrs with long shanks, shank length SL (long steel shank)** | | | | | | | |
| 10 | 3 | 6 | 79.5 | 3 HC-FEP | 1 | 21460004 | WKN 1003/6 Z3 90° HC RS SL75 |
| | | | | 5 HC-FEP | 1 | 21460005 | WKN 1003/6 Z5 90° HC RS SL75 |
| 16 | 6 | 6 | 81 | 3 HC-FEP | 1 | 21460006 | WKN 1606/6 Z3 90° HC RS SL75 |
| | | | | 5 HC-FEP | 1 | 21460007 | WKN 1606/6 Z5 90° HC RS SL75 |




## Special shape KZW

Special burr shape for robot applications. The combination of three different burr shapes enables hard-to-reach components to be optimally deburred and chamfered in just one operation.

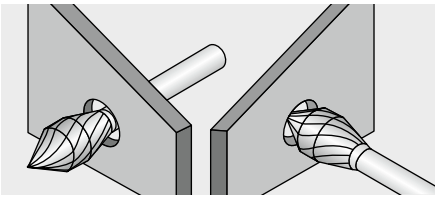

**Special features:**
- Less programming needed due to fewer tool changes.
- High-quality HICOAT coating for high hardness and wear resistance.

| $d_1$ [mm] | $l_2$ [mm] | $d_2$ [mm] | $l_1$ [mm] | α [°] | Cut | | Item no. | Designation |
|---|---|---|---|---|---|---|---|---|
| **Small tungsten carbide burrs** | | | | | | | | |
| 6 | 13 | 3 | 43 | 60 | 3 HC-FEP | 1 | 21460002 | KZW 0613/3 Z3 HC RS |
| | | | | | MICRO HC-FEP | 1 | 21460003 | KZW 0613/3 MICRO HC RS |
| **Tungsten carbide burrs** | | | | | | | | |
| 12 | 25 | 6 | 65 | 60 | 3 HC-FEP | 1 | 21460000 | KZW 1225/6 Z3 HC RS |
| | | | | | MICRO HC-FEP | 1 | 21460001 | KZW 1225/6 MICRO HC RS |

# Milling tools for robot applications
## Milling tools with ball bearing for deburring and cleaning






### Cylindrical shape ZYA with ball bearing

Cylindrical burr with ball bearing for deburring and cleaning in robot applications.

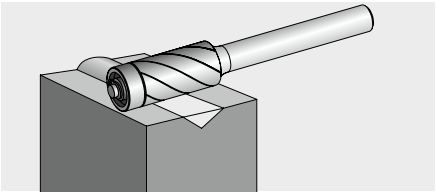

**Special features:**
- The ball bearing provides optimum contour guidance and protects the workpiece against damage during milling.
- High-quality HICOAT coating for high hardness and wear resistance.

| $d_1$ [mm] | $l_2$ [mm] | $d_2$ [mm] | $l_1$ [mm] | Cut | | Item no. | Designation |
|---|---|---|---|---|---|---|---|
| **Tungsten carbide burrs** | | | | | | | |
| 10 | 19 | 6 | 65 | ALU HC-NFE | 1 | 21460018 | ZYA 1019/6 ALU HC RS KGL |
| | | | | MICRO HC-FEP | 1 | 21460017 | ZYA 1019/6 MICRO HC RS KGL |
| | | | | 4 HC-FEP | 1 | 21460016 | ZYA 1019/6 C4 HC RS KGL |

## Milling tools for processing aluminium




### Special shape SKM-ZYA

Special burr shape for robot-guided aluminium processing. The combination of conical pointed shape and cylindrical shape enables optimum deburring and chamfering results in just one operation.

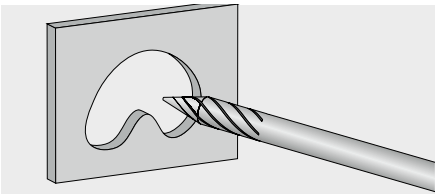

**Special features:**
- Less programming needed due to fewer tool changes.
- Extremely high stock removal rate on aluminium alloys and non-ferrous metals.
- HC-NFE coating prevents material adhesion when working on long-chipping and lubricating non-ferrous metals.

| $d_1$ [mm] | $l_2$ [mm] | $d_2$ [mm] | $l_1$ [mm] | α [°] | Cut | | Item no. | Designation |
|---|---|---|---|---|---|---|---|---|
| **Tungsten carbide burrs** | | | | | | | | |
| 6 | 25 | 6 | 120 | 31 | ALU HC-NFE | 1 | 21460019 | SKM-ZYA 0625/6 ALU GL120 HC RS |

## Milling tools for work on GRP/CRP




### Cylindrical shape ZYA with flat end cut (two teeth) FSTS

Cylindrical burr with flat end cut (two teeth) for trimming, contour milling, milling grooves and pockets and drilling blind holes in robot applications. The tooth geometry has been optimized for working on the wide range of GRP and CRP fibre-reinforced plastics.

**Special features:**
- High-quality HICOAT coating for high hardness and wear resistance.
- Particularly well suited to GRP and CRP, also with > 40 % fibre content.
- Generates smooth cut edges.

| $d_1$ [mm] | $l_2$ [mm] | $d_2$ [mm] | Cut | | Item no. | Designation |
|---|---|---|---|---|---|---|
| **Tungsten carbide burrs** | | | | | | |
| 8 | 25 | 8 | FVK HC | 1 | 21458899 | ZYA 0825/8 FVK FSTS RS HC |

*New item*

# HSS rotary cutters
## General information



### Overview of cuts



**ALU cut**
- Machining of soft non-ferrous metals, brass, copper, aluminium alloys, plastics, fibre-reinforced plastics and rubber.
- Rotational speed range of 4,000 to 6,000 RPM depending on the burr diameter.



**Cut 1**
- Machining of stainless steel (INOX), soft non-ferrous metals and plastics.
- Rotational speed range of 1,200 to 23,900 RPM depending on the burr diameter.



**Cut 2 with chip divider**
- Machining of steel, cast steel and cast iron, stainless steel (INOX), non-ferrous metals and plastics.
- Rotational speed range of 1,200 to 13,200 RPM depending on the burr diameter.



**Cut 3 with chip divider**
- Machining of steel, cast steel and cast iron.
- Rotational speed range of 1,200 to 7,900 RPM depending on the burr diameter.

### Explanation of the code system

$d_1$ = Burr dia.
$l_2$ = Cut length
$d_2$ = Shank dia.
$l_1$ = Total length
$\alpha$ = Angle



# HSS rotary cutters
## General information

PFERD TOOLS



### Recommended rotational speed range [RPM]

To determine the recommended cutting speed range [m/min], please proceed as follows:
① Select the material group to be machined.
② Determine the type of application.
③ Select the cut.
④ Establish the cutting speed range.

To determine the recommended rotational speed range [RPM], please proceed as follows:
⑤ Select the required burr diameter.
⑥ The cutting speed range and the burr diameter determine the recommended rotational speed range.



### Cutting speeds – HSS rotary cutters

| ① Material group | | | ② Used for | ③ Cut | ④ Cutting speed |
|---|---|---|---|---|---|
| Steel, cast steel | Steels up to 1,200 N/mm² (< 38 HRC) | Construction steels, carbon steels, tool steels, non-alloyed steels, case-hardened steels, cast steel, tempering steels | Coarse stock removal | 2 | 60–80 m/min |
| | | | | 3 | |
| | | | | SP | |
| | | | Fine stock removal | 3 | 80–100 m/min |
| | | | | SP | |
| Stainless steel (INOX) | Rust and acid-resistant steels | Austenitic and ferritic stainless steels | Coarse stock removal | 1 | 60–80 m/min |
| | | | Fine stock removal | 1 | 80–100 m/min |
| | | | | 2 | 60–80 m/min |
| Non-ferrous metals | Soft non-ferrous metals | Aluminium alloys, brass, copper, zinc | Coarse stock removal | ALU | 200–300 m/min |
| | | | | 1 | |
| | | | Fine stock removal | 2 | 200–250 m/min |
| Cast iron | Grey cast iron, white cast iron | Cast iron with flake graphite EN-GJL (GG), with nodular graphite/nodular cast iron EN-GJS (GGG), white annealed cast iron EN-GJMW (GTW), black annealed cast iron EN-GJMB (GTS) | Coarse stock removal | 2 | 60–80 m/min |
| | | | | 3 | |
| | | | | SP | |
| | | | Fine stock removal | 3 | 80–100 m/min |
| | | | | SP | |
| Plastics, other materials | Fibre-reinforced thermoplastics and duroplastics, hard rubber, wood | | Coarse stock removal | ALU | 200–300 m/min |
| | | | | 1 | |
| | | | Fine stock removal | 1 | 250–300 m/min |
| | | | | 2 | 200–250 m/min |

# HSS rotary cutters
## General information

PFERD TOOLS

**Example:**
HSS rotary cutter,
Cut 2,
Burr dia. 12 mm.
Coarse stock removal on steels up to 1,200 N/mm².
Cutting speed: 60–80 m/min
**Rotational speed range: 1.600–2.200 RPM**

| ⑤ Burr dia. [mm] | ⑥ Cutting speeds [m/min] | | | | | |
|---|---|---|---|---|---|---|
| | 60 | 80 | 100 | 200 | 250 | 300 |
| | Rotational speeds [RPM] | | | | | |
| 1.6 | 12,000 | 16,000 | 19,900 | 39,800 | 49,800 | 59,700 |
| 2.3 | 8,400 | 11,100 | 13,900 | 27,700 | 34,600 | 41,600 |
| 3.0 | 6,000 | 8,000 | 10,000 | 19,900 | 24,900 | 29,900 |
| 3.2 | 6,000 | 8,000 | 10,000 | 19,900 | 24,900 | 29,900 |
| 4.0 | 4,800 | 6,400 | 8,000 | 16,000 | 19,900 | 23,900 |
| 4.2 | 4,800 | 6,400 | 8,000 | 16,000 | 19,900 | 23,900 |
| 5.0 | 3,900 | 5,100 | 6,400 | 12,800 | 16,000 | 19,100 |
| 5.2 | 3,900 | 5,100 | 6,400 | 12,800 | 16,000 | 19,100 |
| 6.0 | 3,200 | 4,300 | 5,400 | 10,700 | 13,300 | 16,000 |
| 6.2 | 3,200 | 4,300 | 5,400 | 10,700 | 13,300 | 16,000 |
| 7.0 | 2,800 | 3,700 | 4,600 | 9,100 | 11,400 | 13,700 |
| 8.0 | 2,400 | 3,200 | 4,000 | 8,000 | 10,000 | 12,000 |
| 8.2 | 2,400 | 3,200 | 4,000 | 8,000 | 10,000 | 12,000 |
| 10.0 | 2,000 | 2,600 | 3,200 | 6,400 | 8,000 | 9,600 |
| 12.0 | 1,600 | 2,200 | 2,700 | 5,400 | 6,700 | 8,000 |
| 14.0 | 1,400 | 1,900 | 2,300 | 4,600 | 5,700 | 6,900 |
| 16.0 | 1,200 | 1,600 | 2,000 | 4,000 | 5,000 | 6,000 |
| 20.0 | 900 | 1,300 | 1,600 | 3,200 | 4,000 | 4,800 |

## For fine and coarse stock removal




### Cylindrical shape with end cut A-ST

The cylindrical HSS rotary cutters with end cut and special tooth geometry, manufactured to a high quality. The burrs can also be used cost-effectively with low-power tool drives at low rotational speeds.

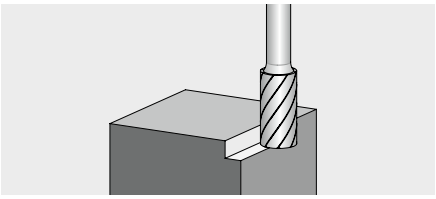

**Special features:**
- Suitable for use on steel, cast steel, stainless steel (INOX), non-ferrous metals, cast iron and plastics.
- Highly aggressive.
- There is reduced wear on the tool drive due to impact-free work without chatter marks, thanks to the high concentricity.

| $d_1$ [mm] | $l_2$ [mm] | $d_2$ [mm] | $l_1$ [mm] | Cut | | Item no. | Designation |
|---|---|---|---|---|---|---|---|
| **HSS rotary cutters** | | | | | | | |
| 4 | 13 | 6 | 60 | 3 | 1 | 22404336 | HSS A 0413ST/6 Z3 |
| 6 | 16 | 6 | 60 | 1 | 1 | *22404716* | HSS A 0616ST/6 Z1 |
| | | | | 2 | 1 | 22404726 | HSS A 0616ST/6 Z2 |
| | | | | 3 | 1 | 22404736 | HSS A 0616ST/6 Z3 |
| 8 | 20 | 6 | 60 | 3 | 1 | 22405036 | HSS A 0820ST/6 Z3 |
| 10 | 13 | 6 | 53 | 1 | 1 | *22405316* | HSS A 1013ST/6 Z1 |
| | | | | 3 | 1 | 22405336 | HSS A 1013ST/6 Z3 |
| | 20 | 6 | 60 | 3 | 1 | 22405436 | HSS A 1020ST/6 Z3 |
| 12 | 25 | 6 | 65 | 1 | 1 | 22405516 | HSS A 1225ST/6 Z1 |
| | | | | 2 | 1 | 22405526 | HSS A 1225ST/6 Z2 |
| | | | | 3 | 1 | 22405536 | HSS A 1225ST/6 Z3 |
| 16 | 25 | 6 | 65 | ALU | 1 | 22405916 | HSS A 1625ST/6 ALU |
| | | | | 2 | 1 | 22405826 | HSS A 1625ST/6 Z2 |
| | | | | 3 | 1 | 22405836 | HSS A 1625ST/6 Z3 |



*Discontinued product*




## Flame-shaped B

The flame-shaped HSS rotary cutters with special tooth geometry, manufactured to a high quality. The burrs can also be used cost-effectively with low-power tool drives at low rotational speeds.

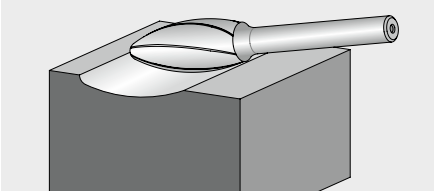

**Special features:**
- Suitable for use on steel, cast steel and cast iron.
- Highly aggressive.
- There is reduced wear on the tool drive due to impact-free work without chatter marks, thanks to the high concentricity.

| $d_1$ [mm] | $l_2$ [mm] | $d_2$ [mm] | $l_1$ [mm] | r [mm] | Cut | | Item no. | Designation |
|---|---|---|---|---|---|---|---|---|
| **HSS rotary cutters** | | | | | | | | |
| 8 | 20 | 6 | 60 | 1.5 | 3 | 1 | 22407136 | HSS B 0820/6 Z3 |
| 12 | 30 | 6 | 70 | 2 | 3 | 1 | 22407436 | HSS B 1230/6 Z3 |
| 16 | 35 | 6 | 75 | 2.6 | 3 | 1 | 22407836 | HSS B 1635/6 Z3 |




## Cylindrical shape with radius end C

Cylindrical HSS rotary cutter with radius end, end cut and special tooth geometry, manufactured to a high quality. The burrs can also be used cost-effectively with low-power tool drives at low rotational speeds.

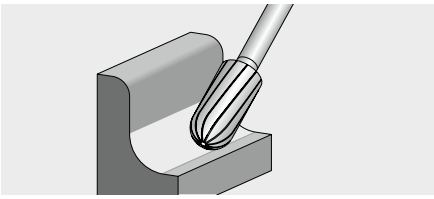

**Special features:**
- Suitable for use on steel, cast steel, stainless steel (INOX), non-ferrous metals, cast iron and plastics.
- Highly aggressive.
- There is reduced wear on the tool drive due to impact-free work without chatter marks, thanks to the high concentricity.

| $d_1$ [mm] | $l_2$ [mm] | $d_2$ [mm] | $l_1$ [mm] | Cut | | Item no. | Designation |
|---|---|---|---|---|---|---|---|
| **HSS rotary cutters** | | | | | | | |
| 6 | 16 | 6 | 60 | 1 | 1 | 22410716 | HSS C 0616/6 Z1 |
| | | | | 2 | 1 | *22410726* | HSS C 0616/6 Z2 |
| | | | | 3 | 1 | 22410736 | HSS C 0616/6 Z3 |
| 8 | 20 | 6 | 60 | 3 | 1 | 22411036 | HSS C 0820/6 Z3 |
| 10 | 20 | 6 | 60 | 3 | 1 | 22411336 | HSS C 1020/6 Z3 |
| 12 | 25 | 6 | 65 | 1 | 1 | 22411516 | HSS C 1225/6 Z1 |
| | | | | 2 | 1 | 22411526 | HSS C 1225/6 Z2 |
| | | | | 3 | 1 | 22411536 | HSS C 1225/6 Z3 |
| 16 | 25 | 6 | 65 | ALU | 1 | 22411816 | HSS C 1625/6 ALU |
| | | | | 3 | 1 | 22411836 | HSS C 1625/6 Z3 |

# HSS rotary cutters
## For fine and coarse stock removal






### Tree shape with radius end H

Tree-shaped HSS rotary cutter with radius end, end cut and special tooth geometry, manufactured to a high quality. The burrs can also be used cost-effectively with low-power tool drives at low rotational speeds.

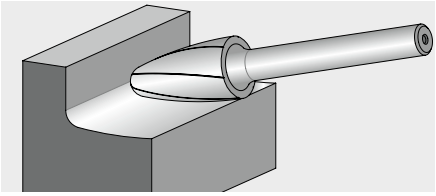

**Special features:**
- Suitable for use on steel, cast steel and cast iron.
- Highly aggressive.
- There is reduced wear on the tool drive due to impact-free work without chatter marks, thanks to the high concentricity.

| $d_1$ [mm] | $l_2$ [mm] | $d_2$ [mm] | $l_1$ [mm] | r [mm] | Cut | | Item no. | Designation |
|---|---|---|---|---|---|---|---|---|
| **HSS rotary cutters** | | | | | | | | |
| 8 | 20 | 6 | 60 | 1.2 | 3 | 1 | 22431836 | HSS H 0820/6 Z3 |
| 10 | 20 | 6 | 60 | 2.5 | 3 | 1 | 22432436 | HSS H 1020/6 Z3 |
| 12 | 25 | 6 | 65 | 2.5 | 3 | 1 | 22433036 | HSS H 1225/6 Z3 |
| 16 | 30 | 6 | 70 | 3.6 | 3 | 1 | 22434536 | HSS H 1630/6 Z3 |




### Conical pointed shape G

Conical pointed burr with flattened tip and special tooth geometry, manufactured to a high quality. The burrs can also be used cost-effectively with low-power tool drives at low rotational speeds.

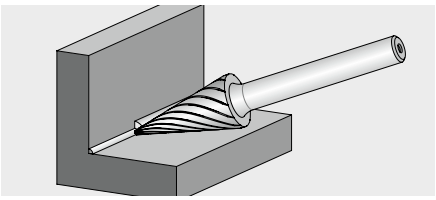

**Special features:**
- Suitable for use on steel, cast steel, stainless steel (INOX), cast iron, non-ferrous metals and plastics.
- Highly aggressive.
- There is reduced wear on the tool drive due to impact-free work without chatter marks, thanks to the high concentricity.

| $d_1$ [mm] | $l_2$ [mm] | $d_2$ [mm] | $l_1$ [mm] | α [°] | Cut | | Item no. | Designation |
|---|---|---|---|---|---|---|---|---|
| **HSS rotary cutters** | | | | | | | | |
| 6 | 18 | 6 | 60 | 14 | 3 | 1 | 22422736 | HSS G 0618/6 Z3 |
| 10 | 20 | 6 | 60 | 28 | 1 | 1 | 22423316 | HSS G 1020/6 Z1 |
| | | | | | 2 | 1 | 22423326 | HSS G 1020/6 Z2 |
| | | | | | 3 | 1 | 22423336 | HSS G 1020/6 Z3 |
| 12 | 25 | 6 | 65 | 27 | 1 | 1 | 22423516 | HSS G 1225/6 Z1 |
| | | | | | 2 | 1 | 22423526 | HSS G 1225/6 Z2 |
| | | | | | 3 | 1 | 22423536 | HSS G 1225/6 Z3 |




## Pointed tree shape K

Pointed tree-shaped burr with flattened tip and special tooth geometry, manufactured to a high quality. The burrs can also be used cost-effectively with low-power tool drives at low rotational speeds.

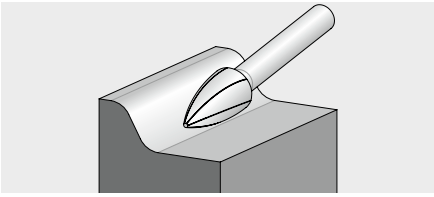

**Special features:**
- Suitable for use on steel, cast steel, stainless steel (INOX), cast iron, non-ferrous metals and plastics.
- Highly aggressive.
- There is reduced wear on the tool drive due to impact-free work without chatter marks, thanks to the high concentricity.

| $d_1$ [mm] | $l_2$ [mm] | $d_2$ [mm] | $l_1$ [mm] | Cut | | Item no. | Designation |
|---|---|---|---|---|---|---|---|
| **HSS rotary cutters** | | | | | | | |
| 6 | 18 | 6 | 60 | 2 | 1 | *22440726* | HSS K 0618/6 Z2 |
| | | | | 3 | 1 | 22440736 | HSS K 0618/6 Z3 |
| 10 | 20 | 6 | 60 | 3 | 1 | 22441336 | HSS K 1020/6 Z3 |
| 12 | 25 | 6 | 65 | 1 | 1 | 22441516 | HSS K 1225/6 Z1 |
| | | | | 3 | 1 | 22441536 | HSS K 1225/6 Z3 |
| | 30 | 6 | 70 | 1 | 1 | *22441616* | HSS K 1230/6 Z1 |
| | | | | 2 | 1 | 22441626 | HSS K 1230/6 Z2 |
| | | | | 3 | 1 | 22441636 | HSS K 1230/6 Z3 |
| 16 | 30 | 6 | 70 | ALU | 1 | 22441816 | HSS K 1630/6 ALU |
| | | | | 2 | 1 | 22441826 | HSS K 1630/6 Z2 |
| | | | | 3 | 1 | 22441836 | HSS K 1630/6 Z3 |




## Ball shape F

Ball-shaped burr with special tooth geometry, manufactured to a high quality. The burrs can also be used cost-effectively with low-power tool drives at low rotational speeds.

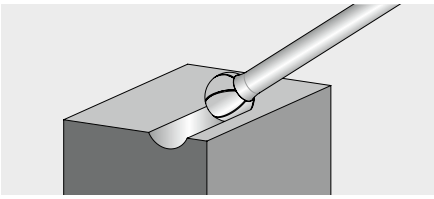

**Special features:**
- Suitable for use on steel, cast steel, stainless steel (INOX), cast iron, non-ferrous metals and plastics.
- Highly aggressive.
- There is reduced wear on the tool drive due to impact-free work without chatter marks, thanks to the high concentricity.

| $d_1$ [mm] | $l_2$ [mm] | $d_2$ [mm] | $l_1$ [mm] | Cut | | Item no. | Designation |
|---|---|---|---|---|---|---|---|
| **HSS rotary cutters** | | | | | | | |
| 4 | 3 | 6 | 55 | 3 | 1 | 22418836 | HSS F 0403/6 Z3 |
| 6 | 5 | 6 | 55 | 3 | 1 | 22419736 | HSS F 0605/6 Z3 |
| 8 | 7 | 6 | 55 | 1 | 1 | 22420016 | HSS F 0807/6 Z1 |
| | | | | 3 | 1 | 22420036 | HSS F 0807/6 Z3 |
| 10 | 9 | 6 | 49 | 3 | 1 | 22420336 | HSS F 1009/6 Z3 |
| 12 | 10 | 6 | 51 | 1 | 1 | *22420516* | HSS F 1210/6 Z1 |
| | | | | 3 | 1 | 22420536 | HSS F 1210/6 Z3 |
| 16 | 14 | 6 | 54 | 1 | 1 | 22420816 | HSS F 1614/6 Z1 |
| | | | | 3 | 1 | 22420836 | HSS F 1614/6 Z3 |

*Discontinued product*




## Conical shape with radius end L

Conical burr with radius end and special tooth geometry, manufactured to a high quality. The burrs can also be used cost-effectively with low-power tool drives at low rotational speeds.

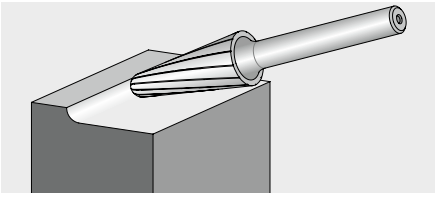

**Special features:**
- Suitable for use on steel, cast steel, cast iron, non-ferrous metals and plastics.
- Highly aggressive.
- There is reduced wear on the tool drive due to impact-free work without chatter marks, thanks to the high concentricity.

| $d_1$ [mm] | $l_2$ [mm] | $d_2$ [mm] | $l_1$ [mm] | α [°] | r [mm] | Cut | | Item no. | Designation |
|---|---|---|---|---|---|---|---|---|---|
| **HSS rotary cutters** | | | | | | | | | |
| 10 | 20 | 6 | 60 | 14 | 2.9 | 3 | 1 | 22450136 | HSS L 1020/6 Z3 |
| 12 | 25 | 6 | 65 | 14 | 3.3 | 3 | 1 | 22450736 | HSS L 1225/6 Z3 |
| | 30 | 6 | 70 | 14 | 2.6 | 3 | 1 | 22451236 | HSS L 1230/6 Z3 |
| 16 | 30 | 6 | 70 | 14 | 4.8 | ALU | 1 | 22451816 | HSS L 1630/6 ALU |
| | | | | | | 3 | 1 | 22451836 | HSS L 1630/6 Z3 |




## Oval shape O

Oval burr with special tooth geometry, manufactured to a high quality. The burrs can also be used cost-effectively with low-power tool drives at low rotational speeds.

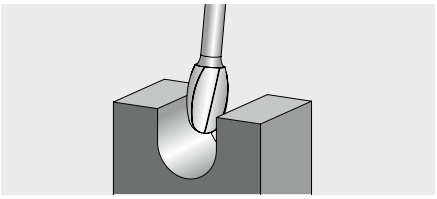

**Special features:**
- Suitable for use on steel, cast steel, stainless steel (INOX), cast iron, non-ferrous metals and plastics.
- Highly aggressive.
- There is reduced wear on the tool drive due to impact-free work without chatter marks, thanks to the high concentricity.

| $d_1$ [mm] | $l_2$ [mm] | $d_2$ [mm] | $l_1$ [mm] | r [mm] | Cut | | Item no. | Designation |
|---|---|---|---|---|---|---|---|---|
| **HSS rotary cutters** | | | | | | | | |
| 6 | 10 | 6 | 55 | 2.8 | 3 | 1 | 22460136 | HSS O 0610/6 Z3 |
| 10 | 16 | 6 | 56 | 4 | 3 | 1 | *22460836* | HSS O 1016/6 Z3 |
| 12 | 20 | 6 | 60 | 5 | 3 | 1 | 22461436 | HSS O 1220/6 Z3 |
| 16 | 25 | 6 | 65 | 6.5 | ALU | 1 | 22461816 | HSS O 1625/6 ALU |
| | | | | | 3 | 1 | 22461836 | HSS O 1625/6 Z3 |



*Discontinued product*




## Inverted cone with end cut W-ST

Inverted cone-shaped burr, tapered towards the shank, with end cut and special tooth geometry, manufactured to a high quality. The burrs can also be used cost-effectively with low-power tool drives at low rotational speeds.

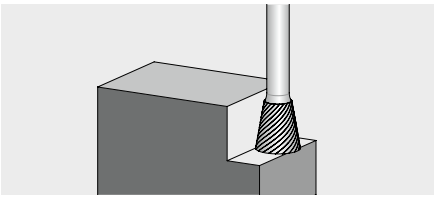

**Special features:**
- Suitable for use on steel, cast steel and cast iron.
- Highly aggressive.
- There is reduced wear on the tool drive due to impact-free work without chatter marks, thanks to the high concentricity.

| $d_1$ [mm] | $l_2$ [mm] | $d_2$ [mm] | $l_1$ [mm] | α [°] | Cut | | Item no. | Designation |
|---|---|---|---|---|---|---|---|---|
| **HSS rotary cutters** | | | | | | | | |
| 12 | 13 | 6 | 53 | 20 | 3 | 1 | 22471236 | HSS W 1213ST/6 Z3 |




## Set 81 HSS

Set 81 HSS contains 10 HSS rotary cutters in the most common shapes and dimensions.

**Contents:**
The set comprises one each of the following: HSS A 0616ST/6 Z3, HSS A 1013ST/6 Z3, HSS A 1225ST/6 Z3, HSS C 0616/6 Z3, HSS C 1225/6 Z3, HSS K 0618/6 Z3, HSS K 1230/6 Z3, HSS K 1630/6 Z3, HSS F 1210/6 Z3 and HSS L 1630/6 Z3 with a shank diameter of 6 mm, cut 3.

**Special features:**
- The burrs are secured at the shanks, facilitating the selection and withdrawal of the tools.
- The sturdy plastic box protects the tools against dirt and damage.

| Cut | Contents [Piece] | Contents shank diameter [mm] | | Item no. | Designation |
|---|---|---|---|---|---|
| **HSS rotary cutters** | | | | | |
| 3 | 10 | 6 | 1 | 22900813 | SET 81 Z3 10TLG |




## Set 82 HSS

Set 82 HSS contains 10 HSS rotary cutters in the most common shapes and dimensions.

**Contents:**
The set comprises one each of the following: HSS A 1013ST/6 Z3, HSS A 1625ST/6 Z3, HSS K 1630/6 Z3, HSS F 1614/6 Z3, HSS G 1020/6 Z3, HSS L 1020/6 Z3, HSS L 1630/6 Z3, HSS O 1625/6 Z3, HSS W 1213ST/6 Z3 and HSS 45/6 Z3 with a shank diameter of 6 mm, cut 3.

**Special features:**
- The burrs are secured at the shanks, facilitating the selection and withdrawal of the tools.
- The sturdy plastic box protects the tools against dirt and damage.

| Cut | Contents [Piece] | Contents shank diameter [mm] | | Item no. | Designation |
|---|---|---|---|---|---|
| **HSS rotary cutters** | | | | | |
| 3 | 10 | 6 | 1 | 22900823 | SET 82 Z3 10TLG |



## Set 83 HSS

Set 83 HSS contains 18 HSS rotary cutters in the most common shapes and dimensions.

**Contents:**
The set comprises one each of the following: HSS A 0616ST/6 Z3, HSS A 1225ST/6 Z3, HSS C 0616/6 Z3, HSS C 1225/6 Z3, HSS K 0618/6 Z3, HSS K 1225/6 Z3, HSS K 1230/6 Z3, HSS F 0403/6 Z3, HSS F 0807/6 Z3, HSS F 1210/6 Z3, HSS F 1614/6 Z3, HSS G 0618/6 Z3, HSS G 1225/6 Z3, HSS O 0610/6 Z3, HSS O 1220/6 Z3, HSS 55/6 Z3, HSS 63/6 Z3 and HSS 64/6 Z3 with a shank diameter of 6 mm, cut 3.

**Special features:**
- The sturdy plastic box protects the tools against dirt and damage.

| Cut | Contents [Piece] | Contents shank diameter [mm] | | Item no. | Designation |
|---|---|---|---|---|---|
| **HSS rotary cutters** | | | | | |
| 3 | 18 | 6 | 1 | 22900833 | SET 83 Z3 18TLG |




## Set 85 Z3

Set 85 Z3 contains three HSS rotary cutters for fine and coarse stock removal in the most common shapes and dimensions.

**Contents:**
The set comprises one each of the following: A 0616ST/6 Z3, C 0616/6 Z3 and K 0618/6 Z3 with a shank diameter of 6 mm, cut 3.

**Special features:**
- The sturdy plastic box protects the tools against dirt and damage.

| Cut | Contents [Piece] | Contents shank diameter [mm] | | Item no. | Designation |
|---|---|---|---|---|---|
| **HSS rotary cutters** | | | | | |
| 3 | 3 | 6 | 1 | 22900810 | SET 85 Z3 3TLG |

# HSS rotary cutters
## For fine and coarse stock removal





### Set 86 Z3

Set 86 Z3 contains three HSS rotary cutters for fine and coarse stock removal in the most common shapes and dimensions.

**Contents:**
The set comprises one each of the following:
A 1225ST/6 Z3, C 1225/6 Z3 and K 1225/6 Z3
with a shank diameter of 6 mm, cut 3.

**Special features:**
- The sturdy plastic box protects the tools against dirt and damage.

| Cut | Contents [Piece] | Contents shank diameter [mm] | | Item no. | Designation |
|---|---|---|---|---|---|
| **HSS rotary cutters** | | | | | |
| 3 | 3 | 6 | 1 | 22900811 | SET 86 Z3 3TLG |

## HSS rotary cutters for special shapes




### Special shapes shank dia. 6 mm

Burrs in four special shapes with a shank diameter of 6 mm.

**Special features:**
- Suited to a range of milling work due to their different shapes.

| Image | $d_1$ [mm] | $l_2$ [mm] | $d_2$ [mm] | $l_1$ [mm] | α [°] | Cut | | Item no. | Designation |
|---|---|---|---|---|---|---|---|---|---|
| **HSS rotary cutters** | | | | | | | | | |
| ① | 12 | 18 | 6 | 58 | - | 3 | 1 | 22104536 | HSS 45/6 Z3 |
| ② | 6 | 20 | 6 | 60 | - | 3 | 1 | 22105536 | HSS 55/6 Z3 |
| ③ | 12 | 30 | 6 | 70 | 7 | 3 | 1 | 22106336 | HSS 63ST/6 Z3 |
| ④ | 12 | 30 | 6 | 70 | - | 3 | 1 | 22106436 | HSS 64/6 Z3 |




### HSS edge trimming cutter

Due to their three identical cutting areas, this HSS edge trimming cutter provides three milling areas. Cylindrical burr with triple, concave contour and special cut, with a shank diameter of 6 mm. Cutting speed range of 60–80 m/min, rotational speed range of 3,100–4,200 RPM. When using the smallest burr diameter: max. 9.000 RPM.

**Special features:**
- Suitable for edge breaking to a defined radius.

| $d_1$ [mm] | $l_2$ [mm] | $d_2$ [mm] | $l_1$ [mm] | r [mm] | Cut | | Item no. | Designation |
|---|---|---|---|---|---|---|---|---|
| **HSS rotary cutters** | | | | | | | | |
| 8 | 30 | 6 | 70 | 5 | Special cut (SP) | 1 | 22215656 | HSS 156/6 SP |

# HSS rotary cutters
## HSS rotary cutters for special shapes



① ② 


### HSS rotary cutters for light metals with female thread

Multi-purpose HSS rotary cutters, similar to the tree shape. For work on soft non-ferrous metals: Cutting speed range of 200–300 m/min, rotational speed range of 3,100–4,700 RPM. For work on aluminium, up to max. 9.000 RPM.

| Image | $d_1$ [mm] | $l_1$ [mm] | $l_2$ [mm] | Female thread DIN | Suitable arbors | Cut | | Item no. | Designation |
|---|---|---|---|---|---|---|---|---|---|
| ① | 20 | 62 | 53 | M10 | BO 6/10, BO 8/10 | Special cut (SP) | 1 | 22211989 | HSS 119 M10 SP |
| ② | 20 | 54 | 45 | M10 | BO 6/10, BO 8/10 | Special cut (SP) | 1 | 22212089 | HSS 120 M10 SP |

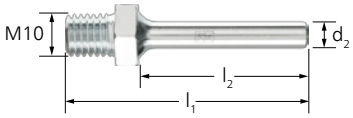


### Arbor for tools with female thread

Suitable for tools with female thread M10.

| $d_2$ [mm] | $l_2$ [mm] | $l_1$ [mm] | Thread | Suitable for | | Item no. | Designation |
|---|---|---|---|---|---|---|---|
| 6 | 40 | 57 | M10 | HSS 119, HSS 120 | 1 | 23600610 | BO 6/10 M10 |
| 8 | 40 | 57 | M10 | HSS 119, HSS 120 | 1 | 23600810 | BO 8/10 M10 |

① ② ③ 

### HSS engraving cutters

Suitable for fine stock removal in small and hard-to-reach places.

| Image | $d_1$ [mm] | $l_2$ [mm] | $d_2$ [mm] | $l_1$ [mm] | α [°] | Cut | | Item no. | Designation |
|---|---|---|---|---|---|---|---|---|---|
| **HSS rotary cutters** | | | | | | | | | |
| ① | 3 | 2.7 | 6 | 60 | - | Special cut (SP) | 1 | *22230156* | 301/6 SP |
| ② | 3 | 4.5 | 6 | 60 | 34 | Special cut (SP) | 1 | *22230656* | 306/6 SP |
| ③ | 6 | 5.6 | 6 | 60 | - | Special cut (SP) | 1 | 22231156 | 311/6 SP |



*Discontinued product*




## 906–928

Tools designed specifically for fine stock removal.

| Image | $d_1$ [mm] | $l_2$ [mm] | $d_2$ [mm] | $l_1$ [mm] | α [°] | Cut | | Item no. | Designation |
|---|---|---|---|---|---|---|---|---|---|
| **HSS finishing cutters** | | | | | | | | | |
| ① | 6 | 4.2 | 3 | 34.2 | 71 | Special cut (SP) | 1 | 22390653 | 906/3 SP |
| ② | 8 | 5.6 | 3 | 35.6 | 71 | Special cut (SP) | 1 | 22390853 | 908/3 SP |
| ④ | 3.2 | 5.6 | 3 | 35.6 | 30 | Special cut (SP) | 1 | 22392353 | 923/3 SP |
| ⑤ | 4.2 | 7 | 3 | 37 | 32 | Special cut (SP) | 1 | 22392453 | 924/3 SP |
| ⑥ | 5.2 | 8.7 | 3 | 38.7 | 32 | Special cut (SP) | 1 | 22392553 | 925/3 SP |
| ⑦ | 6.2 | 10.5 | 3 | 40.5 | 32 | Special cut (SP) | 1 | 22392653 | 926/3 SP |
| ⑧ | 8.2 | 14 | 3 | 44 | 32 | Special cut (SP) | 1 | 22392853 | 928/3 SP |




## 941–954

Tools designed specifically for fine stock removal.

| Image | $d_1$ [mm] | $l_2$ [mm] | $d_2$ [mm] | $l_1$ [mm] | r [mm] | Cut | | Item no. | Designation |
|---|---|---|---|---|---|---|---|---|---|
| **HSS finishing cutters** | | | | | | | | | |
| ① | 1.6 | 1.4 | 3 | 31.4 | - | Special cut (SP) | 1 | 22394153 | 941/3 SP |
| ② | 2.3 | 1.7 | 3 | 31.7 | - | Special cut (SP) | 1 | 22394253 | 942/3 SP |
| ③ | 3.2 | 2.2 | 3 | 32.2 | - | Special cut (SP) | 1 | 22394353 | 943/3 SP |
| ④ | 4 | 2.9 | 3 | 32.9 | - | Special cut (SP) | 1 | 22394453 | 944/3 SP |
| ⑤ | 5 | 4.4 | 3 | 34.4 | - | Special cut (SP) | 1 | 22394553 | 945/3 SP |
| ⑥ | 6 | 5 | 3 | 35 | - | Special cut (SP) | 1 | 22394653 | 946/3 SP |
| ⑦ | 7 | 6 | 3 | 36 | - | Special cut (SP) | 1 | 22394753 | 947/3 SP |
| ⑧ | 8 | 7 | 3 | 37 | - | Special cut (SP) | 1 | 22394853 | 948/3 SP |
| ⑨ | 8 | 2 | 3 | 32 | 9.5 | Special cut (SP) | 1 | 22395153 | 951/3 SP |

*Continued on next page*

| Image | $d_1$ [mm] | $l_2$ [mm] | $d_2$ [mm] | $l_1$ [mm] | r [mm] | Cut | | Item no. | Designation |
|---|---|---|---|---|---|---|---|---|---|
| ⑩ | 10 | 2.5 | 3 | 32.5 | 11.5 | Special cut (SP) | 1 | 22395253 | 952/3 SP |
| ⑪ | 12 | 3 | 3 | 33 | 14 | Special cut (SP) | 1 | 22395353 | 953/3 SP |
| ⑫ | 14 | 3.5 | 3 | 33.5 | 15.5 | Special cut (SP) | 1 | 22395453 | 954/3 SP |




## 961–973

Tools designed specifically for fine stock removal.

| Image | $d_1$ [mm] | $l_2$ [mm] | $d_2$ [mm] | $l_1$ [mm] | r [mm] | Cut | | Item no. | Designation |
|---|---|---|---|---|---|---|---|---|---|
| **HSS finishing cutters** | | | | | | | | | |
| ① | 8 | 2 | 3 | 32 | 1.1 | Special cut (SP) | 1 | *22396153* | 961/3 SP |
| ③ | 12 | 2.6 | 3 | 32.6 | 1.3 | Special cut (SP) | 1 | 22396353 | 963/3 SP |
| ④ | 14 | 3 | 3 | 33 | 1.5 | Special cut (SP) | 1 | 22396453 | 964/3 SP |
| ⑤ | 6 | 1 | 3 | 31 | - | Special cut (SP) | 1 | 22397153 | 971/3 SP |
| ⑥ | 8 | 1 | 3 | 31 | - | Special cut (SP) | 1 | *22397253* | 972/3 SP |
| ⑦ | 10 | 1 | 3 | 31 | - | Special cut (SP) | 1 | 22397353 | 973/3 SP |



## Set 84 HSS

Set 84 HSS contains 15 HSS finishing cutters for fine stock removal in the most common shapes and dimensions.

**Contents:**
The set comprises one each of the following:
923, 928, 943, 946, 952, 924, 941, 944, 947, 954, 926, 942, 945, 951 and 973 with a shank diameter of 3 mm, special cut.

**Special features:**
- The tools are suitable for fine stock removal in small and hard-to-reach places.
- The sturdy plastic box protects the tools against dirt and damage.

| Cut | Contents [Piece] | Contents shank diameter [mm] | | Item no. | Designation |
|---|---|---|---|---|---|
| **HSS finishing cutters** | | | | | |
| Special cut (SP) | 15 | 3 | 1 | 22900845 | SET HSS 84 SP 15TLG |



*Discontinued product*

# Milling tools with cutting inserts
## The quick way to find the perfect tool





**ALU**MASTER High Speed Disc
**HSD-F 115/125**
Type HSD-F 115/125 was developed specifically for use on angle grinders with a diameter of 115/125 mm and for flat working.

**Suitable tool drives:**
Compressed-air angle grinder
PWT 26/120 HV M14
Electric angle grinder UWER 18/110 SI

**Applications:**
- Milling out
- Work on weld seams
- Work on fillet welds
- Work on edges/chamfering
- Surface work



**ALU**MASTER High Speed Disc
**HSD-R 115/125**
Type HSD-R 115/125 has taken the HSD-F one step further and is also suitable for applications such as peripheral milling and milling out root seams.

**Suitable tool drives:**
Compressed-air angle grinder
PWT 26/120 HV M14
Electric angle grinder UWER 18/110 SI

**Applications:**
- Milling out
- Work on weld seams
- Work on fillet welds
- Work on edges/chamfering
- Surface work
- Milling out root seams
- Circumferential milling



**High Speed Disc ALU**MASTER
**HSD-R 50**
Due to its small design, type HSD-R 50 is very well-suited to work in hard-to-reach places and on delicate components. Thanks to its specially developed arbor, the High Speed Disc **ALU**MASTER HSD-R 50 can also be used on straight grinders and flexible shafts as well as angle grinders (mount dia. 10 mm).

**Matching tool drives:**
Flexible shaft drive Mammoth Electronic ME 22/240
Compressed-air straight grinder PGAS 4/250 E-HV
Compressed-air angle grinder PWSA 4/200 HV

**Applications:**
- Milling out
- Work on weld seams
- Work on fillet welds
- Work on edges/chamfering
- Surface work
- Milling out root seams
- Circumferential milling



**High Speed Torus Cutter**
**HSC-T 20 RS8**
Thanks to its specially developed design, the High Speed Torus Cutter HSC-T 20 is suitable for work on grooves, pockets and narrow radii and contours, particularly in robot applications. The Cutter can also be used face down and perfectly complements the **ALU**MASTER High Speed Disc in the HSD-R 50 version and burrs with the ALU cut.

**Matching tool drives:**
Air-powered spindle PGAS 4/280 RS
Air-powered spindle PGAS 4/220 RS

**Applications:**
- Milling out
- Deburring
- Work on weld seams
- Work on fillet welds
- Work on edges/chamfering
- Surface work
- Circumferential milling
- Face milling
- Cleaning cast aluminium

# Milling tools with cutting inserts
## The quick way to find the perfect tool




**High Speed Disc ALU**MASTER
**HSD-R 50 RS** – suitable only for robot applications

**Suitable tool drives:**
Air-powered spindle PGAS 4/220 RS
Air-powered spindle PGAS 4/280 RS

**Applications:**
- Milling out
- Work on weld seams
- Work on fillet welds
- Work on edges/chamfering
- Surface work
- Milling out root seams
- Circumferential milling




**High Speed Disc ALU**MASTER
**HSD-R 125 RS** – suitable only for robot applications

**Suitable tool drives:**
Air-powered spindle PWA 11/120 RS

**Applications:**
- Milling out
- Work on weld seams
- Work on fillet welds
- Work on edges/chamfering
- Surface work
- Milling out root seams
- Circumferential milling




**High Speed Disc ALU**MASTER
**HSD-R 150 RS** – suitable only for robot applications

**Suitable tool drives:**
High-frequency spindles

**Applications:**
- Milling out
- Work on weld seams
- Work on fillet welds
- Work on edges/chamfering
- Surface work
- Milling out root seams
- Circumferential milling

## Selecting suitable cutting inserts

- Uncoated cutting inserts are suitable for general use on soft non-ferrous metals (aluminium alloys, brass, copper, zinc).
- PFERD TOOLS recommends cutting inserts with the high-quality HICOAT coating for high-performance applications on soft non-ferrous metals (aluminium alloys, brass, copper, zinc), hard non-ferrous metals (hard aluminium alloys with high Si content, bronze) as well as fibre-reinforced plastics (GRP/CRP) and thermoplastics.

## ALUMASTER High Speed Disc




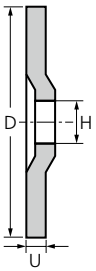


### High Speed Disc ALUMASTER HSD-R 115/125

High-performance tool for peripheral milling and milling out root seams using an angle grinder. The specially developed, turnable and replaceable tungsten carbide cutting inserts enable an extremely high stock removal rate on aluminium alloys.

**Contents:**
The delivery includes the High Speed Disc **ALU**MASTER HSD-R 115/125 incl. premounted tungsten carbide cutting inserts, a hexalobular socket wrench and a plastic box.

**Special features:**
- An extraction system is not required as no hazardous or explosive dust is generated.
- Innovative, robust cut geometry for maximum safety, extreme durability and ease of work.

| D [mm] | H [mm] | U [mm] | Max. RPM | | Item no. | Designation |
|---|---|---|---|---|---|---|
| 115 | 22.23 | 8 | 13,300 | 1 | 22000019 | HSD-R 115/125 ALUMASTER |




## High Speed Disc ALUMASTER HSD-R 115/125 HICOAT

High-performance tool for peripheral milling and milling out root seams using an angle grinder. The specially developed, turnable and replaceable tungsten carbide cutting inserts enable an extremely high stock removal rate on aluminium alloys.

**Contents:**
The delivery includes the High Speed Disc **ALU**MASTER HSD-R 115/125 HICOAT incl. pre-mounted tungsten carbide cutting inserts, a hexalobular socket wrench and a plastic box.

**Special features:**
- Cutting inserts with HICOAT coating for reduced material adhesion and a longer tool life.
- An extraction system is not required as no hazardous or explosive dust is generated.
- Innovative, robust cut geometry for maximum safety, extreme durability and ease of work.

| D [mm] | H [mm] | U [mm] | Max. RPM | | Item no. | Designation |
|---|---|---|---|---|---|---|
| 115 | 22.23 | 8 | 13,300 | 1 | 22000021 | HSD-R 115/125 ALUMASTER HICOAT |




## High Speed Disc ALUMASTER HSD-R RS

Special tool for processing aluminium alloys in robot applications. The tool for robot applications is used with two turnable and replaceable tungsten carbide cutting inserts. The cutting inserts are not included in delivery.

**Special features:**
- Extremely high stock removal rate on aluminium materials.

| D [mm] | H [mm] | U [mm] | Max. RPM | | Item no. | Designation |
|---|---|---|---|---|---|---|
| 50 | 10 | 9 | 28,000 | 1 | 22000032 | HSD-R 50 RS ALUMASTER |
| 125 | 22.23 | 15 | 12,200 | 1 | 22000033 | HSD-R 125 RS ALUMASTER |
| 150 | 22.23 | 15 | 10,200 | 1 | 22000034 | HSD-R 150 RS ALUMASTER |




## High Speed Disc ALUMASTER HSD-F 115/125

High-performance tool for surface work with an angle grinder. The specially developed, turnable and replaceable tungsten carbide cutting inserts enable an extremely high stock removal rate on aluminium alloys.

**Contents:**
The delivery includes the High Speed Disc **ALU**MASTER HSD-F 115/125 incl. pre-mounted tungsten carbide cutting inserts, a hexalobular socket wrench and a plastic box.

**Special features:**
- An extraction system is not required as no hazardous or explosive dust is generated.
- Innovative, robust cut geometry for maximum safety, extreme durability and ease of work.

| D [mm] | H [mm] | U [mm] | Max. RPM | | Item no. | Designation |
|---|---|---|---|---|---|---|
| 115 | 22.23 | 13 | 13,300 | 1 | 22000009 | HSD-F 115/125 ALUMASTER |




## High Speed Disc ALUMASTER HSD-F 115/125 HICOAT

High-performance tool for surface work with an angle grinder. The specially developed, turnable and replaceable tungsten carbide cutting inserts enable an extremely high stock removal rate on aluminium alloys.

**Contents:**
The delivery includes the High Speed Disc **ALU**MASTER HSD-F 115/125 HICOAT incl. pre-mounted tungsten carbide cutting inserts, a hexalobular socket wrench and a plastic box.

**Special features:**
- Cutting inserts with HICOAT coating for reduced material adhesion and a longer tool life.
- An extraction system is not required as no hazardous or explosive dust is generated.
- Innovative, robust cut geometry for maximum safety, extreme durability and ease of work.

| D [mm] | H [mm] | U [mm] | Max. RPM | | Item no. | Designation |
|---|---|---|---|---|---|---|
| 115 | 22.23 | 13 | 13,300 | 1 | 22000012 | HSD-F 115/125 ALUMASTER HICOAT |




## High Speed Disc ALUMASTER HSD-R 50

High-performance tool for hard-to-reach areas and delicate components. The specially developed, turnable and replaceable tungsten carbide cutting inserts enable an extremely high stock removal rate on aluminium alloys. A guard is not needed (tool diameter = 49 mm).

**Contents:**
The delivery includes the High Speed Disc **ALU**MASTER HSD-R 50 incl. pre-mounted tungsten carbide cutting inserts, a hexalobular socket wrench and a plastic box.

**Special features:**
- Can be used on angle grinders (mount dia. 10 mm), straight grinders and flexible shafts in conjunction with specially developed arbor.
- An extraction system is not required as no hazardous or explosive dust is generated.

| D [mm] | H [mm] | U [mm] | Max. RPM | | Item no. | Designation |
|---|---|---|---|---|---|---|
| 49 | 10 | 8 | 25,000 | 1 | 22000025 | HSD-R 50 ALUMASTER |




## High Speed Disc ALUMASTER HSD-R 50 HICOAT

High-performance tool for hard-to-reach areas and delicate components. The specially developed, turnable and replaceable tungsten carbide cutting inserts enable an extremely high stock removal rate on very challenging aluminium alloys. A guard is not needed (tool diameter = 49 mm).

**Contents:**
The delivery includes the High Speed Disc **ALU**MASTER HSD-R 50 HICOAT incl. pre-mounted tungsten carbide cutting inserts, a hexalobular socket wrench and a plastic box.

**Special features:**
- Cutting inserts with HICOAT coating for reduced material adhesion and a longer tool life.
- Can be used on angle grinders (mount dia. 10 mm), straight grinders and flexible shafts in conjunction with specially developed arbor.
- An extraction system is not required as no hazardous or explosive dust is generated.

| D [mm] | H [mm] | U [mm] | Max. RPM | | Item no. | Designation |
|---|---|---|---|---|---|---|
| 49 | 10 | 8 | 25,000 | 1 | 22000027 | HSD-R 50 ALUMASTER HICOAT |




## Arbor for High Speed Disc ALUMASTER HSD-R 50

For use on flexible shaft drives, straight grinders and robot spindles.

| $d_1$ [mm] | $l_1$ [mm] | $l_2$ [mm] | Suitable for | | Item no. | Designation |
|---|---|---|---|---|---|---|
| 10 | 18 | 36 | ALUMASTER HSD-R 50, ALUMASTER HSD-R 50 RS | 1 | 22000036 | BO M10/10 HSD-R50 DEPO |
| 8 | 33 | 50 | ALUMASTER HSD-R 50 | 1 | 22000011 | BO 8/10 HSD-R 50 |



HICOAT HICOAT

## Cutting insert sets

Cutting insert set for **ALU**MASTER High Speed Disc.

| D [mm] | Contents [Piece] | Suitable for | Version | | Item no. | Designation |
|---|---|---|---|---|---|---|
| 10 | 10 | ALUMASTER HSD-R 125 RS, ALUMASTER HSD-R 150 RS, ALUMASTER HSD-R 50 RS | Without coating | 1 | 22000035 | RS WSP-A-10R |
| 8 | 5 | ALUMASTER HSD-R 50 | Without coating | 1 | 22000026 | WSP-A-8R 50 ALUMASTER |
| | | | With HICOAT coating | 1 | 22000028 | WSP-A-8R 50 ALUMASTER HICOAT |
| | 10 | ALUMASTER HSD-R 115/125 | Without coating | 1 | 22000020 | WSP-A-8R 115/125 ALUMASTER |
| | | | With HICOAT coating | 1 | 22000022 | WSP-A-8R 115/125 ALUMASTER HICOAT |
| 12 | 10 | ALUMASTER HSD-F | Without coating | 1 | 22000008 | WSP-A-12R 115/125 ALUMASTER |
| | | | With HICOAT coating | 1 | 22000013 | WSP-A-12R 115/125 ALUMASTER HICOAT |



## Bolt sets for cutting inserts

Bolt set for PFERD TOOLS cutting inserts.

| Suitable for cutting inserts | Contents [Piece] | | Item no. | Designation |
|---|---|---|---|---|
| EF-WSP-F, EF-WSP-R3 | 5 | 1 | 22000007 | WSP-S-M4S |



HICOAT

## ALUMASTER service sets

For replacing individual cutting inserts on the **ALU**MASTER High Speed Disc.

**Contents:**
The delivery includes two cutting inserts, two screws and a hexalobular socket wrench.

| Suitable for | Version | | Item no. | Designation |
|---|---|---|---|---|
| ALUMASTER HSD-R 50 | Without coating | 1 | 22000029 | ASS-R8 50 ALUMASTER |
| | With HICOAT coating | 1 | 22000030 | ASS-R8 50 ALUMASTER HICOAT |
| ALUMASTER HSD-R 115/125 | Without coating | 1 | 22000023 | ASS-R8 115/125 ALUMASTER |
| | With HICOAT coating | 1 | 22000024 | ASS-R8 115/125 ALUMASTER HICOAT |
| ALUMASTER HSD-F | Without coating | 1 | 22000014 | ASS-R12 115/125 ALUMASTER |
| | With HICOAT coating | 1 | 22000015 | ASS-R12 115/125 ALUMASTER HICOAT |






## Torque spanner and spare blade

WIHA torque spanner with a tightening torque of 4 Nm for optimally and securely mounting cutting inserts on the **ALU**MASTER High Speed Disc.

| | Item no. | Designation |
|---|---|---|
| **Torque spanner for ALU**MASTER | | |
| 1 | 22000017 | DSWK WIHA Torque 4,0 |
| **Spare blade for torque spanner** | | |
| 1 | 22000018 | TWK WIHA Torque T15 |

# High Speed Torus Cutter




## High Speed Torus Cutter HSC-T 20

High Speed Torus Cutter including two mounting bolts. The tool for robot applications is used with two turnable and replaceable tungsten carbide cutting inserts and offers an extremely high stock removal rate on aluminium materials. The cutting inserts are not included in delivery.

**Special features:**
- Specially developed design for work on grooves, pockets and narrow radii and contours. Can also be used face down.
- An extraction system is not required as no hazardous or explosive dust is generated.
- Reduced vibration thanks to small contact surface.

| $d_1$ [mm] | $l_1$ [mm] | $d_2$ [mm] | Suitable for cutting insert diameter [mm] | RPM [mm] | | Item no. | Designation |
|---|---|---|---|---|---|---|---|
| 20 | 48 | 10 | 10 | 20,000 – 30,000 | 1 | 23000207 | HSC-T20 DEPO M10 |
| | 60 | 8 | 10 | 20,000 – 30,000 | 1 | 23000047 | HSC-T 20 RS8 |



## Cutting insert set for High Speed Torus Cutter

Cutting insert set for the High Speed Torus Cutter.

| D [mm] | Contents [Piece] | Suitable for | | Item no. | Designation |
|---|---|---|---|---|---|
| 10 | 4 | High Speed Torus Cutter HSC-T 20 RS8 | 1 | 23000048 | WSP-T 10R ALU |



## Bolt set for cutting inserts

Bolt set for the PFERD TOOLS cutting inserts of the High Speed Torus Cutter.

| Suitable for cutting inserts | Contents [Piece] | | Item no. | Designation |
|---|---|---|---|---|
| WSP-T 10R ALU | 4 | 1 | 23000049 | WSP-S M4 HSC-T |



## High Speed Torus Cutter service set

For replacing individual cutting inserts on the High Speed Torus Cutter.

**Contents:**
The delivery includes one cutting insert, one screw and a hexalobular socket wrench TX 15.

| Suitable for | | Item no. | Designation |
|---|---|---|---|
| High Speed Torus Cutter HSC-T 20 RS8 | 1 | 23000050 | TSS-10R ALU |



# EDGE FINISH system for work on edges



## Cutting insert set with 3 mm radius

Cutting insert set for the EDGE FINISH system for work on edges. The radius version for steel applications produces a defined radius of 3 mm and is used when it is necessary to round edges as a precautionary measure for anti-corrosion protection.

**Special features:**
- The best possible stock removal rate and a long tool life thanks to specially coated cutting inserts.

| Suitable for cutting insert mounting | r [mm] | Contents [Piece] | Version | | Item no. | Designation |
|---|---|---|---|---|---|---|
| **Cutting insert set with 3 mm radius** | | | | | | |
| EF-WSP-A R3/45° | 3 | 3 | STEEL | 1 | 22000001 | EF-WSP-R3 |



## Cutting inset set chamfer

Cutting insert sets for the EDGE FINISH system for work on edges. For creating chamfers of 30° and 45°.

**Special features:**
- The best possible stock removal rate and a long tool life thanks to specially coated cutting inserts.

| Suitable for cutting insert mounting | α [°] | Contents [Piece] | Version | | Item no. | Designation |
|---|---|---|---|---|---|---|
| **Cutting inset set chamfer** | | | | | | |
| EF-WSP-A 30°, EF-WSP-A R3/45° | 45 | 3 | INOX | 1 | 22000016 | EF WSP-F INOX |
| | | | STEEL | 1 | 22000002 | EF-WSP-F STEEL |



① ②

## Cutting insert holder for EDGE FINISH

Cutting insert holders for the EDGE FINISH system for work on edges. The cutting inserts and matching bolt set are not included in delivery. Please order them separately.

| Image | Suitable for cutting inserts | α [°] | r [mm] | | Item no. | Designation |
|---|---|---|---|---|---|---|
| **Cutting insert holder with 3 mm radius/45° chamfer** | | | | | | |
| ① | EF-WSP-F, EF-WSP-R3 | 45 | 3 | 1 | 22000006 | EF-WSP-A R3/45° |
| **Cutting insert holder with 30° chamfer** | | | | | | |
| ② | EF-WSP-F | 30 | - | 1 | 22000005 | EF-WSP-A 30° |


①


②

## Guide bearing for EDGE FINISH

Guide bearings for the EDGE FINISH system for work on edges. Delivery includes MG INOX locking nut.

**Special features:**
- Optimally guided along the edge to be machined.

| Image | Suitable for cutting insert mounting | | Item no. | Designation |
|---|---|---|---|---|
| **Guide bearing with 3 mm radius/45° chamfer** | | | | |
| ① | EF-WSP-A R3/45° | 1 | 22000004 | EF-FL-R3/45° |
| **Guide bearing with 30° chamfer** | | | | |
| ② | EF-WSP-A 30° | 1 | 22000003 | EF-FL-30° |



## Bolt set for cutting inserts

Bolt set for PFERD TOOLS cutting inserts.

| Suitable for cutting inserts | Contents [Piece] | | Item no. | Designation |
|---|---|---|---|---|
| EF-WSP-F, EF-WSP-R3 | 5 | 1 | 22000007 | WSP-S-M4S |

## Recommended rotational speed range [RPM]

To determine the recommended cutting speed range [m/min], please proceed as follows:
① Select the material group to be machined.
② Select the type.
③ Establish the cutting speed range.

To determine the recommended rotational speed range [RPM], please proceed as follows:
④ Select the required diameter.
⑤ The cutting speed range and the diameter determine the recommended rotational speed range.





| ① Material group | | | ② Design | ③ Cutting speed |
|---|---|---|---|---|
| Steel, cast steel | Steels up to 700 N/mm² (< 220 HB) | Construction steels, carbon steels, tool steels, alloyed and non-alloyed steels, case-hardened steels, cast steel, tempering steels | STEEL | 25–35 m/min |
| | Steels over 700 N/mm² (> 220 HB) | | STEEL | 20–25 m/min |
| | | | INOX | |
| Stainless steel (INOX) | Rust and acid-resistant steels | Austenitic and ferritic stainless steels | INOX | 10–20 m/min |
| Non-ferrous metals | Soft non-ferrous metals | Aluminium alloys Brass, copper, zinc | STEEL | 30–60 m/min |
| | | | INOX | |
| | Hard non-ferrous metals | Bronze, titanium/titanium alloys, hard aluminium alloys (high Si content) | STEEL | 25–50 m/min |
| | | | INOX | |
| Cast iron | Grey cast iron, white cast iron | Cast iron with flake graphite EN-GJL (GG), with nodular graphite/nodular cast iron EN-GJS (GGG), white annealed cast iron EN-GJMW (GTW), black annealed cast iron EN-GJMB (GTS) | STEEL | 10–25 m/min |
| | | | INOX | |
| Plastics, other materials | Fibre-reinforced thermoplastics and duroplastics, hard rubber, wood | | STEEL | 15–40 m/min |
| | | | INOX | |

# Drilling tools
## HSS spiral drill

PFERD TOOLS

**Example:**
Spiral drill,
SPB DIN 338 HSSG N 12.0 STEEL,
Tool dia. 12 mm.
Steels up to 700 N/mm².
Cutting speed: 25–35 m/min
**Rotational speed range: 650–950 RPM**

2

| ④ Tool dia. [mm] | ⑤ Cutting speeds [m/min] | | | | | | | | |
|---|---|---|---|---|---|---|---|---|---|
| | 10 | 15 | 20 | 25 | 30 | 35 | 40 | 50 | 60 |
| | Rotational speeds [RPM] | | | | | | | | |
| 1 | 3,185 | 4,777 | 6,369 | 7,962 | 9,554 | 11,146 | 12,739 | 15,924 | 19,108 |
| 1.1 | 2,895 | 4,343 | 5,790 | 7,238 | 8,686 | 10,133 | 11,581 | 14,476 | 17,371 |
| 1.2 | 2,654 | 3,981 | 5,308 | 6,635 | 7,962 | 9,289 | 10,616 | 13,270 | 15,924 |
| 1.3 | 2,450 | 3,675 | 4,900 | 6,124 | 7,349 | 8,574 | 9,799 | 12,249 | 14,699 |
| 1.4 | 2,275 | 3,412 | 4,550 | 5,687 | 6,824 | 7,962 | 9,099 | 11,374 | 13,649 |
| 1.5 | 2,123 | 3,185 | 4,246 | 5,308 | 6,369 | 7,431 | 8,493 | 10,616 | 12,739 |
| 1.6 | 1,990 | 2,986 | 3,981 | 4,976 | 5,971 | 6,967 | 7,962 | 9,952 | 11,943 |
| 1.7 | 1,873 | 2,810 | 3,747 | 4,683 | 5,620 | 6,557 | 7,493 | 9,367 | 11,240 |
| 1.8 | 1,769 | 2,654 | 3,539 | 4,423 | 5,308 | 6,192 | 7,077 | 8,846 | 10,616 |
| 1.9 | 1,676 | 2,514 | 3,352 | 4,190 | 5,028 | 5,867 | 6,705 | 8,381 | 10,057 |
| 2 | 1,592 | 2,389 | 3,185 | 3,981 | 4,777 | 5,573 | 6,369 | 7,962 | 9,554 |
| 2.1 | 1,517 | 2,275 | 3,033 | 3,791 | 4,550 | 5,308 | 6,066 | 7,583 | 9,099 |
| 2.2 | 1,448 | 2,171 | 2,895 | 3,619 | 4,343 | 5,067 | 5,790 | 7,238 | 8,686 |
| 2.3 | 1,385 | 2,077 | 2,769 | 3,462 | 4,154 | 4,846 | 5,539 | 6,923 | 8,308 |
| 2.4 | 1,327 | 1,990 | 2,654 | 3,317 | 3,981 | 4,644 | 5,308 | 6,635 | 7,962 |
| 2.5 | 1,274 | 1,911 | 2,548 | 3,185 | 3,822 | 4,459 | 5,096 | 6,369 | 7,643 |
| 2.6 | 1,225 | 1,837 | 2,450 | 3,062 | 3,675 | 4,287 | 4,900 | 6,124 | 7,349 |
| 2.7 | 1,180 | 1,769 | 2,359 | 2,949 | 3,539 | 4,128 | 4,718 | 5,898 | 7,077 |
| 2.8 | 1,137 | 1,706 | 2,275 | 2,843 | 3,412 | 3,981 | 4,550 | 5,687 | 6,824 |
| 2.9 | 1,098 | 1,647 | 2,196 | 2,745 | 3,295 | 3,844 | 4,393 | 5,491 | 6,589 |
| 3 | 1,062 | 1,592 | 2,123 | 2,654 | 3,185 | 3,715 | 4,246 | 5,308 | 6,369 |
| 3.1 | 1,027 | 1,541 | 2,055 | 2,568 | 3,082 | 3,596 | 4,109 | 5,137 | 6,164 |
| 3.2 | 995 | 1,493 | 1,990 | 2,488 | 2,986 | 3,483 | 3,981 | 4,976 | 5,971 |
| 3.3 | 965 | 1,448 | 1,930 | 2,413 | 2,895 | 3,378 | 3,860 | 4,825 | 5,790 |
| 3.4 | 937 | 1,405 | 1,873 | 2,342 | 2,810 | 3,278 | 3,747 | 4,683 | 5,620 |
| 3.5 | 910 | 1,365 | 1,820 | 2,275 | 2,730 | 3,185 | 3,640 | 4,550 | 5,460 |
| 3.6 | 885 | 1,327 | 1,769 | 2,212 | 2,654 | 3,096 | 3,539 | 4,423 | 5,308 |
| 3.7 | 861 | 1,291 | 1,721 | 2,152 | 2,582 | 3,013 | 3,443 | 4,304 | 5,164 |
| 3.8 | 838 | 1,257 | 1,676 | 2,095 | 2,514 | 2,933 | 3,352 | 4,190 | 5,028 |
| 3.9 | 817 | 1,225 | 1,633 | 2,041 | 2,450 | 2,858 | 3,266 | 4,083 | 4,900 |
| 4 | 796 | 1,194 | 1,592 | 1,990 | 2,389 | 2,787 | 3,185 | 3,981 | 4,777 |
| 4.5 | 708 | 1,062 | 1,415 | 1,769 | 2,123 | 2,477 | 2,831 | 3,539 | 4,246 |
| 5 | 637 | 955 | 1,274 | 1,592 | 1,911 | 2,229 | 2,548 | 3,185 | 3,822 |
| 5.5 | 579 | 869 | 1,158 | 1,448 | 1,737 | 2,027 | 2,316 | 2,895 | 3,474 |
| 6 | 531 | 796 | 1,062 | 1,327 | 1,592 | 1,858 | 2,123 | 2,654 | 3,185 |
| 6.5 | 490 | 735 | 980 | 1,225 | 1,470 | 1,715 | 1,960 | 2,450 | 2,940 |
| 7 | 455 | 682 | 910 | 1,137 | 1,365 | 1,592 | 1,820 | 2,275 | 2,730 |
| 7.5 | 425 | 637 | 849 | 1,062 | 1,274 | 1,486 | 1,699 | 2,123 | 2,548 |
| 8 | 398 | 597 | 796 | 995 | 1,194 | 1,393 | 1,592 | 1,990 | 2,389 |
| 8.5 | 375 | 562 | 749 | 937 | 1,124 | 1,311 | 1,499 | 1,873 | 2,248 |
| 9 | 354 | 531 | 708 | 885 | 1,062 | 1,238 | 1,415 | 1,769 | 2,123 |
| 9.5 | 335 | 503 | 670 | 838 | 1,006 | 1,173 | 1,341 | 1,676 | 2,011 |
| 10 | 318 | 478 | 637 | 796 | 955 | 1,115 | 1,274 | 1,592 | 1,911 |
| 10.5 | 303 | 455 | 607 | 758 | 910 | 1,062 | 1,213 | 1,517 | 1,820 |
| 11 | 290 | 434 | 579 | 724 | 869 | 1,013 | 1,158 | 1,448 | 1,737 |
| 11.5 | 277 | 415 | 554 | 692 | 831 | 969 | 1,108 | 1,385 | 1,662 |
| 12 | 265 | 398 | 531 | 663 | 796 | 929 | 1,062 | 1,327 | 1,592 |
| 12.5 | 255 | 382 | 510 | 637 | 764 | 892 | 1,019 | 1,274 | 1,529 |
| 13 | 245 | 367 | 490 | 612 | 735 | 857 | 980 | 1,225 | 1,470 |
| 13.5 | 236 | 354 | 472 | 590 | 708 | 826 | 944 | 1,180 | 1,415 |
| 14 | 227 | 341 | 455 | 569 | 682 | 796 | 910 | 1,137 | 1,365 |
| 14.5 | 220 | 329 | 439 | 549 | 659 | 769 | 879 | 1,098 | 1,318 |
| 15 | 212 | 318 | 425 | 531 | 637 | 743 | 849 | 1,062 | 1,274 |
| 15.5 | 205 | 308 | 411 | 514 | 616 | 719 | 822 | 1,027 | 1,233 |
| 16 | 199 | 299 | 398 | 498 | 597 | 697 | 796 | 995 | 1,194 |




## DIN 338 HSSG N STEEL spiral drill

High-performance drilling tools in the STEEL in HSSG (M2) version for universal industrial use on steel, aluminium, brass, bronze, cast material and plastics. Fully ground, right-hand turning version with cross grinding. With dia. 13 x 35 mm stepped shank as from a drill dia. of 13.5 mm.

**Special features:**
- Long tool life and easy centring.
- Good chip removal and high concentricity.



| $d_1$ [mm] | $l_2$ [mm] | $l_1$ [mm] | α [°] | Spiral angle β [°] | Version | | Item no. | Designation |
|---|---|---|---|---|---|---|---|---|
| 1 | 12 | 34 | 118 | 25 – 30 | STEEL | 10 | 25203510 | SPB DIN 338 HSSG N 1,0 STEEL |
| 1.1 | 14 | 36 | 118 | 25 – 30 | STEEL | 10 | 25203586 | SPB DIN 338 HSSG N 1,1 STEEL |
| 1.2 | 16 | 38 | 118 | 25 – 30 | STEEL | 10 | 25203587 | SPB DIN 338 HSSG N 1,2 STEEL |
| 1.3 | 16 | 38 | 118 | 25 – 30 | STEEL | 10 | 25203588 | SPB DIN 338 HSSG N 1,3 STEEL |
| 1.4 | 18 | 40 | 118 | 25 – 30 | STEEL | 10 | 25203589 | SPB DIN 338 HSSG N 1,4 STEEL |
| 1.5 | 18 | 40 | 118 | 25 – 30 | STEEL | 10 | 25203511 | SPB DIN 338 HSSG N 1,5 STEEL |
| 1.6 | 20 | 43 | 118 | 25 – 30 | STEEL | 10 | 25203512 | SPB DIN 338 HSSG N 1,6 STEEL |
| 1.7 | 20 | 43 | 118 | 25 – 30 | STEEL | 10 | 25203590 | SPB DIN 338 HSSG N 1,7 STEEL |
| 1.8 | 22 | 46 | 118 | 25 – 30 | STEEL | 10 | 25203591 | SPB DIN 338 HSSG N 1,8 STEEL |
| 1.9 | 22 | 46 | 118 | 25 – 30 | STEEL | 10 | 25203592 | SPB DIN 338 HSSG N 1,9 STEEL |
| 2 | 24 | 49 | 118 | 25 – 30 | STEEL | 10 | 25203513 | SPB DIN 338 HSSG N 2,0 STEEL |
| 2.1 | 24 | 49 | 118 | 25 – 30 | STEEL | 10 | 25203593 | SPB DIN 338 HSSG N 2,1 STEEL |
| 2.2 | 27 | 53 | 118 | 25 – 30 | STEEL | 10 | 25203594 | SPB DIN 338 HSSG N 2,2 STEEL |
| 2.3 | 27 | 53 | 118 | 25 – 30 | STEEL | 10 | 25203595 | SPB DIN 338 HSSG N 2,3 STEEL |
| 2.4 | 30 | 57 | 118 | 25 – 30 | STEEL | 10 | 25203596 | SPB DIN 338 HSSG N 2,4 STEEL |
| 2.5 | 30 | 57 | 118 | 25 – 30 | STEEL | 10 | 25203514 | SPB DIN 338 HSSG N 2,5 STEEL |
| 2.6 | 30 | 57 | 118 | 25 – 30 | STEEL | 10 | 25203597 | SPB DIN 338 HSSG N 2,6 STEEL |
| 2.7 | 33 | 61 | 118 | 25 – 30 | STEEL | 10 | 25203598 | SPB DIN 338 HSSG N 2,7 STEEL |
| 2.8 | 33 | 61 | 118 | 25 – 30 | STEEL | 10 | 25203599 | SPB DIN 338 HSSG N 2,8 STEEL |
| 2.9 | 33 | 61 | 118 | 25 – 30 | STEEL | 10 | 25203650 | SPB DIN 338 HSSG N 2,9 STEEL |
| 3 | 33 | 61 | 118 | 25 – 30 | STEEL | 10 | 25203515 | SPB DIN 338 HSSG N 3,0 STEEL |
| 3.1 | 36 | 65 | 118 | 25 – 30 | STEEL | 10 | 25203516 | SPB DIN 338 HSSG N 3,1 STEEL |
| 3.2 | 36 | 65 | 118 | 25 – 30 | STEEL | 10 | 25203651 | SPB DIN 338 HSSG N 3,2 STEEL |
| 3.3 | 36 | 65 | 118 | 25 – 30 | STEEL | 10 | 25203517 | SPB DIN 338 HSSG N 3,3 STEEL |
| 3.4 | 39 | 70 | 118 | 25 – 30 | STEEL | 10 | 25203518 | SPB DIN 338 HSSG N 3,4 STEEL |
| 3.5 | 39 | 70 | 118 | 25 – 30 | STEEL | 10 | 25203519 | SPB DIN 338 HSSG N 3,5 STEEL |
| 3.6 | 39 | 70 | 118 | 25 – 30 | STEEL | 10 | 25203520 | SPB DIN 338 HSSG N 3,6 STEEL |
| 3.7 | 39 | 70 | 118 | 25 – 30 | STEEL | 10 | 25203652 | SPB DIN 338 HSSG N 3,7 STEEL |
| 3.8 | 43 | 75 | 118 | 25 – 30 | STEEL | 10 | 25203653 | SPB DIN 338 HSSG N 3,8 STEEL |
| 3.9 | 43 | 75 | 118 | 25 – 30 | STEEL | 10 | 25203654 | SPB DIN 338 HSSG N 3,9 STEEL |
| 4 | 43 | 75 | 118 | 25 – 30 | STEEL | 10 | 25203521 | SPB DIN 338 HSSG N 4,0 STEEL |
| 4.1 | 43 | 75 | 118 | 25 – 30 | STEEL | 10 | 25203522 | SPB DIN 338 HSSG N 4,1 STEEL |
| 4.2 | 43 | 75 | 118 | 25 – 30 | STEEL | 10 | 25203523 | SPB DIN 338 HSSG N 4,2 STEEL |
| 4.3 | 47 | 80 | 118 | 25 – 30 | STEEL | 10 | 25203655 | SPB DIN 338 HSSG N 4,3 STEEL |
| 4.4 | 47 | 80 | 118 | 25 – 30 | STEEL | 10 | 25203524 | SPB DIN 338 HSSG N 4,4 STEEL |
| 4.5 | 47 | 80 | 118 | 25 – 30 | STEEL | 10 | 25203525 | SPB DIN 338 HSSG N 4,5 STEEL |
| 4.6 | 47 | 80 | 118 | 25 – 30 | STEEL | 10 | 25203656 | SPB DIN 338 HSSG N 4,6 STEEL |
| 4.7 | 47 | 80 | 118 | 25 – 30 | STEEL | 10 | 25203657 | SPB DIN 338 HSSG N 4,7 STEEL |
| 4.8 | 53 | 86 | 118 | 25 – 30 | STEEL | 10 | 25203658 | SPB DIN 338 HSSG N 4,8 STEEL |
| 4.9 | 53 | 86 | 118 | 25 – 30 | STEEL | 10 | 25203659 | SPB DIN 338 HSSG N 4,9 STEEL |
| 5 | 52 | 86 | 118 | 25 – 30 | STEEL | 10 | 25203526 | SPB DIN 338 HSSG N 5,0 STEEL |
| 5.1 | 52 | 86 | 118 | 25 – 30 | STEEL | 10 | 25203527 | SPB DIN 338 HSSG N 5,1 STEEL |
| 5.2 | 52 | 86 | 118 | 25 – 30 | STEEL | 10 | 25203528 | SPB DIN 338 HSSG N 5,2 STEEL |
| 5.3 | 52 | 86 | 118 | 25 – 30 | STEEL | 10 | 25203529 | SPB DIN 338 HSSG N 5,3 STEEL |
| 5.4 | 57 | 93 | 118 | 25 – 30 | STEEL | 10 | 25203660 | SPB DIN 338 HSSG N 5,4 STEEL |
| 5.5 | 57 | 93 | 118 | 25 – 30 | STEEL | 10 | 25203530 | SPB DIN 338 HSSG N 5,5 STEEL |
| 5.6 | 57 | 93 | 118 | 25 – 30 | STEEL | 10 | 25203661 | SPB DIN 338 HSSG N 5,6 STEEL |

*Continued on next page*



| $d_1$ [mm] | $l_2$ [mm] | $l_1$ [mm] | α [°] | Spiral angle β [°] | Version | | Item no. | Designation |
|---|---|---|---|---|---|---|---|---|
| 5.7 | 57 | 93 | 118 | 25 – 30 | STEEL | 10 | 25203662 | SPB DIN 338 HSSG N 5,7 STEEL |
| 5.8 | 57 | 93 | 118 | 25 – 30 | STEEL | 10 | 25203663 | SPB DIN 338 HSSG N 5,8 STEEL |
| 5.9 | 57 | 93 | 118 | 25 – 30 | STEEL | 10 | 25203664 | SPB DIN 338 HSSG N 5,9 STEEL |
| 6 | 57 | 93 | 118 | 25 – 30 | STEEL | 10 | 25203531 | SPB DIN 338 HSSG N 6,0 STEEL |
| 6.1 | 63 | 101 | 118 | 25 – 30 | STEEL | 10 | 25203665 | SPB DIN 338 HSSG N 6,1 STEEL |
| 6.2 | 63 | 101 | 118 | 25 – 30 | STEEL | 10 | 25203666 | SPB DIN 338 HSSG N 6,2 STEEL |
| 6.3 | 63 | 101 | 118 | 25 – 30 | STEEL | 10 | 25203667 | SPB DIN 338 HSSG N 6,3 STEEL |
| 6.4 | 63 | 101 | 118 | 25 – 30 | STEEL | 10 | 25203668 | SPB DIN 338 HSSG N 6,4 STEEL |
| 6.5 | 63 | 101 | 118 | 25 – 30 | STEEL | 10 | 25203532 | SPB DIN 338 HSSG N 6,5 STEEL |
| 6.6 | 63 | 101 | 118 | 25 – 30 | STEEL | 10 | 25203669 | SPB DIN 338 HSSG N 6,6 STEEL |
| 6.7 | 63 | 101 | 118 | 25 – 30 | STEEL | 10 | 25203670 | SPB DIN 338 HSSG N 6,7 STEEL |
| 6.8 | 69 | 109 | 118 | 25 – 30 | STEEL | 10 | 25203533 | SPB DIN 338 HSSG N 6,8 STEEL |
| 6.9 | 69 | 109 | 118 | 25 – 30 | STEEL | 10 | 25203671 | SPB DIN 338 HSSG N 6,9 STEEL |
| 7 | 69 | 109 | 118 | 25 – 30 | STEEL | 10 | 25203534 | SPB DIN 338 HSSG N 7,0 STEEL |
| 7.1 | 69 | 109 | 118 | 25 – 30 | STEEL | 10 | 25203672 | SPB DIN 338 HSSG N 7,1 STEEL |
| 7.2 | 69 | 109 | 118 | 25 – 30 | STEEL | 10 | 25203673 | SPB DIN 338 HSSG N 7,2 STEEL |
| 7.3 | 69 | 109 | 118 | 25 – 30 | STEEL | 10 | 25203674 | SPB DIN 338 HSSG N 7,3 STEEL |
| 7.4 | 69 | 117 | 118 | 25 – 30 | STEEL | 10 | 25203675 | SPB DIN 338 HSSG N 7,4 STEEL |
| 7.5 | 69 | 109 | 118 | 25 – 30 | STEEL | 10 | 25203535 | SPB DIN 338 HSSG N 7,5 STEEL |
| 7.6 | 75 | 117 | 118 | 25 – 30 | STEEL | 10 | 25203676 | SPB DIN 338 HSSG N 7,6 STEEL |
| 7.7 | 75 | 117 | 118 | 25 – 30 | STEEL | 10 | 25203677 | SPB DIN 338 HSSG N 7,7 STEEL |
| 7.8 | 75 | 117 | 118 | 25 – 30 | STEEL | 10 | 25203678 | SPB DIN 338 HSSG N 7,8 STEEL |
| 7.9 | 75 | 117 | 118 | 25 – 30 | STEEL | 10 | 25203679 | SPB DIN 338 HSSG N 7,9 STEEL |
| 8 | 75 | 117 | 118 | 25 – 30 | STEEL | 10 | 25203536 | SPB DIN 338 HSSG N 8,0 STEEL |
| 8.1 | 75 | 117 | 118 | 25 – 30 | STEEL | 10 | 25203680 | SPB DIN 338 HSSG N 8,1 STEEL |
| 8.2 | 75 | 117 | 118 | 25 – 30 | STEEL | 10 | 25203681 | SPB DIN 338 HSSG N 8,2 STEEL |
| 8.3 | 75 | 117 | 118 | 25 – 30 | STEEL | 10 | 25203682 | SPB DIN 338 HSSG N 8,3 STEEL |
| 8.4 | 75 | 117 | 118 | 25 – 30 | STEEL | 10 | 25203683 | SPB DIN 338 HSSG N 8,4 STEEL |
| 8.5 | 75 | 117 | 118 | 25 – 30 | STEEL | 10 | 25203537 | SPB DIN 338 HSSG N 8,5 STEEL |
| 8.6 | 81 | 125 | 118 | 25 – 30 | STEEL | 10 | 25203684 | SPB DIN 338 HSSG N 8,6 STEEL |
| 8.7 | 81 | 125 | 118 | 25 – 30 | STEEL | 10 | 25203685 | SPB DIN 338 HSSG N 8,7 STEEL |
| 8.8 | 81 | 125 | 118 | 25 – 30 | STEEL | 10 | 25203686 | SPB DIN 338 HSSG N 8,8 STEEL |
| 8.9 | 81 | 125 | 118 | 25 – 30 | STEEL | 10 | 25203687 | SPB DIN 338 HSSG N 8,9 STEEL |
| 9 | 75 | 125 | 118 | 25 – 30 | STEEL | 10 | 25203538 | SPB DIN 338 HSSG N 9,0 STEEL |
| 9.1 | 81 | 125 | 118 | 25 – 30 | STEEL | 10 | 25203688 | SPB DIN 338 HSSG N 9,1 STEEL |
| 9.2 | 81 | 125 | 118 | 25 – 30 | STEEL | 10 | 25203689 | SPB DIN 338 HSSG N 9,2 STEEL |
| 9.3 | 81 | 125 | 118 | 25 – 30 | STEEL | 10 | 25203690 | SPB DIN 338 HSSG N 9,3 STEEL |
| 9.4 | 81 | 125 | 118 | 25 – 30 | STEEL | 10 | 25203691 | SPB DIN 338 HSSG N 9,4 STEEL |
| 9.5 | 81 | 125 | 118 | 25 – 30 | STEEL | 10 | 25203539 | SPB DIN 338 HSSG N 9,5 STEEL |
| 9.6 | 87 | 133 | 118 | 25 – 30 | STEEL | 10 | 25203692 | SPB DIN 338 HSSG N 9,6 STEEL |
| 9.7 | 87 | 133 | 118 | 25 – 30 | STEEL | 10 | 25203693 | SPB DIN 338 HSSG N 9,7 STEEL |
| 9.8 | 87 | 133 | 118 | 25 – 30 | STEEL | 10 | 25203694 | SPB DIN 338 HSSG N 9,8 STEEL |
| 9.9 | 87 | 133 | 118 | 25 – 30 | STEEL | 10 | 25203695 | SPB DIN 338 HSSG N 9,9 STEEL |
| 10 | 87 | 133 | 118 | 25 – 30 | STEEL | 10 | 25203540 | SPB DIN 338 HSSG N 10,0 STEEL |
| 10.1 | 87 | 133 | 118 | 25 – 30 | STEEL | 5 | 25203696 | SPB DIN 338 HSSG N 10,1 STEEL |
| 10.2 | 87 | 133 | 118 | 25 – 30 | STEEL | 5 | 25203541 | SPB DIN 338 HSSG N 10,2 STEEL |
| 10.3 | 87 | 133 | 118 | 25 – 30 | STEEL | 5 | 25203697 | SPB DIN 338 HSSG N 10,3 STEEL |
| 10.4 | 87 | 133 | 118 | 25 – 30 | STEEL | 5 | 25203698 | SPB DIN 338 HSSG N 10,4 STEEL |
| 10.5 | 87 | 133 | 118 | 25 – 30 | STEEL | 5 | 25203542 | SPB DIN 338 HSSG N 10,5 STEEL |
| 10.6 | 94 | 133 | 118 | 25 – 30 | STEEL | 5 | 25203699 | SPB DIN 338 HSSG N 10,6 STEEL |
| 10.7 | 94 | 142 | 118 | 25 – 30 | STEEL | 5 | 25203700 | SPB DIN 338 HSSG N 10,7 STEEL |
| 10.8 | 87 | 142 | 118 | 25 – 30 | STEEL | 5 | 25203706 | SPB DIN 338 HSSG N 10,8 STEEL |
| 10.9 | 94 | 142 | 118 | 25 – 30 | STEEL | 5 | 25203707 | SPB DIN 338 HSSG N 10,9 STEEL |
| 11 | 94 | 142 | 118 | 25 – 30 | STEEL | 5 | 25203543 | SPB DIN 338 HSSG N 11,0 STEEL |

*Continued on next page*

| $d_1$ [mm] | $l_2$ [mm] | $l_1$ [mm] | α [°] | Spiral angle β [°] | Version | | Item no. | Designation |
|---|---|---|---|---|---|---|---|---|
| 11.1 | 94 | 142 | 118 | 25 – 30 | STEEL | 5 | 25203708 | SPB DIN 338 HSSG N 11,1 STEEL |
| 11.2 | 94 | 142 | 118 | 25 – 30 | STEEL | 5 | 25203709 | SPB DIN 338 HSSG N 11,2 STEEL |
| 11.3 | 94 | 142 | 118 | 25 – 30 | STEEL | 5 | 25203710 | SPB DIN 338 HSSG N 11,3 STEEL |
| 11.4 | 94 | 142 | 118 | 25 – 30 | STEEL | 5 | 25203711 | SPB DIN 338 HSSG N 11,4 STEEL |
| 11.5 | 94 | 142 | 118 | 25 – 30 | STEEL | 5 | 25203544 | SPB DIN 338 HSSG N 11,5 STEEL |
| 11.6 | 94 | 142 | 118 | 25 – 30 | STEEL | 5 | 25203712 | SPB DIN 338 HSSG N 11,6 STEEL |
| 11.7 | 94 | 142 | 118 | 25 – 30 | STEEL | 5 | 25203713 | SPB DIN 338 HSSG N 11,7 STEEL |
| 11.8 | 94 | 142 | 118 | 25 – 30 | STEEL | 5 | 25203714 | SPB DIN 338 HSSG N 11,8 STEEL |
| 11.9 | 101 | 151 | 118 | 25 – 30 | STEEL | 5 | 25203715 | SPB DIN 338 HSSG N 11,9 STEEL |
| 12 | 101 | 151 | 118 | 25 – 30 | STEEL | 5 | 25203545 | SPB DIN 338 HSSG N 12,0 STEEL |
| 12.1 | 101 | 151 | 118 | 25 – 30 | STEEL | 5 | 25203716 | SPB DIN 338 HSSG N 12,1 STEEL |
| 12.2 | 101 | 151 | 118 | 25 – 30 | STEEL | 5 | 25203717 | SPB DIN 338 HSSG N 12,2 STEEL |
| 12.3 | 101 | 151 | 118 | 25 – 30 | STEEL | 5 | 25203718 | SPB DIN 338 HSSG N 12,3 STEEL |
| 12.4 | 101 | 151 | 118 | 25 – 30 | STEEL | 5 | 25203719 | SPB DIN 338 HSSG N 12,4 STEEL |
| 12.5 | 101 | 151 | 118 | 25 – 30 | STEEL | 5 | 25203546 | SPB DIN 338 HSSG N 12,5 STEEL |
| 12.6 | 101 | 151 | 118 | 25 – 30 | STEEL | 5 | 25203720 | SPB DIN 338 HSSG N 12,6 STEEL |
| 12.7 | 101 | 151 | 118 | 25 – 30 | STEEL | 5 | 25203721 | SPB DIN 338 HSSG N 12,7 STEEL |
| 12.8 | 101 | 151 | 118 | 25 – 30 | STEEL | 5 | 25203722 | SPB DIN 338 HSSG N 12,8 STEEL |
| 12.9 | 101 | 151 | 118 | 25 – 30 | STEEL | 5 | 25203818 | SPB DIN 338 HSSG N 12,9 STEEL |
| 13 | 101 | 151 | 118 | 25 – 30 | STEEL | 5 | 25203547 | SPB DIN 338 HSSG N 13,0 STEEL |
| 13.5 | 108 | 160 | 118 | 25 – 30 | STEEL | 1 | 25203723 | SPB DIN 338 HSSG N 13,5 STEEL |
| 14 | 108 | 160 | 118 | 25 – 30 | STEEL | 1 | 25203724 | SPB DIN 338 HSSG N 14,0 STEEL |
| 14.5 | 114 | 169 | 118 | 25 – 30 | STEEL | 1 | 25203725 | SPB DIN 338 HSSG N 14,5 STEEL |
| 15 | 114 | 169 | 118 | 25 – 30 | STEEL | 1 | 25203726 | SPB DIN 338 HSSG N 15,0 STEEL |
| 15.5 | 120 | 178 | 118 | 25 – 30 | STEEL | 1 | 25203727 | SPB DIN 338 HSSG N 15,5 STEEL |
| 16 | 120 | 178 | 118 | 25 – 30 | STEEL | 1 | 25203728 | SPB DIN 338 HSSG N 16,0 STEEL |



## DIN 338 HSSG N STEEL spiral drills, 19-piece set

The set contains 19 HSS spiral drills in the STEEL in HSSG (M2) type for industrial uses.

**Contents:**
The set consists of 19 HSS spiral drills in the STEEL in HSSG (M2) version with dia. 1.0 to 10.0 mm, in increments of 0.5 mm.

**Special features:**
- The sturdy plastic box protects the tools against dirt and damage.
- The securing of the HSS spiral drills facilitates the selection and withdrawal of the tools.

| Contents [Piece] | Version | | Item no. | Designation |
|---|---|---|---|---|
| 19 | STEEL | 1 | 25203701 | SET SPB DIN 338 HSSG N 1-10 STEEL 19TLG |



## DIN 338 HSSG N STEEL spiral drills, 25-piece set

The set contains 25 HSS spiral drills in the STEEL in HSSG (M2) type for industrial uses.

**Contents:**
The set consists of 25 HSS spiral drills with dia. 1.0 to 13.0 mm, in increments of 0.5 mm.

**Special features:**
- The sturdy plastic box protects the tools against dirt and damage.
- The securing of the HSS spiral drills facilitates the selection and withdrawal of the tools.

| Contents [Piece] | Version | | Item no. | Designation |
|---|---|---|---|---|
| 25 | STEEL | 1 | 25203702 | SET SPB DIN 338 HSSG N 1-13 STEEL 25TLG |




## DIN 338 HSSE N INOX spiral drill

High-performance drilling tools in the INOX in HSSE-Co5 (M35) version for industrial uses on tough and hard materials such as alloyed and high-strength steel and stainless steel (INOX). Fully ground, right-hand turning version with cross grinding. With dia. 13 x 35 mm stepped shank as from a drill dia. of 13.5 mm.

**Special features:**
- Very good temperature resistance due to Co content as well as robust tip profile.
- Very long tool life and easy centring.
- Good chip removal and high concentricity.

| $d_1$ [mm] | $l_2$ [mm] | $l_1$ [mm] | α [°] | Spiral angle β [°] | Version | | Item no. | Designation |
|---|---|---|---|---|---|---|---|---|
| 1 | 12 | 34 | 135 | 36 | INOX | 10 | 25203548 | SPB DIN 338 HSSE N 1,0 INOX |
| 1.1 | 14 | 36 | 135 | 36 | INOX | 10 | 25203729 | SPB DIN 338 HSSE N 1,1 INOX |
| 1.2 | 16 | 38 | 135 | 36 | INOX | 10 | 25203730 | SPB DIN 338 HSSE N 1,2 INOX |
| 1.3 | 16 | 38 | 135 | 36 | INOX | 10 | 25203731 | SPB DIN 338 HSSE N 1,3 INOX |
| 1.4 | 18 | 40 | 135 | 36 | INOX | 10 | 25203732 | SPB DIN 338 HSSE N 1,4 INOX |
| 1.5 | 18 | 40 | 135 | 36 | INOX | 10 | 25203549 | SPB DIN 338 HSSE N 1,5 INOX |
| 1.6 | 20 | 43 | 135 | 36 | INOX | 10 | 25203550 | SPB DIN 338 HSSE N 1,6 INOX |
| 1.7 | 20 | 43 | 135 | 36 | INOX | 10 | 25203733 | SPB DIN 338 HSSE N 1,7 INOX |
| 1.8 | 22 | 46 | 135 | 36 | INOX | 10 | 25203734 | SPB DIN 338 HSSE N 1,8 INOX |
| 1.9 | 22 | 46 | 135 | 36 | INOX | 10 | 25203735 | SPB DIN 338 HSSE N 1,9 INOX |
| 2 | 24 | 49 | 135 | 36 | INOX | 10 | 25203551 | SPB DIN 338 HSSE N 2,0 INOX |
| 2.1 | 24 | 49 | 135 | 36 | INOX | 10 | 25203736 | SPB DIN 338 HSSE N 2,1 INOX |
| 2.2 | 27 | 53 | 135 | 36 | INOX | 10 | 25203737 | SPB DIN 338 HSSE N 2,2 INOX |
| 2.3 | 27 | 53 | 135 | 36 | INOX | 10 | 25203738 | SPB DIN 338 HSSE N 2,3 INOX |
| 2.4 | 30 | 57 | 135 | 36 | INOX | 10 | 25203739 | SPB DIN 338 HSSE N 2,4 INOX |
| 2.5 | 30 | 57 | 135 | 36 | INOX | 10 | 25203552 | SPB DIN 338 HSSE N 2,5 INOX |
| 2.6 | 30 | 57 | 135 | 36 | INOX | 10 | 25203740 | SPB DIN 338 HSSE N 2,6 INOX |
| 2.7 | 33 | 53 | 135 | 36 | INOX | 10 | 25203741 | SPB DIN 338 HSSE N 2,7 INOX |
| 2.8 | 33 | 61 | 135 | 36 | INOX | 10 | 25203742 | SPB DIN 338 HSSE N 2,8 INOX |
| 2.9 | 33 | 61 | 135 | 36 | INOX | 10 | 25203743 | SPB DIN 338 HSSE N 2,9 INOX |
| 3 | 33 | 61 | 135 | 36 | INOX | 10 | 25203553 | SPB DIN 338 HSSE N 3,0 INOX |
| 3.1 | 36 | 65 | 135 | 36 | INOX | 10 | 25203554 | SPB DIN 338 HSSE N 3,1 INOX |
| 3.2 | 36 | 65 | 135 | 36 | INOX | 10 | 25203744 | SPB DIN 338 HSSE N 3,2 INOX |
| 3.3 | 36 | 65 | 135 | 36 | INOX | 10 | 25203555 | SPB DIN 338 HSSE N 3,3 INOX |
| 3.4 | 39 | 70 | 135 | 36 | INOX | 10 | 25203556 | SPB DIN 338 HSSE N 3,4 INOX |
| 3.5 | 39 | 70 | 135 | 36 | INOX | 10 | 25203557 | SPB DIN 338 HSSE N 3,5 INOX |
| 3.6 | 39 | 70 | 135 | 36 | INOX | 10 | 25203558 | SPB DIN 338 HSSE N 3,6 INOX |

*Continued on next page*



| $d_1$ [mm] | $l_2$ [mm] | $l_1$ [mm] | α [°] | Spiral angle β [°] | Version | | Item no. | Designation |
|---|---|---|---|---|---|---|---|---|
| 3.7 | 39 | 70 | 135 | 36 | INOX | 10 | 25203745 | SPB DIN 338 HSSE N 3,7 INOX |
| 3.8 | 43 | 75 | 135 | 36 | INOX | 10 | 25203746 | SPB DIN 338 HSSE N 3,8 INOX |
| 3.9 | 43 | 75 | 135 | 36 | INOX | 10 | 25203747 | SPB DIN 338 HSSE N 3,9 INOX |
| 4 | 43 | 75 | 135 | 36 | INOX | 10 | 25203559 | SPB DIN 338 HSSE N 4,0 INOX |
| 4.1 | 43 | 75 | 135 | 36 | INOX | 10 | 25203560 | SPB DIN 338 HSSE N 4,1 INOX |
| 4.2 | 43 | 75 | 135 | 36 | INOX | 10 | 25203561 | SPB DIN 338 HSSE N 4,2 INOX |
| 4.3 | 47 | 80 | 135 | 36 | INOX | 10 | 25203748 | SPB DIN 338 HSSE N 4,3 INOX |
| 4.4 | 47 | 80 | 135 | 36 | INOX | 10 | 25203562 | SPB DIN 338 HSSE N 4,4 INOX |
| 4.5 | 47 | 80 | 135 | 36 | INOX | 10 | 25203563 | SPB DIN 338 HSSE N 4,5 INOX |
| 4.6 | 47 | 80 | 135 | 36 | INOX | 10 | 25203749 | SPB DIN 338 HSSE N 4,6 INOX |
| 4.7 | 47 | 86 | 135 | 36 | INOX | 10 | 25203750 | SPB DIN 338 HSSE N 4,7 INOX |
| 4.8 | 53 | 86 | 135 | 36 | INOX | 10 | 25203751 | SPB DIN 338 HSSE N 4,8 INOX |
| 4.9 | 53 | 86 | 135 | 36 | INOX | 10 | 25203752 | SPB DIN 338 HSSE N 4,9 INOX |
| 5 | 52 | 86 | 135 | 36 | INOX | 10 | 25203564 | SPB DIN 338 HSSE N 5,0 INOX |
| 5.1 | 52 | 86 | 135 | 36 | INOX | 10 | 25203565 | SPB DIN 338 HSSE N 5,1 INOX |
| 5.2 | 52 | 86 | 135 | 36 | INOX | 10 | 25203566 | SPB DIN 338 HSSE N 5,2 INOX |
| 5.3 | 52 | 86 | 135 | 36 | INOX | 10 | 25203567 | SPB DIN 338 HSSE N 5,3 INOX |
| 5.4 | 57 | 93 | 135 | 36 | INOX | 10 | 25203753 | SPB DIN 338 HSSE N 5,4 INOX |
| 5.5 | 57 | 93 | 135 | 36 | INOX | 10 | 25203568 | SPB DIN 338 HSSE N 5,5 INOX |
| 5.6 | 57 | 93 | 135 | 36 | INOX | 10 | 25203754 | SPB DIN338 HSSE N 5,6 INOX |
| 5.7 | 57 | 93 | 135 | 36 | INOX | 10 | 25203755 | SPB DIN 338 HSSE N 5,7 INOX |
| 5.8 | 57 | 93 | 135 | 36 | INOX | 10 | 25203756 | SPB DIN 338 HSSE N 5,8 INOX |
| 5.9 | 57 | 93 | 135 | 36 | INOX | 10 | 25203757 | SPB DIN 338 HSSE N 5,9 INOX |
| 6 | 57 | 93 | 135 | 36 | INOX | 10 | 25203569 | SPB DIN 338 HSSE N 6,0 INOX |
| 6.1 | 63 | 101 | 135 | 36 | INOX | 10 | 25203758 | SPB DIN 338 HSSE N 6,1 INOX |
| 6.2 | 63 | 101 | 135 | 36 | INOX | 10 | 25203759 | SPB DIN 338 HSSE N 6,2 INOX |
| 6.3 | 63 | 101 | 135 | 36 | INOX | 10 | 25203760 | SPB DIN 338 HSSE N 6,3 INOX |
| 6.4 | 63 | 101 | 135 | 36 | INOX | 10 | 25203761 | SPB DIN 338 HSSE N 6,4 INOX |
| 6.5 | 63 | 101 | 135 | 36 | INOX | 10 | 25203570 | SPB DIN 338 HSSE N 6,5 INOX |
| 6.6 | 63 | 101 | 135 | 36 | INOX | 10 | 25203762 | SPB DIN 338 HSSE N 6,6 INOX |
| 6.7 | 63 | 101 | 135 | 36 | INOX | 10 | 25203763 | SPB DIN 338 HSSE N 6,7 INOX |
| 6.8 | 69 | 109 | 135 | 36 | INOX | 10 | 25203571 | SPB DIN 338 HSSE N 6,8 INOX |
| 6.9 | 69 | 109 | 135 | 36 | INOX | 10 | 25203764 | SPB DIN 338 HSSE N 6,9 INOX |
| 7 | 69 | 109 | 135 | 36 | INOX | 10 | 25203572 | SPB DIN 338 HSSE N 7,0 INOX |
| 7.1 | 69 | 109 | 135 | 36 | INOX | 10 | 25203765 | SPB DIN 338 HSSE N 7,1 INOX |
| 7.2 | 69 | 109 | 135 | 36 | INOX | 10 | 25203766 | SPB DIN 338 HSSE N 7,2 INOX |
| 7.3 | 69 | 109 | 135 | 36 | INOX | 10 | 25203767 | SPB DIN 338 HSSE N 7,3 INOX |
| 7.4 | 69 | 109 | 135 | 36 | INOX | 10 | 25203768 | SPB DIN 338 HSSE N 7,4 INOX |
| 7.5 | 69 | 109 | 135 | 36 | INOX | 10 | 25203573 | SPB DIN 338 HSSE N 7,5 INOX |
| 7.6 | 75 | 117 | 135 | 36 | INOX | 10 | 25203769 | SPB DIN 338 HSSE N 7,6 INOX |
| 7.7 | 75 | 117 | 135 | 36 | INOX | 10 | 25203770 | SPB DIN 338 HSSE N 7,7 INOX |
| 7.8 | 75 | 117 | 135 | 36 | INOX | 10 | 25203771 | SPB DIN 338 HSSE N 7,8 INOX |
| 7.9 | 75 | 117 | 135 | 36 | INOX | 10 | 25203772 | SPB DIN 338 HSSE N 7,9 INOX |
| 8 | 75 | 117 | 135 | 36 | INOX | 10 | 25203574 | SPB DIN 338 HSSE N 8,0 INOX |
| 8.1 | 75 | 117 | 135 | 36 | INOX | 10 | 25203773 | SPB DIN 338 HSSE N 8,1 INOX |
| 8.2 | 75 | 117 | 135 | 36 | INOX | 10 | 25203774 | SPB DIN 338 HSSE N 8,2 INOX |
| 8.3 | 75 | 117 | 135 | 36 | INOX | 10 | 25203775 | SPB DIN 338 HSSE N 8,3 INOX |
| 8.4 | 75 | 117 | 135 | 36 | INOX | 10 | 25203776 | SPB DIN 338 HSSE N 8,4 INOX |
| 8.5 | 75 | 117 | 135 | 36 | INOX | 10 | 25203575 | SPB DIN 338 HSSE N 8,5 INOX |
| 8.6 | 81 | 125 | 135 | 36 | INOX | 10 | 25203777 | SPB DIN 338 HSSE N 8,6 INOX |
| 8.7 | 81 | 125 | 135 | 36 | INOX | 10 | 25203778 | SPB DIN 338 HSSE N 8,7 INOX |
| 8.8 | 81 | 125 | 135 | 36 | INOX | 10 | 25203779 | SPB DIN 338 HSSE N 8,8 INOX |
| 8.9 | 81 | 125 | 135 | 36 | INOX | 10 | 25203780 | SPB DIN 338 HSSE N 8,9 INOX |
| 9 | 75 | 125 | 135 | 36 | INOX | 10 | 25203576 | SPB DIN 338 HSSE N 9,0 INOX |

*Continued on next page*



| $d_1$ [mm] | $l_2$ [mm] | $l_1$ [mm] | α [°] | Spiral angle β [°] | Version | | Item no. | Designation |
|---|---|---|---|---|---|---|---|---|
| 9.1 | 81 | 125 | 135 | 36 | INOX | 10 | 25203781 | SPB DIN 338 HSSE N 9,1 INOX |
| 9.2 | 81 | 125 | 135 | 36 | INOX | 10 | 25203782 | SPB DIN 338 HSSE N 9,2 INOX |
| 9.3 | 81 | 125 | 135 | 36 | INOX | 10 | 25203783 | SPB DIN 338 HSSE N 9,3 INOX |
| 9.4 | 81 | 125 | 135 | 36 | INOX | 10 | 25203784 | SPB DIN 338 HSSE N 9,4 INOX |
| 9.5 | 81 | 125 | 135 | 36 | INOX | 10 | 25203577 | SPB DIN 338 HSSE N 9,5 INOX |
| 9.6 | 87 | 133 | 135 | 36 | INOX | 10 | 25203785 | SPB DIN 338 HSSE N 9,6 INOX |
| 9.7 | 87 | 133 | 135 | 36 | INOX | 10 | 25203786 | SPB DIN 338 HSSE N 9,7 INOX |
| 9.8 | 87 | 133 | 135 | 36 | INOX | 10 | 25203787 | SPB DIN 338 HSSE N 9,8 INOX |
| 9.9 | 87 | 133 | 135 | 36 | INOX | 10 | 25203788 | SPB DIN 338 HSSE N 9,9 INOX |
| 10 | 87 | 133 | 135 | 36 | INOX | 10 | 25203578 | SPB DIN 338 HSSE N 10,0 INOX |
| 10.1 | 87 | 133 | 135 | 36 | INOX | 5 | 25203789 | SPB DIN 338 HSSE N 10,1 INOX |
| 10.2 | 87 | 133 | 135 | 36 | INOX | 5 | 25203579 | SPB DIN 338 HSSE N 10,2 INOX |
| 10.3 | 87 | 133 | 135 | 36 | INOX | 5 | 25203790 | SPB DIN 338 HSSE N 10,3 INOX |
| 10.4 | 87 | 133 | 135 | 36 | INOX | 5 | 25203791 | SPB DIN 338 HSSE N 10,4 INOX |
| 10.5 | 87 | 133 | 135 | 36 | INOX | 5 | 25203580 | SPB DIN 338 HSSE N 10,5 INOX |
| 10.6 | 87 | 133 | 135 | 36 | INOX | 5 | 25203792 | SPB DIN 338 HSSE N 10,6 INOX |
| 10.7 | 94 | 142 | 135 | 36 | INOX | 5 | 25203793 | SPB DIN 338 HSSE N 10,7 INOX |
| 10.8 | 94 | 142 | 135 | 36 | INOX | 5 | 25203794 | SPB DIN 338 HSSE N 10,8 INOX |
| 10.9 | 94 | 142 | 135 | 36 | INOX | 5 | 25203795 | SPB DIN 338 HSSE N 10,9 INOX |
| 11 | 94 | 142 | 135 | 36 | INOX | 5 | 25203581 | SPB DIN 338 HSSE N 11,0 INOX |
| 11.1 | 94 | 142 | 135 | 36 | INOX | 5 | 25203796 | SPB DIN 338 HSSE N 11,1 INOX |
| 11.2 | 94 | 142 | 135 | 36 | INOX | 5 | 25203797 | SPB DIN 338 HSSE N 11,2 INOX |
| 11.3 | 94 | 142 | 135 | 36 | INOX | 5 | 25203798 | SPB DIN 338 HSSE N 11,3 INOX |
| 11.4 | 94 | 142 | 135 | 36 | INOX | 5 | 25203799 | SPB DIN 338 HSSE N 11,4 INOX |
| 11.5 | 94 | 142 | 135 | 36 | INOX | 5 | 25203582 | SPB DIN 338 HSSE N 11,5 INOX |
| 11.6 | 94 | 142 | 135 | 36 | INOX | 5 | 25203800 | SPB DIN 338 HSSE N 11,6 INOX |
| 11.7 | 94 | 142 | 135 | 36 | INOX | 5 | 25203801 | SPB DIN 338 HSSE N 11,7 INOX |
| 11.8 | 94 | 142 | 135 | 36 | INOX | 5 | 25203802 | SPB DIN 338 HSSE N 11,8 INOX |
| 11.9 | 101 | 151 | 135 | 36 | INOX | 5 | 25203803 | SPB DIN 338 HSSE N 11,9 INOX |
| 12 | 101 | 151 | 135 | 36 | INOX | 5 | 25203583 | SPB DIN 338 HSSE N 12,0 INOX |
| 12.1 | 101 | 151 | 135 | 36 | INOX | 5 | 25203804 | SPB DIN 338 HSSE N 12,1 INOX |
| 12.2 | 101 | 151 | 135 | 36 | INOX | 5 | 25203805 | SPB DIN 338 HSSE N 12,2 INOX |
| 12.3 | 101 | 151 | 135 | 36 | INOX | 5 | 25203806 | SPB DIN 338 HSSE N 12,3 INOX |
| 12.4 | 101 | 151 | 135 | 36 | INOX | 5 | 25203807 | SPB DIN 338 HSSE N 12,4 INOX |
| 12.5 | 101 | 151 | 135 | 36 | INOX | 5 | 25203584 | SPB DIN 338 HSSE N 12,5 INOX |
| 12.6 | 101 | 151 | 135 | 36 | INOX | 5 | 25203808 | SPB DIN 338 HSSE N 12,6 INOX |
| 12.7 | 101 | 151 | 135 | 36 | INOX | 5 | 25203809 | SPB DIN 338 HSSE N 12,7 INOX |
| 12.8 | 101 | 151 | 135 | 36 | INOX | 5 | 25203810 | SPB DIN 338 HSSE N 12,8 INOX |
| 12.9 | 101 | 151 | 135 | 36 | INOX | 5 | 25203811 | SPB DIN 338 HSSE N 12,9 INOX |
| 13 | 101 | 151 | 135 | 36 | INOX | 5 | 25203585 | SPB DIN 338 HSSE N 13,0 INOX |
| 13.5 | 108 | 160 | 135 | 36 | INOX | 1 | 25203812 | SPB DIN 338 HSSE N 13,5 INOX |
| 14 | 108 | 160 | 135 | 36 | INOX | 1 | 25203813 | SPB DIN 338 HSSE N 14,0 INOX |
| 14.5 | 114 | 169 | 135 | 36 | INOX | 1 | 25203814 | SPB DIN 338 HSSE N 14,5 INOX |
| 15 | 114 | 169 | 135 | 36 | INOX | 1 | 25203815 | SPB DIN 338 HSSE N 15,0 INOX |
| 15.5 | 120 | 178 | 135 | 36 | INOX | 1 | 25203816 | SPB DIN 338 HSSE N 15,5 INOX |
| 16 | 120 | 178 | 135 | 36 | INOX | 1 | 25203817 | SPB DIN 338 HSSE N 16,0 INOX |



## DIN 338 HSSE N INOX spiral drills, 19-piece set

The set contains 19 HSS spiral drills in the INOX in HSSE-Co5 (M35) type for industrial uses.

**Contents:**
The set consists of 19 HSS spiral drills with dia. 1.0 to 10.0 mm, in increments of 0.5 mm.

**Special features:**
- The sturdy plastic box protects the tools against dirt and damage.
- The securing of the HSS spiral drills facilitates the selection and withdrawal of the tools.

| Contents [Piece] | Version | | Item no. | Designation |
|---|---|---|---|---|
| 19 | INOX | 1 | 25203703 | SET SPB DIN 338 HSSE N 1-10 INOX 19TLG |



## DIN 338 HSSE N INOX spiral drills, 25-piece set

The set contains 25 HSS spiral drills in the INOX in HSSE-Co5 (M35) type for industrial uses.

**Contents:**
The set consists of 25 HSS spiral drills with dia. 1.0 to 13.0 mm, in increments of 0.5 mm.

**Special features:**
- The sturdy plastic box protects the tools against dirt and damage.
- The securing of the HSS spiral drills facilitates the selection and withdrawal of the tools.

| Contents [Piece] | Version | | Item no. | Designation |
|---|---|---|---|---|
| 25 | INOX | 1 | 25203704 | SET SPB DIN 338 HSSE N 1-13 INOX 25TLG |

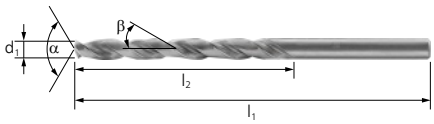


## Spiral drill DIN 340 HSSG N STEEL

Long spiral drill according to DIN 340 with cylindrical shank for deep drilling in the STEEL in HSSG (M2) version for general industrial use on steel, aluminium, brass, bronze, cast material and plastics. Fully ground, right-hand turning version with cross grinding.

**Special features:**
- Long tool life and easy centring.
- Good chip removal and high concentricity.

| $d_1$ [mm] | $l_2$ [mm] | $l_1$ [mm] | α [°] | Spiral angle β [°] | Version | | Item no. | Designation |
|---|---|---|---|---|---|---|---|---|
| 2 | 56 | 85 | 118 | 25 | STEEL | 10 | 25203820 | SPB DIN 340 HSSG N 2.0 STEEL |
| 2.5 | 62 | 95 | 118 | 25 | STEEL | 10 | 25203821 | SPB DIN 340 HSSG N 2.5 STEEL |
| 3 | 66 | 100 | 118 | 26 | STEEL | 10 | 25203822 | SPB DIN 340 HSSG N 3.0 STEEL |
| 3.1 | 69 | 106 | 118 | 26 | STEEL | 10 | 25203823 | SPB DIN 340 HSSG N 3.1 STEEL |
| 3.3 | 69 | 106 | 118 | 26 | STEEL | 10 | 25203824 | SPB DIN 340 HSSG N 3.3 STEEL |
| 3.4 | 73 | 112 | 118 | 27 | STEEL | 10 | 25203825 | SPB DIN 340 HSSG N 3.4 STEEL |
| 3.5 | 73 | 112 | 118 | 27 | STEEL | 10 | 25203826 | SPB DIN 340 HSSG N 3.5 STEEL |
| 3.6 | 73 | 112 | 118 | 27 | STEEL | 10 | 25203827 | SPB DIN 340 HSSG N 3.6 STEEL |
| 4 | 78 | 119 | 118 | 27 | STEEL | 10 | 25203828 | SPB DIN 340 HSSG N 4.0 STEEL |
| 4.1 | 78 | 119 | 118 | 27 | STEEL | 10 | 25203829 | SPB DIN 340 HSSG N 4.1 STEEL |

*Continued on next page*

| $d_1$ [mm] | $l_2$ [mm] | $l_1$ [mm] | α [°] | Spiral angle β [°] | Version | | Item no. | Designation |
|---|---|---|---|---|---|---|---|---|
| 4.2 | 78 | 119 | 118 | 27 | STEEL | 10 | 25203830 | SPB DIN 340 HSSG N 4.2 STEEL |
| 4.4 | 82 | 126 | 118 | 27 | STEEL | 10 | 25203831 | SPB DIN 340 HSSG N 4.4 STEEL |
| 4.5 | 82 | 126 | 118 | 27 | STEEL | 10 | 25203832 | SPB DIN 340 HSSG N 4.5 STEEL |
| 5 | 87 | 132 | 118 | 28 | STEEL | 10 | 25203833 | SPB DIN 340 HSSG N 5.0 STEEL |
| 5.1 | 87 | 132 | 118 | 28 | STEEL | 10 | 25203834 | SPB DIN 340 HSSG N 5.1 STEEL |
| 5.2 | 87 | 132 | 118 | 28 | STEEL | 10 | 25203835 | SPB DIN 340 HSSG N 5.2 STEEL |
| 5.3 | 87 | 132 | 118 | 28 | STEEL | 10 | 25203836 | SPB DIN 340 HSSG N 5.3 STEEL |
| 5.5 | 91 | 139 | 118 | 28 | STEEL | 10 | 25203837 | SPB DIN 340 HSSG N 5.5 STEEL |
| 6 | 91 | 139 | 118 | 28 | STEEL | 10 | 25203838 | SPB DIN 340 HSSG N 6.0 STEEL |
| 6.5 | 97 | 148 | 118 | 28 | STEEL | 10 | 25203839 | SPB DIN 340 HSSG N 6.5 STEEL |
| 6.8 | 102 | 156 | 118 | 28 | STEEL | 10 | 25203840 | SPB DIN 340 HSSG N 6.8 STEEL |
| 7 | 102 | 156 | 118 | 28 | STEEL | 10 | 25203841 | SPB DIN 340 HSSG N 7.0 STEEL |
| 7.5 | 102 | 156 | 118 | 28 | STEEL | 10 | 25203842 | SPB DIN 340 HSSG N 7.5 STEEL |
| 8 | 109 | 165 | 118 | 29 | STEEL | 10 | 25203843 | SPB DIN 340 HSSG N 8.0 STEEL |
| 8.5 | 109 | 165 | 118 | 29 | STEEL | 10 | 25203844 | SPB DIN 340 HSSG N 8.5 STEEL |
| 9 | 115 | 175 | 118 | 29 | STEEL | 10 | 25203845 | SPB DIN 340 HSSG N 9.0 STEEL |
| 9.5 | 115 | 175 | 118 | 30 | STEEL | 10 | 25203846 | SPB DIN 340 HSSG N 9.5 STEEL |
| 10 | 121 | 184 | 118 | 30 | STEEL | 10 | 25203847 | SPB DIN 340 HSSG N 10.0 STEEL |
| 10.2 | 121 | 184 | 118 | 30 | STEEL | 5 | 25203848 | SPB DIN 340 HSSG N 10.2 STEEL |
| 10.5 | 121 | 194 | 118 | 30 | STEEL | 5 | 25203849 | SPB DIN 340 HSSG N 10.5 STEEL |
| 11 | 128 | 195 | 118 | 30 | STEEL | 5 | 25203850 | SPB DIN 340 HSSG N 11.0 STEEL |
| 11.5 | 128 | 205 | 118 | 30 | STEEL | 5 | 25203851 | SPB DIN 340 HSSG N 11.5 STEEL |
| 12 | 134 | 205 | 118 | 30 | STEEL | 5 | 25203852 | SPB DIN 340 HSSG N 12.0 STEEL |
| 12.5 | 134 | 205 | 118 | 30 | STEEL | 5 | 25203853 | SPB DIN 340 HSSG N 12.5 STEEL |
| 13 | 134 | 205 | 118 | 30 | STEEL | 5 | 25203854 | SPB DIN 340 HSSG N 13.0 STEEL |




## Spiral drill DIN 340 HSSE N INOX

Long spiral drill according to DIN 340 with cylindrical shank for deep drilling in the INOX in HSSE-Co5 (M35) version for industrial uses on tough and hard materials such as alloyed and high-strength steel and stainless steel (INOX). Fully ground, right-hand turning version with cross grinding.

**Special features:**
- Very good temperature resistance due to Co content as well as robust tip profile.
- Very long tool life and easy centring.
- Good chip removal and high concentricity.

| $d_1$ [mm] | $l_2$ [mm] | $l_1$ [mm] | α [°] | Spiral angle β [°] | Version | | Item no. | Designation |
|---|---|---|---|---|---|---|---|---|
| 2 | 56 | 85 | 135 | 36 | INOX | 10 | 25203855 | SPB DIN 340 HSSE N 2.0 INOX |
| 2.5 | 62 | 95 | 135 | 36 | INOX | 10 | 25203856 | SPB DIN 340 HSSE N 2.5 INOX |
| 3 | 66 | 100 | 135 | 36 | INOX | 10 | 25203857 | SPB DIN 340 HSSE N 3.0 INOX |
| 3.1 | 69 | 106 | 135 | 36 | INOX | 10 | 25203858 | SPB DIN 340 HSSE N 3.1 INOX |
| 3.3 | 69 | 106 | 135 | 36 | INOX | 10 | 25203859 | SPB DIN 340 HSSE N 3.3 INOX |
| 3.4 | 73 | 112 | 135 | 36 | INOX | 10 | 25203860 | SPB DIN 340 HSSE N 3.4 INOX |
| 3.5 | 73 | 112 | 135 | 36 | INOX | 10 | 25203861 | SPB DIN 340 HSSE N 3.5 INOX |
| 3.6 | 73 | 112 | 135 | 36 | INOX | 10 | 25203862 | SPB DIN 340 HSSE N 3.6 INOX |
| 4 | 78 | 119 | 135 | 36 | INOX | 10 | 25203863 | SPB DIN 340 HSSE N 4.0 INOX |
| 4.1 | 78 | 119 | 135 | 36 | INOX | 10 | 25203864 | SPB DIN 340 HSSE N 4.1 INOX |
| 4.2 | 78 | 119 | 135 | 36 | INOX | 10 | 25203865 | SPB DIN 340 HSSE N 4.2 INOX |
| 4.4 | 82 | 126 | 135 | 36 | INOX | 10 | 25203866 | SPB DIN 340 HSSE N 4.4 INOX |
| 4.5 | 82 | 126 | 135 | 36 | INOX | 10 | 25203867 | SPB DIN 340 HSSE N 4.5 INOX |
| 5 | 87 | 132 | 135 | 36 | INOX | 10 | 25203868 | SPB DIN 340 HSSE N 5.0 INOX |
| 5.1 | 87 | 132 | 135 | 36 | INOX | 10 | 25203869 | SPB DIN 340 HSSE N 5.1 INOX |
| 5.2 | 87 | 132 | 135 | 36 | INOX | 10 | 25203870 | SPB DIN 340 HSSE N 5.2 INOX |
| 5.3 | 87 | 132 | 135 | 36 | INOX | 10 | 25203871 | SPB DIN 340 HSSE N 5.3 INOX |

*Continued on next page*

| $d_1$ [mm] | $l_2$ [mm] | $l_1$ [mm] | α [°] | Spiral angle β [°] | Version | | Item no. | Designation |
|---|---|---|---|---|---|---|---|---|
| 5.5 | 91 | 139 | 135 | 36 | INOX | 10 | 25203872 | SPB DIN 340 HSSE N 5.5 INOX |
| 6 | 91 | 139 | 135 | 36 | INOX | 10 | 25203873 | SPB DIN 340 HSSE N 6.0 INOX |
| 6.5 | 97 | 148 | 135 | 36 | INOX | 10 | 25203874 | SPB DIN 340 HSSE N 6.5 INOX |
| 6.8 | 102 | 156 | 135 | 36 | INOX | 10 | 25203875 | SPB DIN 340 HSSE N 6.8 INOX |
| 7 | 102 | 156 | 135 | 36 | INOX | 10 | 25203876 | SPB DIN 340 HSSE N 7.0 INOX |
| 7.5 | 102 | 156 | 135 | 36 | INOX | 10 | 25203877 | SPB DIN 340 HSSE N 7.5 INOX |
| 8 | 109 | 165 | 135 | 36 | INOX | 10 | 25203878 | SPB DIN 340 HSSE N 8.0 INOX |
| 8.5 | 109 | 165 | 135 | 36 | INOX | 10 | 25203879 | SPB DIN 340 HSSE N 8.5 INOX |
| 9 | 115 | 175 | 135 | 36 | INOX | 10 | 25203880 | SPB DIN 340 HSSE N 9.0 INOX |
| 9.5 | 115 | 175 | 135 | 36 | INOX | 10 | 25203881 | SPB DIN 340 HSSE N 9.5 INOX |
| 10 | 121 | 184 | 135 | 30 | INOX | 10 | 25203882 | SPB DIN 340 HSSE N 10.0 INOX |
| 10.2 | 121 | 184 | 135 | 30 | INOX | 5 | 25203883 | SPB DIN 340 HSSE N 10.2 INOX |
| 10.5 | 121 | 194 | 135 | 30 | INOX | 5 | 25203884 | SPB DIN 340 HSSE N 10.5 INOX |
| 11 | 128 | 195 | 135 | 30 | INOX | 5 | 25203885 | SPB DIN 340 HSSE N 11.0 INOX |
| 11.5 | 128 | 205 | 135 | 30 | INOX | 5 | 25203886 | SPB DIN 340 HSSE N 11.5 INOX |
| 12 | 134 | 205 | 135 | 30 | INOX | 5 | 25203887 | SPB DIN 340 HSSE N 12.0 INOX |
| 12.5 | 134 | 205 | 135 | 30 | INOX | 5 | 25203888 | SPB DIN 340 HSSE N 12.5 INOX |
| 13 | 134 | 205 | 135 | 30 | INOX | 5 | 25203889 | SPB DIN 340 HSSE N 13.0 INOX |

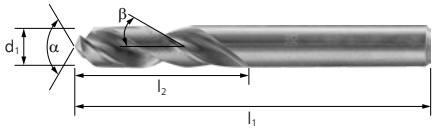


## Spiral drill DIN 1897 HSSG N STEEL

Extra-short spiral drill according to DIN 1897 in the STEEL in HSSG (M2) version for general industrial use on steel, aluminium, brass, bronze, cast material and plastics. Fully ground, right-hand turning version with cross grinding.

**Special features:**
- Long tool life and easy centring.
- Good chip removal and high concentricity.

| $d_1$ [mm] | $l_2$ [mm] | $l_1$ [mm] | α [°] | Spiral angle β [°] | Version | | Item no. | Designation |
|---|---|---|---|---|---|---|---|---|
| 1.5 | 9 | 31 | 118 | 24 | STEEL | 10 | 25203891 | SPB DIN 1897 HSSG N 1.5 STEEL |
| 1.6 | 10 | 34 | 118 | 24 | STEEL | 10 | 25203892 | SPB DIN 1897 HSSG N 1.6 STEEL |
| 2 | 12 | 38 | 118 | 25 | STEEL | 10 | 25203893 | SPB DIN 1897 HSSG N 2.0 STEEL |
| 2.5 | 14 | 43 | 118 | 25 | STEEL | 10 | 25203894 | SPB DIN 1897 HSSG N 2.5 STEEL |
| 3 | 16 | 46 | 118 | 26 | STEEL | 10 | 25203895 | SPB DIN 1897 HSSG N 3.0 STEEL |
| 3.1 | 18 | 49 | 118 | 26 | STEEL | 10 | 25203896 | SPB DIN 1897 HSSG N 3.1 STEEL |
| 3.3 | 18 | 49 | 118 | 26 | STEEL | 10 | 25203897 | SPB DIN 1897 HSSG N 3.3 STEEL |
| 3.4 | 20 | 52 | 118 | 27 | STEEL | 10 | 25203898 | SPB DIN 1897 HSSG N 3.4 STEEL |
| 3.5 | 20 | 52 | 118 | 27 | STEEL | 10 | 25203899 | SPB DIN 1897 HSSG N 3.5 STEEL |
| 3.6 | 20 | 52 | 118 | 27 | STEEL | 10 | 25203900 | SPB DIN 1897 HSSG N 3.6 STEEL |
| 4 | 22 | 55 | 118 | 27 | STEEL | 10 | 25203901 | SPB DIN 1897 HSSG N 4.0 STEEL |
| 4.1 | 22 | 55 | 118 | 27 | STEEL | 10 | 25203902 | SPB DIN 1897 HSSG N 4.1 STEEL |
| 4.2 | 22 | 55 | 118 | 27 | STEEL | 10 | 25203903 | SPB DIN 1897 HSSG N 4.2 STEEL |
| 4.4 | 24 | 58 | 118 | 27 | STEEL | 10 | 25203904 | SPB DIN 1897 HSSG N 4.4 STEEL |
| 4.5 | 24 | 58 | 118 | 27 | STEEL | 10 | 25203905 | SPB DIN 1897 HSSG N 4.5 STEEL |
| 5 | 26 | 62 | 118 | 28 | STEEL | 10 | 25203906 | SPB DIN 1897 HSSG N 5.0 STEEL |
| 5.1 | 26 | 62 | 118 | 28 | STEEL | 10 | 25203907 | SPB DIN 1897 HSSG N 5.1 STEEL |
| 5.2 | 26 | 62 | 118 | 28 | STEEL | 10 | 25203908 | SPB DIN 1897 HSSG N 5.2 STEEL |
| 5.3 | 26 | 62 | 118 | 28 | STEEL | 10 | 25203909 | SPB DIN 1897 HSSG N 5.3 STEEL |
| 5.5 | 28 | 66 | 118 | 28 | STEEL | 10 | 25203910 | SPB DIN 1897 HSSG N 5.5 STEEL |
| 6 | 28 | 66 | 118 | 28 | STEEL | 10 | 25203911 | SPB DIN 1897 HSSG N 6.0 STEEL |
| 6.5 | 31 | 70 | 118 | 28 | STEEL | 10 | 25203912 | SPB DIN 1897 HSSG N 6.5 STEEL |
| 6.8 | 34 | 74 | 118 | 28 | STEEL | 10 | 25203913 | SPB DIN 1897 HSSG N 6.8 STEEL |
| 7 | 34 | 74 | 118 | 28 | STEEL | 10 | 25203914 | SPB DIN 1897 HSSG N 7.0 STEEL |
| 7.5 | 34 | 74 | 118 | 28 | STEEL | 10 | 25203915 | SPB DIN 1897 HSSG N 7.5 STEEL |

*Continued on next page*

| $d_1$ [mm] | $l_2$ [mm] | $l_1$ [mm] | α [°] | Spiral angle β [°] | Version | | Item no. | Designation |
|---|---|---|---|---|---|---|---|---|
| 8 | 37 | 79 | 118 | 29 | STEEL | 10 | 25203916 | SPB DIN 1897 HSSG N 8.0 STEEL |
| 8.5 | 37 | 79 | 118 | 29 | STEEL | 10 | 25203917 | SPB DIN 1897 HSSG N 8.5 STEEL |
| 9 | 40 | 84 | 118 | 29 | STEEL | 10 | 25203918 | SPB DIN 1897 HSSG N 9.0 STEEL |
| 9.5 | 40 | 84 | 118 | 30 | STEEL | 10 | 25203919 | SPB DIN 1897 HSSG N 9.5 STEEL |
| 10 | 43 | 89 | 118 | 30 | STEEL | 10 | 25203920 | SPB DIN 1897 HSSG N 10.0 STEEL |
| 10.2 | 43 | 89 | 118 | 30 | STEEL | 5 | 25203921 | SPB DIN 1897 HSSG N 10.2 STEEL |
| 10.5 | 43 | 89 | 118 | 30 | STEEL | 5 | 25203922 | SPB DIN 1897 HSSG N 10.5 STEEL |
| 11 | 47 | 95 | 118 | 30 | STEEL | 5 | 25203923 | SPB DIN 1897 HSSG N 11.0 STEEL |
| 11.5 | 47 | 95 | 118 | 30 | STEEL | 5 | 25203924 | SPB DIN 1897 HSSG N 11.5 STEEL |
| 12 | 51 | 102 | 118 | 30 | STEEL | 5 | 25203925 | SPB DIN 1897 HSSG N 12.0 STEEL |
| 12.5 | 51 | 102 | 118 | 30 | STEEL | 5 | 25203926 | SPB DIN 1897 HSSG N 12.5 STEEL |
| 13 | 51 | 102 | 118 | 30 | STEEL | 5 | 25203927 | SPB DIN 1897 HSSG N 13.0 STEEL |

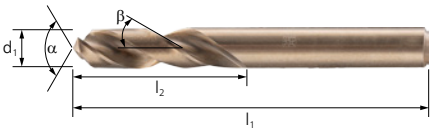


## Spiral drill DIN 1897 HSSE N INOX

Extra-short spiral drill according to DIN 1897 in the INOX in HSSE-Co5 (M35) version preferably for machine and robot applications on tough and hard materials such as alloyed and high-strength steel and stainless steel (INOX). Fully ground, right-hand turning version with cross grinding.

**Special features:**
- Very good temperature resistance due to Co content as well as robust tip profile.
- Very long tool life and easy centring.
- Good chip removal and high concentricity.

| $d_1$ [mm] | $l_2$ [mm] | $l_1$ [mm] | α [°] | Spiral angle β [°] | Version | | Item no. | Designation |
|---|---|---|---|---|---|---|---|---|
| 1.5 | 9 | 31 | 135 | 24 | INOX | 10 | 25203929 | SPB DIN 1897 HSSE N 1.5 INOX |
| 1.6 | 10 | 34 | 135 | 24 | INOX | 10 | 25203930 | SPB DIN 1897 HSSE N 1.6 INOX |
| 2 | 12 | 38 | 135 | 36 | INOX | 10 | 25203931 | SPB DIN 1897 HSSE N 2.0 INOX |
| 2.5 | 14 | 43 | 135 | 36 | INOX | 10 | 25203932 | SPB DIN 1897 HSSE N 2.5 INOX |
| 3 | 16 | 46 | 135 | 36 | INOX | 10 | 25203933 | SPB DIN 1897 HSSE N 3.0 INOX |
| 3.1 | 18 | 49 | 135 | 36 | INOX | 10 | 25203934 | SPB DIN 1897 HSSE N 3.1 INOX |
| 3.3 | 18 | 49 | 135 | 36 | INOX | 10 | 25203935 | SPB DIN 1897 HSSE N 3.3 INOX |
| 3.4 | 20 | 52 | 135 | 36 | INOX | 10 | 25203936 | SPB DIN 1897 HSSE N 3.4 INOX |
| 3.5 | 20 | 52 | 135 | 36 | INOX | 10 | 25203937 | SPB DIN 1897 HSSE N 3.5 INOX |
| 3.6 | 20 | 52 | 135 | 36 | INOX | 10 | 25203938 | SPB DIN 1897 HSSE N 3.6 INOX |
| 4 | 22 | 55 | 135 | 36 | INOX | 10 | 25203939 | SPB DIN 1897 HSSE N 4.0 INOX |
| 4.1 | 22 | 55 | 135 | 36 | INOX | 10 | 25203940 | SPB DIN 1897 HSSE N 4.1 INOX |
| 4.2 | 22 | 55 | 135 | 36 | INOX | 10 | 25203941 | SPB DIN 1897 HSSE N 4.2 INOX |
| 4.4 | 24 | 58 | 135 | 36 | INOX | 10 | 25203942 | SPB DIN 1897 HSSE N 4.4 INOX |
| 4.5 | 24 | 58 | 135 | 36 | INOX | 10 | 25203943 | SPB DIN 1897 HSSE N 4.5 INOX |
| 5 | 26 | 62 | 135 | 36 | INOX | 10 | 25203944 | SPB DIN 1897 HSSE N 5.0 INOX |
| 5.1 | 26 | 62 | 135 | 36 | INOX | 10 | 25203945 | SPB DIN 1897 HSSE N 5.1 INOX |
| 5.2 | 26 | 62 | 135 | 36 | INOX | 10 | 25203946 | SPB DIN 1897 HSSE N 5.2 INOX |
| 5.3 | 26 | 62 | 135 | 36 | INOX | 10 | 25203947 | SPB DIN 1897 HSSE N 5.3 INOX |
| 5.5 | 28 | 66 | 135 | 36 | INOX | 10 | 25203948 | SPB DIN 1897 HSSE N 5.5 INOX |
| 6 | 28 | 66 | 135 | 36 | INOX | 10 | 25203949 | SPB DIN 1897 HSSE N 6.0 INOX |
| 6.5 | 31 | 70 | 135 | 36 | INOX | 10 | 25203950 | SPB DIN 1897 HSSE N 6.5 INOX |
| 6.8 | 34 | 74 | 135 | 36 | INOX | 10 | 25203951 | SPB DIN 1897 HSSE N 6.8 INOX |
| 7 | 34 | 74 | 135 | 36 | INOX | 10 | 25203952 | SPB DIN 1897 HSSE N 7.0 INOX |
| 7.5 | 34 | 74 | 135 | 36 | INOX | 10 | 25203953 | SPB DIN 1897 HSSE N 7.5 INOX |
| 8 | 37 | 79 | 135 | 36 | INOX | 10 | 25203954 | SPB DIN 1897 HSSE N 8.0 INOX |
| 8.5 | 37 | 79 | 135 | 36 | INOX | 10 | 25203955 | SPB DIN 1897 HSSE N 8.5 INOX |
| 9 | 40 | 84 | 135 | 36 | INOX | 10 | 25203956 | SPB DIN 1897 HSSE N 9.0 INOX |
| 9.5 | 40 | 84 | 135 | 36 | INOX | 10 | 25203957 | SPB DIN 1897 HSSE N 9.5 INOX |
| 10 | 43 | 89 | 135 | 30 | INOX | 10 | 25203958 | SPB DIN 1897 HSSE N 10.0 INOX |

*Continued on next page*

| $d_1$ [mm] | $l_2$ [mm] | $l_1$ [mm] | α [°] | Spiral angle β [°] | Version | | Item no. | Designation |
|---|---|---|---|---|---|---|---|---|
| 10.2 | 43 | 89 | 135 | 30 | INOX | 5 | 25203959 | SPB DIN 1897 HSSE N 10.2 INOX |
| 10.5 | 43 | 89 | 135 | 30 | INOX | 5 | 25203960 | SPB DIN 1897 HSSE N 10.5 INOX |
| 11 | 47 | 95 | 135 | 30 | INOX | 5 | 25203961 | SPB DIN 1897 HSSE N 11.0 INOX |
| 11.5 | 47 | 95 | 135 | 30 | INOX | 5 | 25203962 | SPB DIN 1897 HSSE N 11.5 INOX |
| 12 | 51 | 102 | 135 | 30 | INOX | 5 | 25203963 | SPB DIN 1897 HSSE N 12.0 INOX |
| 12.5 | 51 | 102 | 135 | 30 | INOX | 5 | 25203964 | SPB DIN 1897 HSSE N 12.5 INOX |
| 13 | 51 | 102 | 135 | 30 | INOX | 5 | 25203965 | SPB DIN 1897 HSSE N 13.0 INOX |



## HSS step drills

### Recommended rotational speed range [RPM]

To determine the recommended cutting speed range [m/min], please proceed as follows:
① Select the material group to be machined.
② Select the type.
③ Establish the cutting speed range.

To determine the recommended rotational speed range [RPM], please proceed as follows:
④ Select the required diameter.
⑤ The cutting speed range and the diameter determine the recommended rotational speed range.



| ① Material group | | | ② Design | ③ Cutting speed |
|---|---|---|---|---|
| Steel, cast steel | Steels up to 700 N/mm² | Construction steels, carbon steels, tool steels, alloyed and non-alloyed steels, case-hardened steels, cast steel, tempering steels | HSS | 20–30 m/min |
| | | | HICOAT HC-FEP | |
| | Steels over 700 N/mm² | | HICOAT HC-FEP | 10–20 m/min |
| Stainless steel (INOX) | Rust and acid-resistant steels | Austenitic and ferritic stainless steels | HICOAT HC-FEP | 10–20 m/min |
| Non-ferrous metals | Soft non-ferrous metals | Aluminium alloys, brass, copper, zinc | HSS | 20–30 m/min |
| | | | HICOAT HC-FEP | |
| | Hard non-ferrous metals | Bronze, titanium/titanium alloys, hard aluminium alloys (high Si content) | HICOAT HC-FEP | |
| Plastics, other materials | Fibre-reinforced thermoplastics and duroplastics, hard rubber, wood | | HSS | 10–20 m/min |
| | | | HICOAT HC-FEP | |

# Drilling tools
## HSS step drills

PFERD TOOLS

**Example:**
HSS step drill
STB HSS 04-30/10,
step dia. 4–30 mm.
Steels up to 700 N/mm².
Cutting speed: 20–30 m/min
**Rotational speed range: 2.400–200 RPM**

| ⑤ Step dia. [mm] | ④ Cutting speeds [m/min] | | |
|---|---|---|---|
| | 10 | 20 | 30 |
| | Rotational speeds [RPM] | | |
| 3.5 | 940 | 1,620 | 2,700 |
| 4 | 800 | 1,600 | 2,400 |
| 5 | 640 | 1,280 | 1,920 |
| 6 | 530 | 1,060 | 1,600 |
| 7 | 460 | 920 | 1,400 |
| 8 | 400 | 800 | 1,200 |
| 9 | 350 | 700 | 1,060 |
| 10 | 320 | 640 | 960 |
| 10.5 | 310 | 540 | 920 |
| 11 | 290 | 580 | 880 |
| 12 | 270 | 540 | 820 |
| 12.5 | 260 | 470 | 770 |
| 14 | 230 | 460 | 700 |
| 14.5 | 230 | 410 | 670 |
| 15 | 210 | 420 | 640 |
| 16 | 200 | 400 | 600 |
| 16.5 | 200 | 440 | 590 |
| 18 | 180 | 360 | 540 |
| 18.5 | 180 | 360 | 520 |
| 20 | 160 | 320 | 480 |
| 20.5 | 160 | 300 | 470 |
| 21 | 150 | 300 | 460 |
| 22 | 140 | 280 | 420 |
| 23.5 | 140 | 270 | 410 |
| 24 | 130 | 260 | 400 |
| 25.5 | 130 | 260 | 380 |
| 26 | 130 | 240 | 370 |
| 27 | 120 | 240 | 360 |
| 28 | 110 | 220 | 340 |
| 30 | 100 | 200 | 300 |
| 30.5 | 110 | 210 | 320 |
| 32.0 | 100 | 210 | 300 |
| 32.5 | 100 | 190 | 300 |
| 33 | 90 | 180 | 280 |
| 34 | 90 | 180 | 280 |
| 36 | 90 | 180 | 280 |
| 37 | 90 | 180 | 280 |
| 37.5 | 90 | 180 | 260 |
| 38.5 | 90 | 170 | 250 |
| 39 | 80 | 160 | 240 |
| 40.0 | 80 | 170 | 240 |
| 40.5 | 80 | 170 | 240 |




## HSS step drills

Very smooth-running and sturdy high-performance tools for burr-free drilling and deburring of materials measuring up to 4 mm thick in just one work step. To ensure reliable torque transmission, all step drills have a three-surface shaft.

**Special features:**
- The high-quality drill tip ensures effortless centring and drilling, and the tool taper makes it easier to pull back.
- Chips which do not break are neatly removed as with a spiral drill.
- Use with cutting oil/compressed air where possible.

| Drilling steps | $d_2$ [mm] | $l_1$ [mm] | Version | | Item no. | Designation |
|---|---|---|---|---|---|---|
| 4.0/5.0/6.0/7.0/8.0/9.0/10.0/11.0/12.0 | 6 | 65 | HSS | 1 | 25201036 | STB HSS 04-12/6 |
| 4.0/6.0/8.0/10.0/12.0/14.0/16.0/18.0/20.0 | 8 | 75 | HSS | 1 | 25201037 | STB HSS 04-20/8 |
| 4.0/6.0/8.0/10.0/12.0/14.0/16.0/18.0/20.0/22.0/24.0/26.0/28.0/30.0 | 10 | 100 | HSS | 1 | 25201038 | STB HSS 04-30/10 |
| 4.0/6.0/9.0/12.0/15.0/18.0/21.0/24.0/27.0/30.0/33.0/36.0/39.0 | 10 | 107 | HSS | 1 | 25201039 | STB HSS 04-39/10 |
| 6.0/9.0/12.5/15.2/18.6/20.4/22.5/26.0/28.3/30.5/34.0/37.0 | 10 | 100 | HSS | 1 | 25201040 | STB HSS 06-37/10 |




## HSS step drill, 3-piece set

The set contains three HSS step drills in the versions 4–12 mm (9 steps), 4–20 mm (9 steps), 4–30 mm (14 steps) for industrial uses.

**Special features:**
- To ensure reliable torque transmission, all step drills have a three-surface shaft.
- The sturdy plastic box protects the tools against dirt and damage.
- The securing of the HSS step drills facilitates the selection and withdrawal of the tools.

| Contents [Piece] | Version | | Item no. | Designation |
|---|---|---|---|---|
| 3 | HSS | 1 | 25201046 | SET STB HSS 3TLG |




## HSSE step drill, version Co5

Very smooth-running and sturdy high-performance tools for burr-free drilling and deburring of materials measuring up to 4 mm thick in just one work step. To ensure reliable torque transmission, all step drills have a three-surface shaft.

**Special features:**
- Long tool life and temperature-resistant version due to Co content.
- The high-quality drill tip ensures effortless centring and drilling, and the tool taper makes it easier to pull back.
- Use with cutting oil/compressed air where possible.

| Drilling steps | $d_2$ [mm] | $l_1$ [mm] | Version | | Item no. | Designation |
|---|---|---|---|---|---|---|
| 4.0/5.0/6.0/7.0/8.0/9.0/10.0/11.0/12.0 | 6 | 65 | HSS | 1 | 25204072 | STB HSSE 4-12/6 |
| 4.0/6.0/8.0/10.0/12.0/14.0/16.0/18.0/20.0 | 8 | 75 | HSS | 1 | 25204073 | STB HSSE 4-20/8 |
| 4.0/6.0/8.0/10.0/12.0/14.0/16.0/18.0/20.0/22.0/24.0/26.0/28.0/30.0 | 10 | 100 | HSS | 1 | 25204074 | STB HSSE 4-30/10 |
| 4.0/6.0/9.0/12.0/15.0/18.0/21.0/24.0/27.0/30.0/33.0/36.0/39.0 | 10 | 107 | HSS | 1 | 25204075 | STB HSSE 4-39/10 |
| 6.0/9.0/12.5/15.2/18.6/20.4/22.5/26.0/28.3/30.5/34.0/37.0 | 10 | 100 | HSS | 1 | 25204076 | STB HSSE 6-37/10 |




## HSSE step drill, 3-piece set, version Co5

The set includes three HSSE step drills in the versions 4–12 mm (9 steps), 4–20 mm (9 steps), 4–30 mm (14 steps) for industrial uses.

**Special features:**
- To ensure reliable torque transmission, all step drills have a three-surface shaft.
- The sturdy plastic box protects the tools against dirt and damage.
- The securing of the HSSE step drills facilitates the selection and withdrawal of the tools.

| Contents [Piece] | Version | | Item no. | Designation |
|---|---|---|---|---|
| 3 | HSSE | 1 | 25204077 | SET-STB HSSE 3TLG |




## HSS step drill with HICOAT coating HC-FEP

Very smooth-running and sturdy high-performance tools for burr-free drilling and deburring of materials measuring up to 4 mm thick in just one work step. To ensure reliable torque transmission, all step drills have a three-surface shaft.

**Special features:**
- Thanks to the HICOAT coating, especially well-suited to use on stainless steel (INOX) and can be used without adding coolant.
- The high-quality drill tip ensures effortless centring and drilling, and the tool taper makes it easier to pull back.
- Significantly higher tool life compared to uncoated step drills.

| Drilling steps | $d_2$ [mm] | $l_1$ [mm] | Version | | Item no. | Designation |
|---|---|---|---|---|---|---|
| 4.0/5.0/6.0/7.0/8.0/9.0/10.0/11.0/12.0 | 6 | 65 | HC-FEP | 1 | 25201041 | STB HSS 04-12/6 HC-FEP |
| 4.0/6.0/8.0/10.0/12.0/14.0/16.0/18.0/20.0 | 8 | 75 | HC-FEP | 1 | 25201042 | STB HSS 04-20/8 HC-FEP |
| 4.0/6.0/8.0/10.0/12.0/14.0/16.0/18.0/20.0/22.0/24.0/26.0/28.0/30.0 | 10 | 100 | HC-FEP | 1 | 25201043 | STB HSS 04-30/10 HC-FEP |
| 4.0/6.0/9.0/12.0/15.0/18.0/21.0/24.0/27.0/30.0/33.0/36.0/39.0 | 10 | 107 | HC-FEP | 1 | 25201044 | STB HSS 04-39/10 HC-FEP |
| 6.0/9.0/12.5/15.2/18.6/20.4/22.5/26.0/28.3/30.5/34.0/37.0 | 10 | 100 | HC-FEP | 1 | 25201045 | STB HSS 06-37/10 HC-FEP |




## HSS step drill with HICOAT coating HC-FEP, 3-piece set

The set contains 3 HSS step drills in the versions 4–12 mm (9 steps), 4–20 mm (9 steps), 4–30 mm (14 steps) with a premium HICOAT coating HC-FEP for industrial uses.

**Special features:**
- To ensure reliable torque transmission, all step drills have a three-surface shaft.
- The sturdy plastic box protects the tools against dirt and damage.
- The securing of the HSS step drills facilitates the selection and withdrawal of the tools.

| Contents [Piece] | Version | | Item no. | Designation |
|---|---|---|---|---|
| 3 | HC-FEP | 1 | 25201047 | SET STB HSS HC-FEP 3TLG |




## HSS step drill for cable glands

High-performance tools for burr-free drilling and deburring of materials measuring up to 4 mm thick. Designed for common diameters of cable glands. To ensure reliable torque transmission, all step drills have a three-surface shaft.

**Special features:**

- The high-quality drill tip ensures effortless centring and drilling, and the tool taper makes it easier to pull back.
- Chips which do not break are neatly removed as with a spiral drill.
- Use with cutting oil/compressed air where possible.

| Drilling steps | $d_2$ [mm] | $l_1$ [mm] | Version | | Item no. | Designation |
|---|---|---|---|---|---|---|
| 7/10.5/12.5/14.5/16.5/18.5/20.5/23.5/25.5/30.5/32.5 | 12 | 96.5 | HSS | 1 | 25201050 | STB HSS 7-32.5/12 |
| 3.5/6.3/10.5/12.5/15.3/18.7/20.5/22.6/26.0/28.3/29.1/32.0/35.6/37.5/40.037.5/40.0 | 10 | 120 | HSS | 1 | 25201048 | STB HSS 3.5-40/10 |
| 7.0/10.5/12.5/14.5/16.5/18.5/20.5/23.5/25.5/30.5/32.5/38.5/40.5 | 12 | 110 | HSS | 1 | 25201049 | STB HSS 7-40.5/12 |

# Countersink tools
## General information

The range of PFERD TOOLS countersinking tools comprises conical countersinks and flat countersinks of a high-quality industrial standard. PFERD TOOLS also offers conical countersinks in the HSS Co5 type or with the high-quality HICOAT coating HC-FEP for working on particularly complex materials.






## Types

### Conical countersink



**HSS countersink 90°**
- Particularly well suited to producing countersinks for 90° screws.



**HSS countersink 90° UGT**
- Particularly well suited to producing exact countersinks.
- Smooth running.
- Low countersinking force and a good surface quality.
- Specially developed geometry with wide flutes for optimal chip removal and heat dissipation.
- Particularly well suited to robotic and stationary applications.



**HSS countersink 60°**
- Particularly well suited to countersinking and deburring.

### Flat countersink



**Quality grade fine (F)**
- Flat countersinks with the quality grade “fine” are suitable for producing flat countersinks at through holes or blind holes in the tolerance range “fine” with high mounting accuracy.



**Quality grade medium (M)**
- Flat countersinks with the quality grade “medium” are suitable for producing flat countersinks at through holes or blind holes in the tolerance range “medium” with extended mounting accuracy.



**For tapping hole (GKL)**
- Flat countersinks for the tapping hole are suitable for producing flat countersinks at core holes for female threads.

## Recommended rotational speed range [RPM]

To determine the recommended cutting speed range [m/min], please proceed as follows:
① Select the material group to be machined.
② Select the type.
③ Establish the cutting speed range.

To determine the recommended rotational speed range [RPM], please proceed as follows:
④ Select the required diameter.
⑤ The cutting speed range and the diameter determine the recommended rotational speed range.





| ① Material group | | | ② Design | ③ Cutting speed |
|---|---|---|---|---|
| Steel, cast steel | Non-alloyed construction steels up to 700 N/mm² | Construction steels, carbon steels, tool steels, non-alloyed steels, case-hardened steels, cast steel, tempering steels | HSS | 15–20 m/min |
| | | | HSSE Co5 | |
| | | | HICOAT HC-FEP | |
| | Alloyed construction steels over 700 N/mm² | Tool steels, tempering steels, alloyed steels, cast steel | HSSE Co5 | 10–15 m/min |
| | | | HICOAT HC-FEP | |
| Stainless steel (INOX) | Rust and acid-resistant steels | Austenitic and ferritic stainless steels | HSS | 10–15 m/min |
| | | | HSSE Co5 | |
| | | | HICOAT HC-FEP | |
| Non-ferrous metals | Soft non-ferrous metals | Aluminium alloys, brass, copper, zinc | HSS | 15–20 m/min |
| | | | HSSE Co5 | |
| | | | HICOAT HC-FEP | |
| | Hard non-ferrous metals | Bronze, titanium/titanium alloys, hard aluminium alloys (high Si content) | HSSE Co5 | 10–20 m/min |
| | | | HICOAT HC-FEP | |
| Cast iron | Grey cast iron, white cast iron | Cast iron with flake graphite EN-GJL (GG), with nodular graphite/nodular cast iron EN-GJS (GGG), white annealed cast iron EN-GJMW (GTW), black annealed cast iron EN-GJMB (GTS) | HSS | 10 m/min |
| | | | HSSE Co5 | |
| | | | HICOAT HC-FEP | |
| Plastics, other materials | Fibre-reinforced thermoplastics and duroplastics, hard rubber, wood | | HSS | 10–15 m/min |
| | | | HSSE Co5 | |
| | | | HICOAT HC-FEP | |

# Countersink tools
## HSS countersink

PFERD TOOLS



**Example:**
Conical countersink
KES HSS DIN 335 C90°,
countersink dia. 28.0 mm.
Steels up to 700 N/mm².
Cutting speed: 15–20 m/min
**Rotational speed range: 170–220 RPM**

| ④ Countersink dia. [mm] | ⑤ Cutting speeds [m/min] | | |
|---|---|---|---|
| | 10 | 15 | 20 |
| | Rotational speeds [RPM] | | |
| 4.30 | 800 | 1,200 | 1,600 |
| 5.00 | 640 | 960 | 1,280 |
| 5.30 | 640 | 960 | 1,280 |
| 6.00 | 530 | 800 | 1,060 |
| 6.30 | 530 | 800 | 1,060 |
| 7.00 | 460 | 680 | 920 |
| 8.00 | 400 | 600 | 800 |
| 8.30 | 400 | 600 | 800 |
| 10.00 | 320 | 470 | 640 |
| 10.40 | 320 | 470 | 640 |
| 11.50 | 280 | 420 | 560 |
| 12.40 | 260 | 390 | 520 |
| 12.50 | 260 | 390 | 520 |
| 15.00 | 210 | 320 | 420 |
| 16.00 | 190 | 290 | 380 |
| 16.50 | 190 | 290 | 380 |
| 19.00 | 170 | 260 | 340 |
| 20.00 | 150 | 230 | 300 |
| 20.50 | 150 | 230 | 300 |
| 23.00 | 140 | 210 | 280 |
| 25.00 | 130 | 200 | 260 |
| 28.00 | 110 | 170 | 220 |
| 31.00 | 100 | 150 | 200 |
| 37.00 | 90 | 140 | 180 |
| 40.00 | 80 | 120 | 160 |




## Conical countersink HSS DIN 335 C 90°

High-performance tool with a countersink angle of 90° for countersinking 90° countersunk screws for all common materials such as steel, cast steel and non-ferrous metals.

**Special features:**
- High stock removal rate and optimum chip removal.
- Burr-free results even at low cutting speeds.
- High workpiece surface quality and long tool life.

| $d_1$ [mm] | $d_2$ [mm] | $l_1$ [mm] | α [°] | Version | | Item no. | Designation |
|---|---|---|---|---|---|---|---|
| 4.3 | 4 | 40 | 90 | HSS | 1 | 25202100 | KES HSS DIN 335 C90° 4,3 |
| 5 | 4 | 40 | 90 | HSS | 1 | 25202101 | KES HSS DIN 335 C90° 5,0 |
| 5.3 | 4 | 40 | 90 | HSS | 1 | *25202102* | KES HSS DIN 335 C90° 5,3 |
| 6 | 5 | 45 | 90 | HSS | 1 | 25202103 | KES HSS DIN 335 C90° 6,0 |
| 6.3 | 5 | 45 | 90 | HSS | 1 | 25202104 | KES HSS DIN 335 C90° 6,3 |
| 7 | 6 | 50 | 90 | HSS | 1 | 25202105 | KES HSS DIN 335 C90° 7,0 |
| 8 | 6 | 50 | 90 | HSS | 1 | 25202106 | KES HSS DIN 335 C90° 8,0 |
| 8.3 | 6 | 50 | 90 | HSS | 1 | 25202107 | KES HSS DIN 335 C90° 8,3 |
| 10 | 6 | 50 | 90 | HSS | 1 | 25202108 | KES HSS DIN 335 C90° 10,0 |
| 10.4 | 6 | 50 | 90 | HSS | 1 | 25202109 | KES HSS DIN 335 C90° 10,4 |
| 11.5 | 8 | 56 | 90 | HSS | 1 | 25202110 | KES HSS DIN 335 C90° 11,5 |
| 12.4 | 8 | 56 | 90 | HSS | 1 | 25202111 | KES HSS DIN 335 C90° 12,4 |
| 15 | 10 | 60 | 90 | HSS | 1 | 25202112 | KES HSS DIN 335 C90° 15,0 |
| 16.5 | 10 | 60 | 90 | HSS | 1 | 25202113 | KES HSS DIN 335 C90° 16,5 |
| 19 | 10 | 63 | 90 | HSS | 1 | 25202114 | KES HSS DIN 335 C90° 19,0 |
| 20.5 | 10 | 63 | 90 | HSS | 1 | 25202115 | KES HSS DIN 335 C90° 20,5 |
| 25 | 10 | 67 | 90 | HSS | 1 | 25202117 | KES HSS DIN 335 C90° 25,0 |

*Continued on next page*



*Discontinued product*

| $d_1$ [mm] | $d_2$ [mm] | $l_1$ [mm] | α [°] | Version | | Item no. | Designation |
|---|---|---|---|---|---|---|---|
| **Version with three-surface shaft** | | | | | | | |
| 28 | 12 | 71 | 90 | HSS | 1 | *25202118* | KES HSS DIN 335 C90° 28,0 |
| 31 | 12 | 71 | 90 | HSS | 1 | 25202119 | KES HSS DIN 335 C90° 31,0 |
| 37 | 12 | 90 | 90 | HSS | 1 | 25202120 | KES HSS DIN 335 C90° 37,0 |
| 40 | 15 | 80 | 90 | HSS | 1 | 25202121 | KES HSS DIN 335 C90° 40,0 |




## Conical countersink sets HSS DIN 335 C 90°

The sets include high-performance countersink tools with a countersink angle of 90° for countersinking 90° countersunk screws for all common materials such as steel, cast steel and non-ferrous metals.

**Special features:**
- The sturdy plastic box protects the tools against dirt and damage.

| Contents [Piece] | Contents tool diameter [mm] | Version | | Item no. | Designation |
|---|---|---|---|---|---|
| 3 | 6.3 / 10.4 / 16.5 | HSS | 1 | 25202152 | SET KES HSS DIN 335 C90° 3TLG |
| 5 | 6.3 / 10.4 / 16.5 / 20.5 / 25.0 | HSS | 1 | 25202153 | SET KES HSS DIN 335 C90° 5TLG |
| 6 | 6.3 / 8.3 / 10.4 / 12.4 / 16.5 / 20.5 | HSS | 1 | 25202154 | SET KES HSS DIN 335 C90° 6TLG |




## Conical countersink with unequal pitch UGT HSS DIN 335 C 90°

High-performance tool with a countersink angle of 90° for precise countersinking of 90° screws for all common materials such as steel, cast steel and non-ferrous metals.

**Special features:**
- Optimum chip removal and heat dissipation, smooth running and optimum results due to unequal pitch (UGT).
- Burr-free results even at low cutting speeds.
- Low countersinking force and a good surface quality as well as a long tool life.

| $d_1$ [mm] | $d_2$ [mm] | $l_1$ [mm] | α [°] | Version | | Item no. | Designation |
|---|---|---|---|---|---|---|---|
| 6.3 | 5 | 45 | 90 | HSS UGT | 1 | *25202168* | UGT HSS DIN 335 C90° 6,3 |
| 8.3 | 6 | 50 | 90 | HSS UGT | 1 | *25202169* | UGT HSS DIN 335 C90° 8,3 |
| 10.4 | 6 | 50 | 90 | HSS UGT | 1 | *25202170* | UGT HSS DIN 335 C90° 10,4 |
| 15 | 10 | 60 | 90 | HSS UGT | 1 | *25202172* | UGT HSS DIN 335 C90° 15,0 |
| 16.5 | 10 | 60 | 90 | HSS UGT | 1 | *25202173* | UGT HSS DIN 335 C90° 16,5 |
| 19 | 10 | 63 | 90 | HSS UGT | 1 | *25202174* | UGT HSS DIN 335 C90° 19,0 |
| 23 | 10 | 67 | 90 | HSS UGT | 1 | *25202176* | UGT HSS DIN 335 C90° 23,0 |
| **Version with three-surface shaft** | | | | | | | |
| 31 | 12 | 71 | 90 | HSS UGT | 1 | *25202178* | UGT HSS DIN 335 C90° 31,0 |

*Discontinued product*



## Conical countersink sets with unequal pitch UGT HSS DIN 335 C 90°

The sets include high-performance countersink tools with a countersink angle of 90° for countersinking 90° countersunk screws for all common materials such as steel, cast steel and non-ferrous metals.

**Special features:**
- Optimum chip removal and heat dissipation, smooth running and optimum results due to unequal pitch (UGT).
- The sturdy plastic box protects the tools against dirt and damage.

| Contents [Piece] | Contents tool diameter [mm] | Version | | Item no. | Designation |
|---|---|---|---|---|---|
| 3 | 6.3 / 10.4 / 16.5 | HSS UGT | 1 | *25202190* | SET UGT HSS DIN 335 C90° 3TLG |
| 5 | 6.3 / 10.4 / 16.5 / 20.5 / 25.0 | HSS UGT | 1 | *25202191* | SET UGT HSS DIN 335 C90° 5TLG |
| 6 | 6.3 / 8.3 / 10.4 / 12.4 / 16.5 / 20.5 | HSS UGT | 1 | *25202192* | SET UGT HSS DIN 335 C90° 6TLG |




## Conical countersink HSSE DIN 335 C 90°, type Co5

High-performance tool with a countersink angle of 90° for countersinking 90° screws with temperature-resistant Co content for particularly tough and hard materials.

**Special features:**
- High stock removal rate and optimum chip removal.
- Burr-free results even at low cutting speeds.
- High workpiece surface quality and long tool life.

| $d_1$ [mm] | $d_2$ [mm] | $l_1$ [mm] | α [°] | Version | | Item no. | Designation |
|---|---|---|---|---|---|---|---|
| 4.3 | 4 | 40 | 90 | HSSE | 1 | 25202122 | KES HSSE DIN 335 C90° 4,3 |
| 5 | 4 | 40 | 90 | HSSE | 1 | 25202123 | KES HSSE DIN 335 C90° 5,0 |
| 5.3 | 4 | 40 | 90 | HSSE | 1 | *25202124* | KES HSSE DIN 335 C90° 5,3 |
| 6 | 5 | 45 | 90 | HSSE | 1 | 25202125 | KES HSSE DIN 335 C90° 6,0 |
| 6.3 | 5 | 45 | 90 | HSSE | 1 | 25202126 | KES HSSE DIN 335 C90° 6,3 |
| 8 | 6 | 50 | 90 | HSSE | 1 | 25202127 | KES HSSE DIN 335 C90° 8,0 |
| 8.3 | 6 | 50 | 90 | HSSE | 1 | 25202128 | KES HSSE DIN 335 C90° 8,3 |
| 10 | 6 | 50 | 90 | HSSE | 1 | 25202129 | KES HSSE DIN 335 C90° 10,0 |
| 10.4 | 6 | 50 | 90 | HSSE | 1 | 25202130 | KES HSSE DIN 335 C90° 10,4 |
| 11.5 | 8 | 56 | 90 | HSSE | 1 | 25202131 | KES HSSE DIN 335 C90° 11,5 |
| 12.4 | 8 | 56 | 90 | HSSE | 1 | 25202132 | KES HSSE DIN 335 C90° 12,4 |
| 15 | 10 | 60 | 90 | HSSE | 1 | 25202133 | KES HSSE DIN 335 C90° 15,0 |
| 16.5 | 10 | 60 | 90 | HSSE | 1 | 25202134 | KES HSSE DIN 335 C90° 16,5 |
| 19 | 10 | 63 | 90 | HSSE | 1 | 25202135 | KES HSSE DIN 335 C90° 19,0 |
| 20.5 | 10 | 63 | 90 | HSSE | 1 | 25202136 | KES HSSE DIN 335 C90° 20,5 |
| 23 | 10 | 67 | 90 | HSSE | 1 | *25202137* | KES HSSE DIN 335 C90° 23,0 |
| 25 | 10 | 67 | 90 | HSSE | 1 | 25202138 | KES HSSE DIN 335 C90° 25,0 |
| **Version with three-surface shaft** | | | | | | | |
| 28 | 12 | 71 | 90 | HSSE | 1 | *25202139* | KES HSSE DIN 335 C90° 28,0 |
| 31 | 12 | 71 | 90 | HSSE | 1 | 25202140 | KES HSSE DIN 335 C90° 31,0 |



*Discontinued product*




## Conical countersink sets HSSE DIN 335 C 90°, type Co5

The sets include high-performance countersink tools with a countersink angle of 90° for countersinking 90° countersunk screws for particularly tough and hard materials such as alloyed and high-strength steel and stainless steel (INOX).

**Special features:**
- Long tool life and temperature-resistant version due to Co content.
- The sturdy plastic box protects the tools against dirt and damage.

| Contents [Piece] | Contents tool diameter [mm] | Version | | Item no. | Designation |
|---|---|---|---|---|---|
| 3 | 6.3 / 10.4 / 16.5 | HSSE | 1 | 25202155 | SET KES HSSE DIN 335 C90° 3TLG |
| 5 | 6.3 / 10.4 / 16.5 / 20.5 / 25.0 | HSSE | 1 | 25202156 | SET KES HSSE DIN 335 C90° 5TLG |
| 6 | 6.3 / 8.3 / 10.4 / 12.4 / 16.5 / 20.5 | HSSE | 1 | 25202157 | SET KES HSSE DIN 335 C90° 6TLG |




## Conical countersink with unequal pitch UGT HSSE DIN 335 C 90°, type Co5

High-performance tool with a countersink angle of 90° for countersinking 90° screws with temperature-resistant Co content for particularly tough and hard materials.

**Special features:**
- Optimum chip removal and heat dissipation, smooth running and optimum results due to unequal pitch (UGT).
- Burr-free results even at low cutting speeds.
- Low countersinking force and a good workpiece surface quality as well as a long tool life.

| $d_1$ [mm] | $d_2$ [mm] | $l_1$ [mm] | α [°] | Version | | Item no. | Designation |
|---|---|---|---|---|---|---|---|
| 6.3 | 5 | 45 | 90 | HSSE UGT | 1 | 25202179 | UGT HSSE DIN 335 C90° 6,3 |
| 8.3 | 6 | 50 | 90 | HSSE UGT | 1 | 25202180 | UGT HSSE DIN 335 C90° 8,3 |
| 10.4 | 6 | 50 | 90 | HSSE UGT | 1 | 25202181 | UGT HSSE DIN 335 C90° 10,4 |
| 12.4 | 8 | 56 | 90 | HSSE UGT | 1 | 25202182 | UGT HSSE DIN 335 C90° 12,4 |
| 15 | 10 | 60 | 90 | HSSE UGT | 1 | *25202183* | UGT HSSE DIN 335 C90° 15,0 |
| 16.5 | 10 | 60 | 90 | HSSE UGT | 1 | 25202184 | UGT HSSE DIN 335 C90° 16,5 |
| 19 | 10 | 63 | 90 | HSSE UGT | 1 | *25202185* | UGT HSSE DIN 335 C90° 19,0 |
| 20.5 | 10 | 63 | 90 | HSSE UGT | 1 | 25202186 | UGT HSSE DIN 335 C90° 20,5 |
| 23 | 10 | 67 | 90 | HSSE UGT | 1 | *25202187* | UGT HSSE DIN 335 C90° 23,0 |
| **Version with three-surface shaft** | | | | | | | |
| 31 | 12 | 71 | 90 | HSSE UGT | 1 | *25202189* | UGT HSSE DIN 335 C90° 31,0 |



## Conical countersink sets with unequal pitch UGT HSSE DIN 335 C 90°, type Co5

The sets include high-performance countersink tools with a countersink angle of 90° for countersinking 90° countersunk screws for particularly tough and hard materials such as alloyed and high-strength steel and stainless steel (INOX).

**Special features:**
- Long tool life and temperature-resistant version due to Co content.
- Optimum chip removal and heat dissipation, smooth running and optimum results due to unequal pitch (UGT).
- The sturdy plastic box protects the tools against dirt and damage.

| Contents [Piece] | Contents tool diameter [mm] | Version | | Item no. | Designation |
|---|---|---|---|---|---|
| 3 | 6.3 / 10.4 / 16.5 | HSSE UGT | 1 | 25202193 | SET UGT HSSE DIN 335 C90° 3TLG |
| 5 | 6.3 / 10.4 / 16.5 / 20.5 / 25.0 | HSSE UGT | 1 | 25202194 | SET UGT HSSE DIN 335 C90° 5TLG |
| 6 | 6.3 / 8.3 / 10.4 / 12.4 / 16.5 / 20.5 | HSSE UGT | 1 | 25202195 | SET UGT HSSE DIN 335 C90° 6TLG |




## Conical countersink HSS DIN 335 C 90° with HICOAT coating HC-FEP

High-performance tool with a countersink angle of 90° for countersinking 90° screws for particularly tough and hard materials.

**Special features:**
- High stock removal rate, optimum chip removal, high hardness and wear resistance thanks to HICOAT coating.
- Burr-free results even at low cutting speeds.
- High workpiece surface quality as well as particularly long tool life and high temperature resistance.

| $d_1$ [mm] | $d_2$ [mm] | $l_1$ [mm] | α [°] | Version | | Item no. | Designation |
|---|---|---|---|---|---|---|---|
| 6.3 | 5 | 45 | 90 | HC-FEP | 1 | 25202141 | KES HSS DIN 335 C90° HC-FEP 6,3 |
| 8.3 | 6 | 50 | 90 | HC-FEP | 1 | 25202142 | KES HSS DIN 335 C90° HC-FEP 8,3 |
| 10.4 | 6 | 50 | 90 | HC-FEP | 1 | 25202143 | KES HSS DIN 335 C90° HC-FEP 10,4 |
| 12.4 | 8 | 56 | 90 | HC-FEP | 1 | 25202144 | KES HSS DIN 335 C90° HC-FEP 12,4 |
| 15 | 10 | 60 | 90 | HC-FEP | 1 | *25202145* | KES HSS DIN 335 C90° HC-FEP 15,0 |
| 16.5 | 10 | 60 | 90 | HC-FEP | 1 | 25202146 | KES HSS DIN 335 C90° HC-FEP 16,5 |
| 19 | 10 | 63 | 90 | HC-FEP | 1 | *25202147* | KES HSS DIN 335 C90° HC-FEP 19,0 |
| 20.5 | 10 | 63 | 90 | HC-FEP | 1 | 25202148 | KES HSS DIN 335 C90° HC-FEP 20,5 |
| 23 | 10 | 67 | 90 | HC-FEP | 1 | *25202149* | KES HSS DIN 335 C90° HC-FEP 23,0 |
| 25 | 10 | 67 | 90 | HC-FEP | 1 | 25202150 | KES HSS DIN 335 C90° HC-FEP 25,0 |
| **Version with three-surface shaft** | | | | | | | |
| 31 | 12 | 71 | 90 | HC-FEP | 1 | 25202151 | KES HSS DIN 335 C90° HC-FEP 31,0 |



*Discontinued product*




## Conical countersink sets HSS DIN 335 C 90° with HICOAT coating HC-FEP

The sets include high-performance countersink tools with a countersink angle of 90° for countersinking 90° countersunk screws for particularly tough and hard materials such as alloyed and high-strength steel and stainless steel (INOX). High hardness and wear resistance thanks to HICOAT coating.

**Special features:**
- Particularly long tool life and very temperature-resistant.
- Can also be used in a higher cutting speed range and without coolants and lubricants.
- The sturdy plastic box protects the tools against dirt and damage.

| Contents [Piece] | Contents tool diameter [mm] | Version | | Item no. | Designation |
|---|---|---|---|---|---|
| 3 | 6.3 / 10.4 / 16.5 | HC-FEP | 1 | 25202158 | SET KES HSS DIN 335 C90° 3TLG HC-FEP |
| 5 | 6.3 / 10.4 / 16.5 / 20.5 / 25.0 | HC-FEP | 1 | 25202159 | SET KES HSS DIN 335 C90° 5TLG HC-FEP |
| 6 | 6.3 / 8.3 / 10.4 / 12.4 / 16.5 / 20.5 | HC-FEP | 1 | 25202160 | SET KES HSS DIN 335 C90° 6TLG HC-FEP |




## Conical countersink HSS DIN 334 C 60°

High-performance countersink tools with a countersink angle of 60° for deburring all common materials such as steel, cast steel and non-ferrous metals.

**Special features:**
- High stock removal rate and optimum chip removal.
- Burr-free results even at low cutting speeds.
- High workpiece surface quality and long tool life.

| $d_1$ [mm] | $d_2$ [mm] | $l_1$ [mm] | α [°] | Version | | Item no. | Designation |
|---|---|---|---|---|---|---|---|
| 6.3 | 5 | 45 | 60 | HSS | 1 | *25202161* | KES HSS DIN 334 C60° 6,3 |
| 8 | 6 | 50 | 60 | HSS | 1 | *25202162* | KES HSS DIN 334 C60° 8,0 |
| 10 | 6 | 50 | 60 | HSS | 1 | *25202163* | KES HSS DIN 334 C60° 10,0 |
| 12.5 | 8 | 56 | 60 | HSS | 1 | *25202164* | KES HSS DIN 334 C60° 12,5 |
| 16 | 10 | 63 | 60 | HSS | 1 | *25202165* | KES HSS DIN 334 C60° 16,0 |
| 20 | 10 | 67 | 60 | HSS | 1 | *25202166* | KES HSS DIN 334 C60° 20,0 |
| 25 | 10 | 71 | 60 | HSS | 1 | *25202167* | KES HSS DIN 334 C60° 25,0 |

*Discontinued product*

## Recommended rotational speed range [RPM]

To determine the recommended cutting speed range [m/min], please proceed as follows:
① Select the material group to be machined.
② Select the type.
③ Establish the cutting speed range.

To determine the recommended rotational speed range [RPM], please proceed as follows:
④ Select the required diameter.
⑤ The cutting speed range and the diameter determine the recommended rotational speed range.



| ① Material group | | | ② Design | ③ Cutting speed |
|---|---|---|---|---|
| Steel, cast steel | Steels up to 700 N/mm² | Construction steels, carbon steels, tool steels, alloyed and non-alloyed steels, case-hardened steels, cast steel, tempering steels | Fine (F) | 10–20 m/min |
| | | | Medium (M) | |
| | | | Tapping hole (GKL) | |
| | Steels over 700 N/mm² | | Fine (F) | 10–15 m/min |
| | | | Medium (M) | |
| | | | Tapping hole (GKL) | |
| Stainless steel (INOX) | Rust and acid-resistant steels | Austenitic and ferritic stainless steels | Fine (F) | 10–15 m/min |
| | | | Medium (M) | |
| | | | Tapping hole (GKL) | |
| Non-ferrous metals | Soft non-ferrous metals | Aluminium alloys, brass, copper, zinc | Fine (F) | 15–20 m/min |
| | | | Medium (M) | |
| | | | Tapping hole (GKL) | |
| | Hard non-ferrous metals | Bronze, titanium/titanium alloys, hard aluminium alloys (high Si content) | Fine (F) | 10–20 m/min |
| | | | Medium (M) | |
| | | | Tapping hole (GKL) | |
| Cast iron | Grey cast iron, white cast iron | Cast iron with flake graphite EN-GJL (GG), with nodular graphite/nodular cast iron EN-GJS (GGG), white annealed cast iron EN-GJMW (GTW), black annealed cast iron EN-GJMB (GTS) | Fine (F) | 10 m/min |
| | | | Medium (M) | |
| | | | Tapping hole (GKL) | |
| Plastics, other materials | Fibre-reinforced thermoplastics and duroplastics, hard rubber, wood | | Fine (F) | 10–15 m/min |
| | | | Medium (M) | |
| | | | Tapping hole (GKL) | |

**Example:**
Flat countersink
FLS HSS DIN 373 15.0 F,
Flat countersink dia. 15 mm.
Steels up to 700 N/mm².
Cutting speed: 10–20 m/min
**Rotational speed range: 220–440 RPM**

| ④ Countersink dia. [mm] | ⑤ Cutting speeds [m/min] | | |
|---|---|---|---|
| | 10 | 15 | 20 |
| | Rotational speeds [RPM] | | |
| 6.00 | 530 | 795 | 1,060 |
| 8.00 | 400 | 600 | 800 |
| 10.00 | 320 | 480 | 640 |
| 11.00 | 290 | 435 | 580 |
| 15.00 | 220 | 330 | 440 |
| 18.00 | 180 | 270 | 360 |
| 20.00 | 160 | 240 | 320 |




## HSS flat countersink DIN 373 quality grade fine for through hole

High-performance flat countersink made of HSS according to DIN 373 with the quality grade of fine for producing flat countersinks at through holes or blind holes in the tolerance range of fine with high mounting accuracy. For through holes with the quality grade fine (F) according to ISO 273.

**Special features:**
- Optimum chip removal and smooth running.
- Burr-free results and good surface quality.
- Long tool life and very high stock removal rate.

| $d_1$ [mm] | $d_2$ [mm] | $d_3$ [mm] | $l_1$ [mm] | Version | | Item no. | Designation |
|---|---|---|---|---|---|---|---|
| 10 | 8 | 5.3 | 80 | F | 1 | *25203102* | FLS HSS DIN 373 10,0 F |
| 18 | 12.5 | 10.5 | 100 | F | 1 | *25203105* | FLS HSS DIN 373 18,0 F |
| 20 | 12.5 | 13 | 100 | F | 1 | *25203106* | FLS HSS DIN 373 20,0 F |




## HSS flat countersink DIN 373 quality grade medium for through hole

High-performance flat countersink made of HSS according to DIN 373 with the quality grade of medium for producing flat countersinks at through holes or blind holes in the tolerance range of medium with extended mounting accuracy. For through holes with the quality grade medium (M) according to ISO 273.

**Special features:**
- Optimum chip removal and smooth running.
- Burr-free results and good surface quality.
- Long tool life and very high stock removal rate.

| $d_1$ [mm] | $d_2$ [mm] | $d_3$ [mm] | $l_1$ [mm] | Version | | Item no. | Designation |
|---|---|---|---|---|---|---|---|
| 20 | 12.5 | 13.5 | 100 | M | 1 | *25203113* | FLS HSS DIN 373 20,0 M |




## HSS flat countersink DIN 373 for thread core hole

High-performance flat countersink with guide pin for tapping hole (GKL) made of HSS according to DIN 373 for producing flat countersinks at core holes for female threads.

**Special features:**
- Optimum chip removal and smooth running.
- Burr-free results and good surface quality.
- Long tool life and very high stock removal rate.

| $d_1$ [mm] | $d_2$ [mm] | $d_3$ [mm] | $l_1$ [mm] | Version | | Item no. | Designation |
|---|---|---|---|---|---|---|---|
| 6 | 5 | 2.5 | 71 | GKL | 1 | *25203114* | FLS HSS DIN 373 6,0 GKL |

*Discontinued product*




## HSS hole saws

Hole saws made of tough, shatter-proof, sturdy HSS bimetal for cost-effectively cutting out holes. The saw teeth are made of high-quality M42 (Co8) material.



**Special features:**

- High concentricity, and chattering during sawing is prevented by the alternating tooth pitch.
- Good chip removal.
- The hole saw is conveniently centred and guided via the replaceable HSS pilot drill.

| $d_1$ [mm] | Max. cutting depth [mm] | Opt. RPM steel | Opt. RPM stainless steel (INOX) | Opt. RPM non-ferrous metals | Opt. RPM plastics | | Item no. | Designation |
|---|---|---|---|---|---|---|---|---|
| **Thread version 1/2-20 UNF, suitable arbors LSS 1, LSS 4 or quick-mounting system PSL** | | | | | | | | |
| 14 | 34 | 620 | 310 | 1,000 | 1,000 | 1 | 25100114 | LS 14 |
| 16 | 34 | 550 | 275 | 880 | 880 | 1 | 25100116 | LS 16 |
| 17 | 36 | 520 | 260 | 820 | 820 | 1 | 25100117 | LS 17 |
| 19 | 36 | 460 | 230 | 740 | 740 | 1 | 25100119 | LS 19 |
| 20 | 36 | 425 | 210 | 700 | 700 | 1 | 25100220 | LS 20 |
| 21 | 36 | 410 | 205 | 670 | 670 | 1 | 25100221 | LS 21 |
| 22 | 36 | 390 | 195 | 640 | 640 | 1 | 25100322 | LS 22 |
| 24 | 36 | 360 | 180 | 580 | 580 | 1 | 25100424 | LS 24 |
| 25 | 36 | 350 | 175 | 560 | 560 | 1 | 25100425 | LS 25 |
| 27 | 36 | 325 | 160 | 520 | 520 | 1 | 25100527 | LS 27 |
| 29 | 36 | 300 | 150 | 480 | 480 | 1 | 25100629 | LS 29 |
| 30 | 36 | 285 | 145 | 470 | 470 | 1 | 25100730 | LS 30 |
| **Thread version 5/8-18 UNF, suitable arbor LSS 2 or quick-mounting system PSL** | | | | | | | | |
| 32 | 36 | 275 | 140 | 440 | 440 | 1 | 25100832 | LS 32 |
| 33 | 36 | 260 | 135 | 420 | 420 | 1 | 25100933 | LS 33 |
| 35 | 36 | 250 | 125 | 400 | 400 | 1 | 25101035 | LS 35 |
| 37 | 36 | 235 | 115 | 370 | 370 | 1 | 25101137 | LS 37 |
| 38 | 36 | 230 | 115 | 370 | 370 | 1 | 25101138 | LS 38 |
| 40 | 36 | 215 | 110 | 350 | 350 | 1 | 25101240 | LS 40 |
| 41 | 36 | 210 | 105 | 340 | 340 | 1 | 25101241 | LS 41 |
| 43 | 31 | 200 | 100 | 330 | 330 | 1 | 25101343 | LS 43 |
| 44 | 31 | 195 | 95 | 320 | 320 | 1 | 25101344 | LS 44 |
| 46 | 31 | 185 | 90 | 300 | 300 | 1 | 25101346 | LS 46 |
| 48 | 31 | 180 | 90 | 290 | 290 | 1 | 25101448 | LS 48 |
| 51 | 31 | 170 | 85 | 270 | 270 | 1 | 25101551 | LS 51 |
| 52 | 31 | 165 | 80 | 270 | 270 | 1 | 25101552 | LS 52 |
| 54 | 31 | 160 | 80 | 260 | 260 | 1 | 25101654 | LS 54 |
| 57 | 31 | 150 | 75 | 250 | 250 | 1 | 25101757 | LS 57 |
| 59 | 31 | 145 | 70 | 240 | 240 | 1 | 25101859 | LS 59 |
| 60 | 31 | 140 | 70 | 230 | 230 | 1 | 25101860 | LS 60 |
| 64 | 31 | 135 | 65 | 220 | 220 | 1 | 25101963 | LS 64 |
| 65 | 31 | 135 | 65 | 220 | 220 | 1 | 25101965 | LS 65 |
| 67 | 31 | 130 | 65 | 210 | 210 | 1 | 25102067 | LS 67 |
| 68 | 31 | 130 | 65 | 210 | 210 | 1 | 25102068 | LS 68 |
| 70 | 31 | 125 | 60 | 200 | 200 | 1 | 25102170 | LS 70 |
| 73 | 31 | 120 | 60 | 190 | 190 | 1 | 25102273 | LS 73 |
| 76 | 31 | 115 | 55 | 180 | 180 | 1 | 25102376 | LS 76 |

*Continued on next page*

# HSS hole saws, sets and accessories

## HSS hole saws

| $d_1$ [mm] | Max. cutting depth [mm] | Opt. RPM steel | Opt. RPM stainless steel (INOX) | Opt. RPM non-ferrous metals | Opt. RPM plastics | | Item no. | Designation |
|---|---|---|---|---|---|---|---|---|
| 79 | 31 | 110 | 55 | 180 | 180 | 1 | 25102479 | LS 79 |
| 83 | 31 | 105 | 50 | 170 | 170 | 1 | 25102583 | LS 83 |
| 86 | 31 | 100 | 50 | 160 | 160 | 1 | 25102586 | LS 86 |
| 89 | 31 | 95 | 45 | 160 | 160 | 1 | 25102689 | LS 89 |
| 92 | 31 | 95 | 45 | 150 | 150 | 1 | 25102792 | LS 92 |
| 95 | 31 | 90 | 45 | 150 | 150 | 1 | 25102895 | LS 95 |
| 98 | 31 | 90 | 45 | 140 | 140 | 1 | 25102898 | LS 98 |
| 102 | 31 | 85 | 40 | 140 | 140 | 1 | 25102912 | LS 102 |
| 105 | 31 | 80 | 40 | 130 | 130 | 1 | 25103015 | LS 105 |
| 111 | 31 | 75 | 35 | 130 | 130 | 1 | 25103111 | LS 111 |
| 114 | 31 | 75 | 35 | 120 | 120 | 1 | 25103114 | LS 114 |
| 121 | 31 | 70 | 35 | 120 | 120 | 1 | 25103221 | LS 121 |
| 127 | 31 | 65 | 30 | 110 | 110 | 1 | 25103227 | LS 127 |
| 140 | 31 | 60 | 30 | 100 | 100 | 1 | 25103440 | LS 140 |
| 152 | 31 | 55 | 25 | 90 | 90 | 1 | 25103552 | LS 152 |
| 160 | 31 | 52 | 23 | 85 | 85 | 1 | 25103010 | LS 160 |
| 168 | 31 | 50 | 23 | 82 | 82 | 1 | 25103011 | LS 168 |
| 177 | 31 | 47 | 22 | 77 | 77 | 1 | 25103012 | LS 177 |
| 210 | 31 | 40 | 18 | 65 | 65 | 1 | 25103013 | LS 210 |

## HSS hole saw sets



### Set for tradespeople

The set contains five HSS hole saws in the most common diameters, including accessories, for use in professional trades. Operating instructions are included.

**Contents:**
The set consists of five HSS hole saws LS 22, LS 25, LS 29, LS 32 and LS 38, a hole saw arbor LSS 4, an LSA adapter for hole saw arbor LSS 4, an Allen key 4 mm and an ejection spring.

**Special features:**
- It is possible to use hole saws LS 32 and LS 38 with the LSA adapter and washer.
- Supplied in well-arranged plastic box which protects against dirt and damage.

| L [mm] | B [mm] | H [mm] | | Item no. | Designation |
|---|---|---|---|---|---|
| 200 | 170 | 50 | 1 | 25900700 | SET LS-SO 7 H 8TLG |



### Set for fitters

The set contains six HSS hole saws in the most common diameters, including accessories, for plumbers and sanitary engineers. Operating instructions are included.

**Contents:**
The set consists of six HSS hole saws: LS 19, LS 22, LS 29, LS 38, LS 44 and LS 57, two hole saw arbors: LSS 2 and LSS 4, an LSA adapter for hole saw arbor LSS 4, an Alley key 4 mm and an ejection spring.

**Special features:**
- It is possible to use hole saw LS 38 with the LSA adapter and washer.
- Supplied in well-arranged plastic box which protects against dirt and damage.

| L [mm] | B [mm] | H [mm] | | Item no. | Designation |
|---|---|---|---|---|---|
| 310 | 260 | 80 | 1 | 25900920 | SET LS-SO 9 I 10 TLG |



## Set for electricians (international standard sizes)

The set contains six HSS hole saws in the most common international diameters, including accessories, for electricians. Operating instructions are included.

**Contents:**
The set consists of six HSS hole saws: LS 22, LS 29, LS 35, LS 44, LS 51 and LS 64, two hole saw arbors: LSS 2 and LSS 4, an LSA adapter for hole saw arbor LSS 4, an Allen key 4 mm and an ejection spring.

**Special features:**
- It is possible to use hole saw LS 35 with the LSA adapter and washer.
- Supplied in well-arranged plastic box which protects against dirt and damage.

| L [mm] | B [mm] | H [mm] | | Item no. | Designation |
|---|---|---|---|---|---|
| 310 | 260 | 80 | 1 | 25900910 | SET LS-SO 9E-1 10TLG |



## Set for electricians (German standard sizes)

The set contains nine HSS hole saws in the most common diameters, including accessories, for electricians in Germany. Operating instructions are included.

**Contents:**
The set consists of nine HSS hole saws: LS 19, LS 22, LS 25, LS 32, LS 38, LS 44, LS 51, LS 60 and LS 68, two hole saw arbors: LSS 2 and LSS 4, an LSA adapter for hole saw arbor LSS 4, a pilot drill LSB 6/90, an Allen key 4 mm and an ejection spring.

**Special features:**
- It is possible to use hole saws LS 32 and LS 38 with the LSA adapter and washer.
- Supplied in well-arranged plastic box which protects against dirt and damage.

| L [mm] | B [mm] | H [mm] | | Item no. | Designation |
|---|---|---|---|---|---|
| 310 | 260 | 80 | 1 | 25900010 | SET LS-SO 13 E-2 14TLG |



## Set for mechanics

The set contains nine HSS hole saws in the most common diameters, including accessories, for mechanics in the construction, container and pipeline industries. Operating instructions are included.

**Contents:**
The set consists of nine HSS hole saws: LS 19, LS 22, LS 29, LS 35, LS 38, LS 44, LS 51, LS 57 and LS 64, two hole saw arbors: LSS 2 and LSS 4, a pilot drill LSB 6/90, an LSA adapter for hole saw arbor LSS 4, an Allen key 4 mm and an ejection spring.

**Special features:**
- It is possible to use hole saws LS 35 and LS 38 with the LSA adapter and washer.
- Supplied in well-arranged plastic box which protects against dirt and damage.

| L [mm] | B [mm] | H [mm] | | Item no. | Designation |
|---|---|---|---|---|---|
| 310 | 260 | 80 | 1 | 25901300 | SET LS-SO 13 M 14TLG |

## Shank dimensions [mm]

Hexagonal

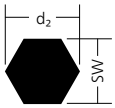


Round

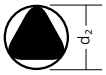


## Example combination

① HSS hole saw

② Adapter

③ Quick-mounting system

④ HSS hole saw with adapter and quick-mounting system







## Hole saw arbors LSS

Hole saw arbors are designed for mounting the hole saw and the pilot drill. The hole saw arbors are supplied with an HSS pilot drill and an ejection spring.

**Special features:**
- The spring can easily be removed manually without the help of tools.

| Image | Suitable for hole saws | Suitable pilot drill | $d_2$ [mm] | Size [mm] | Shank type | Thread | | Item no. | Designation |
|---|---|---|---|---|---|---|---|---|---|
| ① | LS 14-30 | LSB 6/60 | 10.5 | 9.53 | hexagonal | 1/2–20 UNF | 1 | 25200111 | LSS 1 |
| ② | LS 32-210 | LSB 6/60 | 10.5 | 9.53 | hexagonal | 5/8–18 UNF | 1 | 25200211 | LSS 2 |
| ③ | LS 14-30 | LSB 6/90 | 6.35 | - | round | 1/2–20 UNF | 1 | 25200407 | LSS 4 |




## Quick-mounting system for hole saws

The quick-mounting system is part of a clamping system for the quick and easy use of HSS hole saws. In conjunction with adapters, it is possible to use the HSS hole saws easily and conveniently on all conventional power drills.

**Special features:**
- After the application is completed, the hole saw and quick-mounting system can be separated without the use of additional tools by simply pressing a button.
- Interchangeable HSS pilot drill.

| Suitable for hole saws | Shank type | $d_2$ [mm] | Size [mm] | | Item no. | Designation |
|---|---|---|---|---|---|---|
| LS 14–210 | hexagonal | 9.3 | 8.5 | 1 | 25200901 | PSL 8,5 |
| | | 12.2 | 11 | 1 | 25200900 | PSL 11 |



## Adapter for hole saws

Adapters tailored to the hole saw diameters.

| Image | Suitable for hole saws | | Item no. | Designation |
|---|---|---|---|---|
| ① | LS 14-30 | 3 | 25200910 | AD-PSL 14-30 |
| ② | LS 32-210 | 3 | 25200920 | AD-PSL 32-210 |



## HEAVY DUTY adapter for hole saws

Due to the high torque levels involved, when using large hole saws, PFERD TOOLS recommends the use of the PSL quick-mounting systems in conjunction with the HEAVY DUTY adapter.

| Suitable for hole saws | | Item no. | Designation |
|---|---|---|---|
| LS 102–210 | 3 | 25200921 | AD-PSL 102-210 HEAVY DUTY |




## HSS pilot drill LSB

HSS pilot drills for HSS hole saw arbors and quick-mounting systems for hole saws.

| Image | Suitable for hole saws | Suitable shanks | Suitable for quick-mounting system | $d_2$ [mm] | $l_1$ [mm] | Shank type | | Item no. | Designation |
|---|---|---|---|---|---|---|---|---|---|
| ① | LS 14–210 | LSS 1, LSS 2 | - | 6.35 | 60 | round | 1 | 25202005 | LSB 6/60 |
| ② | LS 14–210 | LSS 4 | PSL 8,5, PSL 11 | 6.35 | 90 | round | 1 | 25202007 | LSB 6/90 |



## Repair set for hole saw arbors

With the repair set for hole saw arbors, the most common parts can be replaced in case of loss or damage.

**Contents:**
The repair set consists of two ejection springs, two hexagon socket head screws and an SW 4 hexagon socket wrench.

| | Item no. | Designation |
|---|---|---|
| 1 | 25200515 | RSL-5 |



## LSA adapter

Hole saws LS 32 to LS 38 can be used with the LSA adapter, a washer and the hole saw arbors LSS 1 and LSS 4.

| Suitable for hole saws | Suitable shanks | | Item no. | Designation |
|---|---|---|---|---|
| LS 32-38 | LSS 1, LSS 4 | 1 | 25203001 | LSA |




## Arbor extension for hole saws

Arbor extension for extending HSS hole saw arbors to provide the necessary distance between the drive and work area.

**Special features:**
- Suitable for working on components that are difficult to access and for work on hollow walls.
- Avoids damage to the workpiece and machine.
- Dust is not drawn into the tool drive during sawing.

| Suitable shanks | Shank type | Hexagon socket $d_1$ [mm] | $l_1$ [mm] | $d_2$ [mm] | Size [mm] | | Item no. | Designation |
|---|---|---|---|---|---|---|---|---|
| LSS 1, LSS 2 | hexagonal | 9.53 | 300 | 12.2 | 11 | 1 | 25200516 | SVL-300 |




## TC hole cutter, flat version

Tungsten carbide hole cutter with sharp teeth made of high-quality tungsten carbide and interchangeable HSS pilot drill for quick, precise creation of cut-outs. Suitable for working on steels, stainless steel (INOX), non-ferrous metals and plastics.



**Special features:**
- 8 mm tool height for work on flat material (max. material thickness: 4 mm).
- High concentricity, as the cutting head and shank are produced in one piece.

| Tool height [mm] | $d_1$ [mm] | $d_2$ [mm] | Opt. RPM steel | Opt. RPM stainless steel (INOX) | Opt. RPM non-ferrous metals | Opt. RPM plastics | Suitable drills | | Item no. | Designation |
|---|---|---|---|---|---|---|---|---|---|---|
| 8 | 16 | 7 | 790 – 1,200 | 400 – 1,000 | 400 – 1,000 | 880 – 1,310 | LOSB 6/48 | 1 | 25401608 | LOS HM 1608 |
| | 18 | 7 | 710 – 1,060 | 350 – 880 | 350 – 880 | 780 – 1,170 | LOSB 6/48 | 1 | 25401808 | LOS HM 1808 |
| | 19 | 7 | 670 – 1,000 | 330 – 840 | 330 – 840 | 740 – 1,110 | LOSB 6/48 | 1 | 25401908 | LOS HM 1908 |
| | 20 | 7 | 630 – 950 | 320 – 800 | 320 – 800 | 700 – 1,050 | LOSB 6/48 | 1 | 25402008 | LOS HM 2008 |
| | 22 | 7 | 580 – 870 | 290 – 720 | 290 – 720 | 640 – 950 | LOSB 6/48 | 1 | 25402208 | LOS HM 2208 |
| | 23 | 10 | 550 – 830 | 280 – 690 | 280 – 690 | 610 – 910 | LOSB 6/48 | 1 | *25402308* | LOS HM 2308 |
| | 24 | 10 | 530 – 800 | 270 – 660 | 270 – 660 | 580 – 880 | LOSB 6/48 | 1 | 25402408 | LOS HM 2408 |
| | 25 | 10 | 510 – 760 | 260 – 640 | 260 – 640 | 560 – 840 | LOSB 6/48 | 1 | 25402508 | LOS HM 2508 |
| | 27 | 10 | 470 – 710 | 240 – 590 | 240 – 590 | 520 – 780 | LOSB 6/48 | 1 | 25402708 | LOS HM 2708 |
| | 28 | 10 | 455 – 680 | 230 – 570 | 230 – 570 | 500 – 750 | LOSB 6/48 | 1 | 25402808 | LOS HM 2808 |
| | 30 | 10 | 425 – 635 | 210 – 530 | 210 – 530 | 470 – 700 | LOSB 6/48 | 1 | 25403008 | LOS HM 3008 |
| | 32 | 10 | 400 – 600 | 200 – 500 | 200 – 500 | 440 – 660 | LOSB 6/48 | 1 | 25403208 | LOS HM 3208 |
| | 34 | 10 | 375 – 560 | 185 – 470 | 185 – 470 | 410 – 620 | LOSB 6/48 | 1 | 25403408 | LOS HM 3408 |
| | 35 | 10 | 365 – 545 | 180 – 450 | 180 – 450 | 400 – 600 | LOSB 6/48 | 1 | 25403508 | LOS HM 3508 |
| | 38 | 10 | 335 – 505 | 170 – 420 | 170 – 420 | 370 – 550 | LOSB 6/48 | 1 | 25403808 | LOS HM 3808 |
| | 40 | 10 | 320 – 480 | 160 – 400 | 160 – 400 | 350 – 530 | LOSB 6/48 | 1 | 25404008 | LOS HM 4008 |
| | 42 | 10 | 305 – 455 | 150 – 380 | 150 – 380 | 330 – 500 | LOSB 6/48 | 1 | 25404208 | LOS HM 4208 |
| | 43 | 10 | 295 – 445 | 150 – 370 | 150 – 370 | 330 – 490 | LOSB 6/48 | 1 | 25404308 | LOS HM 4308 |
| | 45 | 10 | 285 – 425 | 140 – 355 | 140 – 355 | 310 – 470 | LOSB 6/48 | 1 | 25404508 | LOS HM 4508 |
| | 48 | 10 | 265 – 400 | 135 – 330 | 135 – 330 | 290 – 440 | LOSB 6/48 | 1 | 25404808 | LOS HM 4808 |
| | 50 | 10 | 255 – 380 | 125 – 320 | 125 – 320 | 280 – 420 | LOSB 6/48 | 1 | 25405008 | LOS HM 5008 |
| | 52 | 10 | 245 – 370 | 120 – 305 | 120 – 305 | 270 – 400 | LOSB 6/48 | 1 | 25405208 | LOS HM 5208 |
| | 54 | 10 | 235 – 355 | 120 – 295 | 120 – 295 | 260 – 390 | LOSB 6/48 | 1 | 25405408 | LOS HM 5408 |
| | 55 | 10 | 230 – 350 | 115 – 290 | 115 – 290 | 250 – 380 | LOSB 6/48 | 1 | 25405508 | LOS HM 5508 |
| | 60 | 12 | 210 – 320 | 105 – 265 | 105 – 265 | 230 – 350 | LOSB 8/48 | 1 | 25406008 | LOS HM 6008 |
| | 65 | 12 | 195 – 295 | 100 – 245 | 100 – 245 | 220 – 320 | LOSB 8/48 | 1 | 25406508 | LOS HM 6508 |
| | 68 | 12 | 190 – 280 | 95 – 235 | 95 – 235 | 210 – 310 | LOSB 8/48 | 1 | 25406808 | LOS HM 6808 |
| | 70 | 12 | 180 – 270 | 90 – 230 | 90 – 230 | 200 – 300 | LOSB 8/48 | 1 | 25407008 | LOS HM 7008 |
| | 75 | 12 | 170 – 255 | 85 – 215 | 85 – 215 | 190 – 280 | LOSB 8/48 | 1 | 25407508 | LOS HM 7508 |
| | 80 | 12 | 160 – 240 | 80 – 200 | 80 – 200 | 180 – 260 | LOSB 8/48 | 1 | 25408008 | LOS HM 8008 |
| | 90 | 12 | 140 – 210 | 70 – 180 | 70 – 180 | 160 – 230 | LOSB 8/48 | 1 | 25409008 | LOS HM 9008 |
| | 100 | 12 | 125 – 190 | 65 – 160 | 65 – 160 | 140 – 210 | LOSB 8/48 | 1 | 25410008 | LOS HM 10008 |
| | 105 | 12 | 120 – 180 | 60 – 150 | 60 – 150 | 130 – 200 | LOSB 8/48 | 1 | 25410508 | LOS HM 10508 |



*Discontinued product*

# TC hole cutters and accessories
## TC hole cutter




### TC hole cutter, deep version

Tungsten carbide hole cutter with sharp teeth made of high-quality tungsten carbide and interchangeable HSS pilot drill for quick, precise creation of cut-outs. Suitable for working on steels, stainless steel (INOX), non-ferrous metals and plastics.

**Special features:**
- 35 mm tool height for work on pipes and curved surfaces (max. material thickness: 32 mm).
- High concentricity, as the cutting head and shank are produced in one piece.

| Tool height [mm] | $d_1$ [mm] | $d_2$ [mm] | Opt. RPM steel | Opt. RPM stainless steel (INOX) | Opt. RPM non-ferrous metals | Opt. RPM plastics | Suitable drills | | Item no. | Designation |
|---|---|---|---|---|---|---|---|---|---|---|
| 35 | 16 | 7 | 790 – 1,200 | 400 – 1,000 | 400 – 1,000 | 880 – 1,310 | LOSB 6/69 | 1 | 25461635 | LOS HM 1635 |
| | 17 | 7 | 750 – 1,130 | 370 – 930 | 370 – 930 | 820 – 1,240 | LOSB 6/69 | 1 | 25461735 | LOS HM 1735 |
| | 18 | 7 | 710 – 1,060 | 350 – 880 | 350 – 880 | 780 – 1,170 | LOSB 6/69 | 1 | 25461835 | LOS HM 1835 |
| | 19 | 7 | 670 – 1,000 | 330 – 840 | 330 – 840 | 740 – 1,110 | LOSB 6/69 | 1 | 25461935 | LOS HM 1935 |
| | 20 | 7 | 630 – 950 | 320 – 800 | 320 – 800 | 700 – 1,050 | LOSB 6/69 | 1 | 25462035 | LOS HM 2035 |
| | 22 | 7 | 580 – 870 | 290 – 720 | 290 – 720 | 640 – 950 | LOSB 6/69 | 1 | 25462235 | LOS HM 2235 |
| | 24 | 10 | 530 – 800 | 270 – 660 | 270 – 660 | 580 – 880 | LOSB 8/69 | 1 | *25462435* | LOS HM 2435 |
| | 25 | 10 | 510 – 760 | 260 – 640 | 260 – 640 | 560 – 840 | LOSB 8/69 | 1 | 25462535 | LOS HM 2535 |
| | 26 | 10 | 490 – 740 | 250 – 610 | 250 – 610 | 540 – 810 | LOSB 8/69 | 1 | 25462635 | LOS HM 2635 |
| | 27 | 10 | 470 – 710 | 240 – 590 | 240 – 590 | 520 – 780 | LOSB 8/69 | 1 | 25462735 | LOS HM 2735 |
| | 28 | 10 | 455 – 680 | 230 – 570 | 230 – 570 | 500 – 750 | LOSB 8/69 | 1 | 25462835 | LOS HM 2835 |
| | 30 | 10 | 425 – 635 | 210 – 530 | 210 – 530 | 470 – 700 | LOSB 8/69 | 1 | 25463035 | LOS HM 3035 |
| | 32 | 10 | 400 – 600 | 200 – 500 | 200 – 500 | 440 – 660 | LOSB 8/69 | 1 | 25463235 | LOS HM 3235 |
| | 35 | 10 | 365 – 545 | 180 – 450 | 180 – 450 | 400 – 600 | LOSB 8/69 | 1 | 25463535 | LOS HM 3535 |
| | 38 | 10 | 335 – 505 | 170 – 420 | 170 – 420 | 370 – 550 | LOSB 8/69 | 1 | 25463835 | LOS HM 3835 |
| | 40 | 10 | 320 – 480 | 160 – 400 | 160 – 400 | 350 – 530 | LOSB 8/69 | 1 | 25464035 | LOS HM 4035 |
| | 42 | 10 | 305 – 455 | 150 – 380 | 150 – 380 | 330 – 500 | LOSB 8/69 | 1 | 25464235 | LOS HM 4235 |
| | 43 | 10 | 295 – 445 | 150 – 370 | 150 – 370 | 330 – 490 | LOSB 8/69 | 1 | *25464335* | LOS HM 4335 |
| | 45 | 10 | 285 – 425 | 140 – 355 | 140 – 355 | 310 – 470 | LOSB 8/69 | 1 | 25464535 | LOS HM 4535 |
| | 48 | 10 | 265 – 400 | 135 – 330 | 135 – 330 | 290 – 440 | LOSB 8/69 | 1 | 25464835 | LOS HM 4835 |
| | 50 | 10 | 255 – 380 | 125 – 320 | 125 – 320 | 280 – 420 | LOSB 8/69 | 1 | 25465035 | LOS HM 5035 |
| | 52 | 10 | 245 – 370 | 120 – 305 | 120 – 305 | 270 – 400 | LOSB 8/69 | 1 | 25465235 | LOS HM 5235 |
| | 55 | 10 | 230 – 350 | 115 – 290 | 115 – 290 | 250 – 380 | LOSB 8/69 | 1 | 25465535 | LOS HM 5535 |
| | 60 | 12 | 210 – 320 | 105 – 265 | 105 – 265 | 230 – 350 | LOSB 8/94 | 1 | 25466035 | LOS HM 6060 |

## HSS pilot drill for TC hole cutters



### HSS pilot drill LOSB

The HSS pilot drill is replaceable.

| Suitable for tungsten carbide hole cutter | Tool height [mm] | | Item no. | Designation |
|---|---|---|---|---|
| LOS HM 16–55 | 8 | 1 | 25500648 | LOSB 6/48 |
| LOS HM 16–22 | 35 | 1 | 25500669 | LOSB 6/69 |
| LOS HM 60–105 | 8 | 1 | 25500848 | LOSB 8/48 |
| LOS HM 24–55 | 35 | 1 | 25500869 | LOSB 8/69 |
| **Deep type** | | | | |
| LOS HM 60 | 60 | 1 | 25500894 | LOSB 8/94 |

*Discontinued product*

PFERD TOOLS




# Mounted points

# Mounted points
Table of contents

## Mounted points


- Highlights from the PFERD TOOLS range 246
- The quick way to find the perfect tool 247
- General information 248




## Mounted points


- For universal use on steel and cast steel 249
- For edge grinding on steel and cast steel 253
- For universal use on materials that are difficult to machine 261
- For universal use on stainless steel (INOX) 265
- For edge grinding on stainless steel (INOX) 266
- For universal use on soft non-ferrous metals 268
- For surface grinding on grey and nodular cast iron 269
- For edge grinding on grey and nodular cast iron 271
- For edge grinding on grey and nodular cast iron (foundries) 272
- For universal use on cast steel (foundries) 273
- For universal use on plastic 274
- Grinding points for saw chains 275




## Grinding discs


- Bench grinding wheels 277
- Grinding discs for saw chains 280




## Special tools for tool and mould-making


- Grinding and polishing stones 281




## Accessories for mounted points and grinding discs


- Hand dressers 284


3

# Mounted points
## Highlights from the PFERD TOOLS range

### TOUGH mounted points

TOUGH type mounted points have a state-of-the-art vitrified bond comprising an aluminium oxide mixture of ceramic oxide grain and white aluminium oxide, which impresses as it is easy to break down. The mounted points have a long tool life and high stock removal performance with excellent removal rates thanks to the self-sharpening qualities of the ceramic oxide grain.



The TOUGH type is specifically designed for general use on titanium materials, nickel-based and cobalt-based alloys, hardened steel components and built-up weld deposits. TOUGH type mounted points can easily machine hardened, heat-treated steels over 1,200 N/mm² (> 38 HRC).

Its applications include weld dressing on repair welds and reworking on turbine blades during aircraft maintenance, as well as regrinding of repair welds in tool and mould-making.

Scan the QR code to find out more about the PFERD TOOLS grinding/mounted points.

### Bench grinding wheels

PFERD TOOLS offers a very wide range of high-quality bench grinding wheels for work on a large variety of materials. Bench grinding wheels are very well-suited to deburring, work on edges and sharpening tools. The bench grinding wheels are available with different dimensions, grains and abrasives. The PFERD TOOLS range has been adapted to the standard bench grinders on the market.



The bench grinding wheels impress with their long tool life, high dimensional stability and high abrasive performance. Thanks to the integrated adapter sleeves, the bench grinding wheels can be mounted on almost any bench grinder spindle. Dressing the wheel on a regular basis exposes sharp grain and maintains an even grinding area.

Scan the QR code to find out more about the PFERD TOOLS bench grinding wheels.

### Grinding and polishing stones

Grindstones and polishing stones are versatile tools for finish machining on moulds in tool and mould-making. They are used for step-by-step fine grinding after machining or after electrical discharge machining (EDM) to grind in a brushed finish/polish in the demoulding direction or to prepare for high-gloss polishing with diamond pastes. They are also used for rounding and finishing.



A quick-mounting handle is recommended in manual applications to make work more ergonomic. Grinding oil should be used to achieve a better surface finish. Polishing stones should be sorted by type to avoid grain being carried over.

Scan the QR code to find out more about grinding and polishing stones.

### More expert information online

Scan the QR code to find out a wide range of tool and application knowledge relating to PFERD TOOLS' high-quality tools and their huge variety of materials.



## The quick way to find the perfect tool

**① Material group**
Select the material to be machined.

**② Application**
Select the application.

**③ Mounted point type**
After determining the application (see column ②), the type is selected in the horizontal row.

| ① Material group | | | Bond ▸ | Resinoid bond | | Vitrified bond | | | | | | | | |
|---|---|---|---|---|---|---|---|---|---|---|---|---|---|---|
| | | | ③ Mounted point type ▸ | INOX | INOX EDGE | RUBBER | ALU | TOUGH | CAST | CAST STEEL | STEEL | STEEL EDGE | CAST EDGE |
| | | | Abrasive ▸ | ADW | AN | AH | CN | AWCO | ARN | ADR | ADW | AR | CU |
| | | | Rec. cutting speed ▸ | 35–50 m/s | 35–50 m/s | 5–20 m/s | 20–40 m/s | 30–50 m/s | 30–50 m/s | 25–40 m/s | 30–50 m/s | 25–40 m/s | 30–50 m/s |
| | | | ② Application ▾ | | | | | | | | | | |
| Steel, cast steel | Steels up to 1,200 N/mm² (< 38 HRC) | Construction steels, carbon steels, tool steels, non-alloyed steels, case-hardened steels, tempering steels | **Universal** | | | | | | | | ● | | |
| | | | **Surface** | ○ | | | | | | | ● | ○ | |
| | | | **Edges** | | ○ | | | | | | ○ | ● | |
| | Hardened, heat-treated steels over 1,200 N/mm² (> 38 HRC) | Tool steels, tempering steels, alloyed steels | **Universal** | | | | | | | | ● | | |
| | | | **Surface** | | | | | ● | | | ○ | | |
| | | | **Edges** | | | | | ● | | | | ○ | |
| | Cast steel | Non-alloyed cast steel, low-alloyed cast steel | **Universal** | | | | | | | ● | | | |
| | | | **Surface** | ○ | | | | | ○ | ○ | ● | ○ | |
| | | | **Edges** | | ○ | | | | | ○ | ○ | ● | |
| Stainless steel (INOX) | Rust and acid-resistant steels | Austenitic and ferritic stainless steels | **Surface** | ● | ○ | | | | | | ○ | | |
| | | | **Edges** | ○ | ● | | | | | | | ○ | |
| Non-ferrous metals | Soft non-ferrous metals, non-ferrous metals | Aluminium alloys, brass, copper, zinc | **Universal** | ○ | | | ● | | | | | | |
| | Hard non-ferrous metals | Bronze, titanium, titanium alloys, hard aluminium alloys | | ● | | | ○ | ● | | | ○ | | |
| | High-temperature-resistant materials | Nickel-based and cobalt-based alloys (engine and turbine construction) | | ○ | | | | ● | | | | | |
| Cast iron | Grey cast iron, white cast iron | Cast iron with flake graphite EN-GJL (GG), with nodular graphite/ nodular cast iron EN-GJS (GGG), white annealed cast iron EN-GJMW (GTW), black annealed cast iron EN-GJMB (GTS) | **Surface** | ○ | ○ | | | | ● | ○ | | ○ | ○ |
| | | | **Edges** | ○ | ○ | | | | ○ | ○ | | ○ | ● |
| Plastics, other materials | Fibre-reinforced plastics, thermoplastics, rubber, wood | | **Universal** | | | ● | ○ | | | | | | |

● = highly suitable ○ = suitable

# Mounted points
General information

PFERD TOOLS

## Applications of mounted points



### General use

For general use on surfaces and edges, the emphasis is on the balance between abrasive performance and tool life.



### Surface grinding

In surface grinding, the mounted points are subject to lower loads. The mounted point bond is therefore comparatively soft and has been designed to give high stock removal rates.



### Edge grinding

In edge grinding, the mounted points must be dimensionally stable. The mounted point bond is therefore comparatively hard and designed for a long service life.

## Explanation of the code system according to EN 12413

D = Mounted point outer dia.
T = Mounted point width
$S_d$ = Shank dia.
$L_0$ = Unsupported shank length
$L_2$ = Shank length
$L_3$ = Clamping length of shank (① collet)

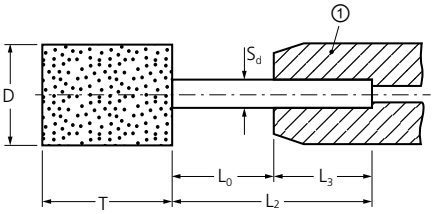


## Abrasive

In general, two grain types are used, with internationally defined designations according to ISO 525:

A= aluminium oxide (Al2O3)
C= silicon carbide (SiC)

The following abbreviations are used in order to specify the grain mixtures more precisely, beyond ISO 525:

- AD = Aluminium oxide, dark red
- AW = Aluminium oxide, white
- AR = Aluminium oxide, pink
- AN = Regular aluminium oxide
- AH = Bubble grain aluminium oxide
- CN = Silicon carbide, green
- CU = Silicon carbide, grey
- CO = Ceramic oxide grain
- ADW = Aluminium oxide mixture AD + AW
- ARN = Aluminium oxide mixture AR + AN
- ADR = Aluminium oxide mixture AD + AR
- AWCO = Aluminium oxide mixture AW + CO

## Safety notes

All PFERD TOOLS mounted points are approved for a maximum operating speed of 50 m/s. The maximum permitted rotational speeds for the various shank lengths and shank diameters are defined in DIN 69170 based on EN 12413. These must be adhered to in order to avoid buckling of the shank during use. Regardless of the shank length, the clamping length ($L_3$) of the shank must be at least 10 mm.
The maximum permitted rotational speed calculated according to EN 12413 is determined by the following factors:

- Shape and dimensions of the mounted point
- Diameter of the steel shank $S_d$
- Unsupported shank length $L_0$


Wear eye protection!


Wear hearing protection!


Wear a dust mask!


Wear gloves!


Observe the safety notes!

## Custom-made products

If you cannot find the solution for your particular application in our extensive catalogue range, we can produce grinding and mounted points in premium PFERD TOOLS quality specifically for your application on request.

We can take into account your specifications and needs, drawings, information on dimensions and shapes, grit sizes and grain types, grain mixtures, shank diameters and shank lengths. Please speak to our sales representatives. We will be happy to advise you.



## Extensions for drive spindles

Mounted points with a shank diameter of 3, 6 and 8 mm can be extended with drive spindle extensions. They allow access to hard-to-reach areas. The drive spindle extension is mounted in the collet of the tool drive (air grinder or electric grinder), or in the handpiece of the flexible shaft. In some applications, spindle extensions are an economical alternative to customized mounted points with long shanks. Further information on our drive spindle extensions can be found in catalogue section 9 “Tool drives”.





# For universal use on steel and cast steel




## STEEL cylindrical mounted points

These mounted points are exceptionally well suited for grinding high-speed steel (HSS) moulded parts and weld dressing of weld seams on steel constructions. The cylindrical shape ZY is ideal for grinding bores, radii and contours.



**Special features:**

- High grinding performance and stock removal rate in general use on steel materials.
- Shortened grinding times and thus cost savings due to the high stock removal rate.
- Particularly suitable for work on surfaces.

| $S_d$ [mm] | $L_2$ [mm] | D [mm] | T [mm] | Grit size | USA type | Opt. RPM | Max. RPM | | Item no. | Designation |
|---|---|---|---|---|---|---|---|---|---|---|
| 3 | 30 | 2 | 5 | 100 | W 141 | 150,000 | 201,800 | 10 | 31100250 | ZY 0205 3 ADW 100 M5V STEEL |
| | | 3 | 6 | 100 | W 144 | 150,000 | 206,100 | 10 | 31103250 | ZY 0306 3 ADW 100 M5V STEEL |
| | | 4 | 8 | 60 | - | 150,000 | 175,100 | 10 | 31105256 | ZY 0408 3 ADW 60 M5V STEEL |
| | | | | 100 | - | 150,000 | 175,100 | 10 | 31105250 | ZY 0408 3 ADW 100 M5V STEEL |
| | | 5 | 10 | 60 | W 153 | 130,000 | 130,700 | 10 | 31107256 | ZY 0510 3 ADW 60 M5V STEEL |
| | | | | 100 | W 153 | 130,000 | 130,700 | 10 | 31107250 | ZY 0510 3 ADW 100 M5V STEEL |
| | | 6 | 13 | 60 | W 163 | 93,600 | 93,600 | 10 | 31110256 | ZY 0613 3 ADW 60 M5V STEEL |
| | | | | 100 | W 163 | 93,600 | 93,600 | 10 | 31110250 | ZY 0613 3 ADW 100 M5V STEEL |
| | | 8 | 10 | 46 | W 169 | 87,600 | 87,600 | 10 | 31112254 | ZY 0810 3 ADW 46 M5V STEEL |
| | | | | 80 | W 169 | 87,600 | 87,600 | 10 | 31112258 | ZY 0810 3 ADW 80 M5V STEEL |
| | | | 16 | 46 | - | 61,000 | 61,000 | 10 | 31114254 | ZY 0816 3 ADW 46 M5V STEEL |
| | | | | 80 | - | 61,000 | 61,000 | 10 | 31114258 | ZY 0816 3 ADW 80 M5V STEEL |
| | | 10 | 2 | 100 | W 172 | 85,000 | 95,400 | 10 | 31308250 | ZY 1002 3 ADW 100 M5V STEEL |
| | | | 13 | 46 | W 176 | 58,400 | 58,400 | 10 | 31116254 | ZY 1013 3 ADW 46 M5V STEEL |

*Continued on next page*

# Mounted points
## For universal use on steel and cast steel

PFERD TOOLS

| $S_d$ [mm] | $L_2$ [mm] | D [mm] | T [mm] | Grit size | USA type | Opt. RPM | Max. RPM | | Item no. | Designation |
|---|---|---|---|---|---|---|---|---|---|---|
| 3 | 30 | 13 | 3 | 60 | W 122 | 65,000 | 73,400 | 10 | 31311256 | ZY 1303 3 ADW 60 M5V STEEL |
| | | | | 100 | W 122 | 65,000 | 73,400 | 10 | 31311250 | ZY 1303 3 ADW 100 M5V STEEL |
| 6 | 40 | 3 | 6 | 100 | W 144 | 150,000 | 206,100 | 10 | *31102250* | ZY 0306 6 ADW 100 M5V STEEL |
| | | 4 | 8 | 60 | - | 150,000 | 177,400 | 10 | 31104256 | ZY 0408 6 ADW 60 M5V STEEL |
| | | 5 | 10 | 60 | W 153 | 130,000 | 157,800 | 10 | 31106256 | ZY 0510 6 ADW 60 M5V STEEL |
| | | 6 | 13 | 60 | W 163 | 131,500 | 131,500 | 10 | 31109256 | ZY 0613 6 ADW 60 M5V STEEL |
| | | | | 100 | W 163 | 131,500 | 131,500 | 10 | 31109250 | ZY 0613 6 ADW 100 M5V STEEL |
| | | 8 | 10 | 80 | W 169 | 110,000 | 119,300 | 10 | 31111258 | ZY 0810 6 ADW 80 M5V STEEL |
| | | | 16 | 46 | - | 110,000 | 119,300 | 10 | 31113254 | ZY 0816 6 ADW 46 M5V STEEL |
| | | | | 80 | - | 110,000 | 119,300 | 10 | 31113258 | ZY 0816 6 ADW 80 M5V STEEL |
| | | 10 | 13 | 46 | W 176 | 85,000 | 95,400 | 10 | 31115254 | ZY 1013 6 ADW 46 M5V STEEL |
| | | | | 80 | W 176 | 85,000 | 95,400 | 10 | 31115258 | ZY 1013 6 ADW 80 M5V STEEL |
| | | | 20 | 46 | W 177 | 85,000 | 95,400 | 10 | 31118254 | ZY 1020 6 ADW 46 M5V STEEL |
| | | | | 80 | W 177 | 85,000 | 95,400 | 10 | 31118258 | ZY 1020 6 ADW 80 M5V STEEL |
| | | | 25 | 46 | W 178 | 83,200 | 83,200 | 10 | 31119254 | ZY 1025 6 ADW 46 M5V STEEL |
| | | | | 80 | W 178 | 83,200 | 83,200 | 10 | 31119258 | ZY 1025 6 ADW 80 M5V STEEL |
| | | | 32 | 46 | W 179 | 62,800 | 62,800 | 10 | 31120254 | ZY 1032 6 ADW 46 M5V STEEL |
| | | | | 80 | W 179 | 62,800 | 62,800 | 10 | 31120258 | ZY 1032 6 ADW 80 M5V STEEL |
| | | 13 | 13 | 46 | W 185 | 65,000 | 73,400 | 10 | *31121254* | ZY 1313 6 ADW 46 M5V STEEL |
| | | | 20 | 46 | W 186 | 65,000 | 73,400 | 10 | 31124254 | ZY 1320 6 ADW 46 M5V STEEL |
| | | | | 80 | W 186 | 65,000 | 73,400 | 10 | 31124258 | ZY 1320 6 ADW 80 M5V STEEL |
| | | | 25 | 46 | W 187 | 65,000 | 66,000 | 10 | 31125254 | ZY 1325 6 ADW 46 M5V STEEL |
| | | | | 80 | W 187 | 65,000 | 66,000 | 10 | 31125258 | ZY 1325 6 ADW 80 M5V STEEL |
| | | | 40 | 46 | W 188 | 42,400 | 42,400 | 10 | 31146254 | ZY 1340 6 ADW 46 M5V STEEL |
| | | 16 | 20 | 30 | W 195 | 55,000 | 59,600 | 10 | 31126253 | ZY 1620 6 ADW 30 M5V STEEL |
| | | | | 60 | W 195 | 55,000 | 59,600 | 10 | 31126256 | ZY 1620 6 ADW 60 M5V STEEL |
| | | | 32 | 30 | - | 51,200 | 51,200 | 10 | 31127253 | ZY 1632 6 ADW 30 M5V STEEL |
| | | | | 60 | - | 51,200 | 51,200 | 10 | 31127256 | ZY 1632 6 ADW 60 M5V STEEL |
| | | | 40 | 30 | - | 40,500 | 40,500 | 10 | 31128253 | ZY 1640 6 ADW 30 M5V STEEL |
| | | | 50 | 30 | W 197 | 31,300 | 31,300 | 10 | 31129253 | ZY 1650 6 ADW 30 M5V STEEL |
| | | 20 | 6 | 46 | W 201 | 43,000 | 47,700 | 10 | 31317254 | ZY 2006 6 ADW 46 M5V STEEL |
| | | | 20 | 30 | W 204 | 43,000 | 47,700 | 10 | 31130253 | ZY 2020 6 ADW 30 M5V STEEL |
| | | | | 60 | W 204 | 43,000 | 47,700 | 10 | 31130256 | ZY 2020 6 ADW 60 M5V STEEL |
| | | | 25 | 30 | W 205 | 43,000 | 47,700 | 10 | 31131253 | ZY 2025 6 ADW 30 M5V STEEL |
| | | | | 60 | W 205 | 43,000 | 47,700 | 10 | 31131256 | ZY 2025 6 ADW 60 M5V STEEL |
| | | | 32 | 30 | W 206 | 41,100 | 41,100 | 10 | 31132253 | ZY 2032 6 ADW 30 M5V STEEL |
| | | | | 60 | W 206 | 41,100 | 41,100 | 10 | 31132256 | ZY 2032 6 ADW 60 M5V STEEL |
| | | | 40 | 30 | W 207 | 32,400 | 32,400 | 10 | 31133253 | ZY 2040 6 ADW 30 M5V STEEL |
| | | | | 60 | W 207 | 32,400 | 32,400 | 10 | 31133256 | ZY 2040 6 ADW 60 M5V STEEL |
| | | 25 | 6 | 46 | W 216 | 35,000 | 38,100 | 10 | 31321254 | ZY 2506 6 ADW 46 M5V STEEL |
| | | | 25 | 30 | W 220 | 35,000 | 38,100 | 10 | 31134253 | ZY 2525 6 ADW 30 M5V STEEL |
| | | | | 60 | W 220 | 35,000 | 38,100 | 10 | 31134256 | ZY 2525 6 ADW 60 M5V STEEL |
| | | | 32 | 30 | - | 32,900 | 32,900 | 10 | 31135253 | ZY 2532 6 ADW 30 M5V STEEL |
| | | 32 | 8 | 60 | W 226 | 27,000 | 29,800 | 5 | 31325256 | ZY 3208 6 ADW 60 M5V STEEL |
| | | | 16 | 24 | - | 27,000 | 29,800 | 5 | 31326252 | ZY 3216 6 ADW 24 M5V STEEL |
| | | | 20 | 24 | W 228 | 27,000 | 29,800 | 5 | 31327252 | ZY 3220 6 ADW 24 M5V STEEL |
| | | | | 46 | W 228 | 27,000 | 29,800 | 5 | *31327254* | ZY 3220 6 ADW 46 M5V STEEL |
| | | | 32 | 24 | W 230 | 25,700 | 25,700 | 5 | 31136252 | ZY 3232 6 ADW 24 M5V STEEL |
| | | | | 46 | W 230 | 25,700 | 25,700 | 5 | 31136254 | ZY 3232 6 ADW 46 M5V STEEL |
| | | | 40 | 24 | W 231 | 20,300 | 20,300 | 5 | 31137252 | ZY 3240 6 ADW 24 M5V STEEL |
| | | | | 46 | W 231 | 20,300 | 20,300 | 5 | 31137254 | ZY 3240 6 ADW 46 M5V STEEL |
| | | 40 | 10 | 30 | W 236 | 22,000 | 23,800 | 5 | 31328253 | ZY 4010 6 ADW 30 M5V STEEL |
| | | | 20 | 24 | - | 22,000 | 23,800 | 5 | 31330252 | ZY 4020 6 ADW 24 M5V STEEL |
| | | | | 46 | - | 22,000 | 23,800 | 5 | 31330254 | ZY 4020 6 ADW 46 M5V STEEL |

*Continued on next page*



*Discontinued product*

# Mounted points
## For universal use on steel and cast steel

| $S_d$ [mm] | $L_2$ [mm] | D [mm] | T [mm] | Grit size | USA type | Opt. RPM | Max. RPM | | Item no. | Designation |
|---|---|---|---|---|---|---|---|---|---|---|
| 6 | 40 | 40 | 40 | 24 | W 238 | 16,200 | 16,200 | 5 | 31138252 | ZY 4040 6 ADW 24 M5V STEEL |
| | | | | 46 | W 238 | 16,200 | 16,200 | 5 | 31138254 | ZY 4040 6 ADW 46 M5V STEEL |
| | | 50 | 8 | 30 | - | 17,000 | 19,000 | 5 | 31378253 | ZY 5008 6 ADW 30 M5V STEEL |
| | | | 13 | 30 | - | 17,000 | 19,000 | 5 | 31331253 | ZY 5013 6 ADW 30 M5V STEEL |
| | | | 25 | 46 | W 242 | 17,000 | 19,000 | 5 | 31332254 | ZY 5025 6 ADW 46 M5V STEEL |
| 8 | 40 | 50 | 25 | 24 | W 242 | 17,000 | 19,000 | 5 | 31382252 | ZY 5025 8 ADW 24 M5V STEEL |

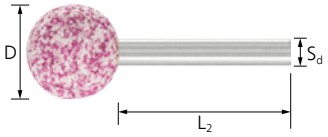


## STEEL, ball type

These mounted points are exceptionally well suited for grinding high-speed steel (HSS) moulded parts and weld dressing of weld seams on steel constructions. The ball shape KU is often used for contour grinding and backside deburring.

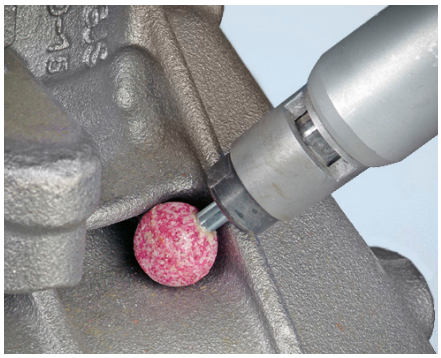

**Special features:**
- High grinding performance and stock removal rate in general use on steel materials.
- Shortened grinding times and thus cost savings due to the high stock removal rate.
- Particularly suitable for work on surfaces.

| $S_d$ [mm] | $L_2$ [mm] | D [mm] | Grit size | Opt. RPM | Max. RPM | | Item no. | Designation |
|---|---|---|---|---|---|---|---|---|
| 6 | 40 | 13 | 46 | 65,000 | 73,400 | 10 | 31706254 | KU 13 6 ADW 46 M5V STEEL |
| | | 16 | 30 | 55,000 | 59,600 | 10 | 31707253 | KU 16 6 ADW 30 M5V STEEL |
| | | | 60 | 55,000 | 59,600 | 10 | 31707256 | KU 16 6 ADW 60 M5V STEEL |
| | | 20 | 30 | 43,000 | 47,700 | 10 | 31708253 | KU 20 6 ADW 30 M5V STEEL |
| | | | 60 | 43,000 | 47,700 | 10 | 31708256 | KU 20 6 ADW 60 M5V STEEL |
| | | 25 | 60 | 35,000 | 38,100 | 10 | 31709256 | KU 25 6 ADW 60 M5V STEEL |
| | | 32 | 24 | 27,000 | 29,800 | 5 | 31710252 | KU 32 6 ADW 24 M5V STEEL |
| | | | 46 | 27,000 | 29,800 | 5 | 31710254 | KU 32 6 ADW 46 M5V STEEL |




## Cylindrical with radius end type STEEL

These mounted points are exceptionally well suited for grinding high-speed steel (HSS) moulded parts and weld dressing of weld seams on steel constructions. The cylindrical shape with radius end WR is suitable for a variety of deburring and grinding jobs.

**Special features:**
- High grinding performance and stock removal rate in general use on steel materials.
- Shortened grinding times and thus cost savings due to the high stock removal rate.
- Particularly suitable for work on surfaces.

| $S_d$ [mm] | $L_2$ [mm] | D [mm] | T [mm] | Grit size | Opt. RPM | Max. RPM | | Item no. | Designation |
|---|---|---|---|---|---|---|---|---|---|
| 6 | 40 | 13 | 20 | 46 | 65,000 | 73,400 | 10 | 31406254 | WR 1320 6 ADW 46 M5V STEEL |

# Mounted points
## For universal use on steel and cast steel






### Pointed tree type STEEL

These mounted points are exceptionally well suited for grinding high-speed steel (HSS) moulded parts and weld dressing of weld seams on steel constructions. The pointed tree shape SP is suitable for machining small holes and bores.

**Special features:**
- High grinding performance and stock removal rate in general use on steel materials.
- Shortened grinding times and thus cost savings due to the high stock removal rate.
- Particularly suitable for work on surfaces.

| $S_d$ [mm] | $L_2$ [mm] | D [mm] | T [mm] | Grit size | Opt. RPM | Max. RPM | | Item no. | Designation |
|---|---|---|---|---|---|---|---|---|---|
| 6 | 40 | 8 | 16 | 46 | 110,000 | 119,300 | 10 | 32105254 | SP 0816 6 ADW 46 M5V STEEL |
| | | 13 | 20 | 46 | 65,000 | 73,400 | 10 | 32107254 | SP 1320 6 ADW 46 M5V STEEL |
| | | 20 | 32 | 30 | 43,000 | 47,700 | 10 | 32109253 | SP 2032 6 ADW 30 M5V STEEL |
| | | | | 60 | 43,000 | 47,700 | 10 | 32109256 | SP 2032 6 ADW 60 M5V STEEL |
| | | | 50 | 30 | 30,500 | 30,500 | 10 | 32111253 | SP 2050 6 ADW 30 M5V STEEL |
| | | 25 | 40 | 30 | 35,000 | 35,000 | 10 | 32114253 | SP 2540 6 ADW 30 M5V STEEL |

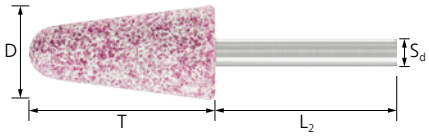


### STEEL, tapered type

These mounted points are exceptionally well suited for grinding high-speed steel (HSS) moulded parts and weld dressing of weld seams on steel constructions. The conical shape KE is designed for a comfortable working position during surface grinding and grinding of chamfers.



**Special features:**
- High grinding performance and stock removal rate in general use on steel materials.
- Shortened grinding times and thus cost savings due to the high stock removal rate.
- Particularly suitable for work on surfaces.

| $S_d$ [mm] | $L_2$ [mm] | D [mm] | T [mm] | Grit size | Opt. RPM | Max. RPM | | Item no. | Designation |
|---|---|---|---|---|---|---|---|---|---|
| 6 | 40 | 10 | 25 | 46 | 85,000 | 95,400 | 10 | 32209254 | KE 1025 6 ADW 46 M5V STEEL |
| | | | | 80 | 65,000 | 95,400 | 10 | 32209258 | KE 1025 6 ADW 80 M5V STEEL |
| | | 16 | 45 | 46 | 52,000 | 52,000 | 10 | 32210254 | KE 1645 6 ADW 46 M5V STEEL |
| | | | | 80 | 52,000 | 52,000 | 10 | 32210258 | KE 1645 6 ADW 80 M5V STEEL |
| | | 20 | 32 | 30 | 43,000 | 47,700 | 10 | 32208253 | KE 2032 6 ADW 30 M5V STEEL |
| | | | | 60 | 43,000 | 47,700 | 10 | 32208256 | KE 2032 6 ADW 60 M5V STEEL |
| | | | 40 | 30 | 43,000 | 47,700 | 10 | 32212253 | KE 2040 6 ADW 30 M5V STEEL |
| | | | | 60 | 43,000 | 47,700 | 10 | 32212256 | KE 2040 6 ADW 60 M5V STEEL |
| | | 25 | 25 | 30 | 35,000 | 38,100 | 10 | 32206253 | KE 2525 6 ADW 30 M5V STEEL |
| | | | 45 | 30 | 34,000 | 34,000 | 10 | 32211253 | KE 2545 6 ADW 30 M5V STEEL |
| | | | | 60 | 34,000 | 34,000 | 10 | 32211256 | KE 2545 6 ADW 60 M5V STEEL |
| | | | 70 | 30 | 20,400 | 20,400 | 10 | 32214253 | KE 2570 6 ADW 30 M5V STEEL |
| | | 32 | 32 | 24 | 27,000 | 29,800 | 5 | 32207252 | KE 3232 6 ADW 24 M5V STEEL |
| | | | | 46 | 27,000 | 29,800 | 5 | 32207254 | KE 3232 6 ADW 46 M5V STEEL |

# Mounted points
## For universal use on steel and cast steel

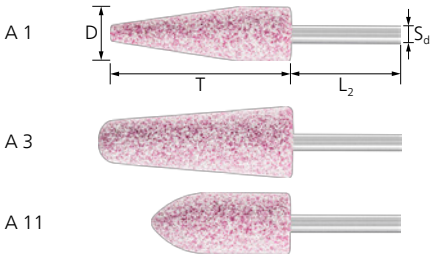


### Series A STEEL

These mounted points are exceptionally well suited for grinding high-speed steel (HSS) moulded parts and weld dressing of weld seams on a wide range of different contours on steel constructions.

**Special features:**
- High grinding performance and stock removal rate in general use on steel materials.
- Shortened grinding times and thus cost savings due to the high stock removal rate.
- Particularly suitable for work on surfaces.

| $S_d$ [mm] | $L_2$ [mm] | USA type | D [mm] | T [mm] | Grit size | Opt. RPM | Max. RPM | | Item no. | Designation |
|---|---|---|---|---|---|---|---|---|---|---|
| 6.35 | 40 | A 1 | 19 | 64 | 30 | 33,500 | 33,500 | 10 | 35001253 | A 1 6,3 ADW 30 M5V STEEL |
| | | A 11 | 22 | 50 | 30 | 30,400 | 30,400 | 10 | *35011253* | A 11 6,3 ADW 30 M5V STEEL |



### Mounted point set SSO 5300 STEEL

This set is exceptionally well suited for grinding high-speed steel (HSS) moulded parts and weld dressing of weld seams on steel constructions. It contains 100 mounted points with 6 mm shank diameter in the most common shapes and dimensions.

**Contents:**
Contains ten each of the following mounted points: 16 x 20 mm, 20 x 25 mm, 25 x 6 mm, 25 x 32 mm, 32 x 16 mm, 32 x 32 mm, 40 x 20 mm in cylindrical shape, 20 x 32 mm in pointed tree shape and 25 x 70 mm in conical shape.

**Special features:**
- High grinding performance and stock removal rate in general use on steel materials.
- Shortened grinding times and thus cost savings due to the high stock removal rate.
- Particularly suitable for work on surfaces.

| $S_d$ [mm] | Grit size | | Item no. | Designation |
|---|---|---|---|---|
| 6 | coarse | 1 | 33930001 | SSO 5300 STEEL |

## For edge grinding on steel and cast steel

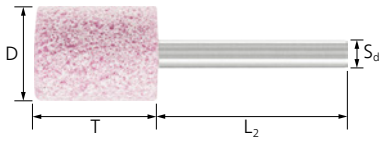


### STEEL EDGE cylindrical mounted points

These mounted points are particularly suitable for edge grinding and for deburring work, as well as for grinding chamfers for weld seam preparation and weld dressing on contours. The cylindrical shape ZY is ideal for grinding bores, radii and contours.



**Special features:**
- Long tool life and low tool wear due to hard, dimensionally stable bond.
- Economical to use due to the high edge stability even on low-speed tool drives.
- Particularly well suited to work on edges.

| $S_d$ [mm] | $L_2$ [mm] | D [mm] | T [mm] | Grit size | USA type | Opt. RPM | Max. RPM | | Item no. | Designation |
|---|---|---|---|---|---|---|---|---|---|---|
| 3 | 30 | 2 | 5 | 100 | W 141 | 150,000 | 201,800 | 10 | 31100270 | ZY 0205 3 AR 100 O5V STEEL EDGE |
| | | 3 | 6 | 100 | W 144 | 150,000 | 206,100 | 10 | 31103270 | ZY 0306 3 AR 100 O5V STEEL EDGE |
| | | | 10 | 100 | W 145 | 131,400 | 131,400 | 10 | 35805270 | ZY 0310 3 AR 100 O5V STEEL EDGE |
| | | | 13 | 100 | W 146 | 95,400 | 95,400 | 10 | 35806270 | ZY 0313 3 AR 100 O5V STEEL EDGE |
| | | 4 | 8 | 60 | - | 150,000 | 175,100 | 10 | 31105276 | ZY 0408 3 AR 60 O5V STEEL EDGE |
| | | | | 100 | - | 150,000 | 175,100 | 10 | 31105270 | ZY 0408 3 AR 100 O5V STEEL EDGE |

*Continued on next page*



*Discontinued product*

# Mounted points
## For edge grinding on steel and cast steel

PFERD TOOLS

| $S_d$ [mm] | $L_2$ [mm] | D [mm] | T [mm] | Grit size | USA type | Opt. RPM | Max. RPM | | Item no. | Designation |
|---|---|---|---|---|---|---|---|---|---|---|
| 3 | 30 | 5 | 10 | 60 | W 153 | 130,000 | 130,700 | 10 | 31107276 | ZY 0510 3 AR 60 O5V STEEL EDGE |
| | | | | 100 | W 153 | 130,000 | 130,700 | 10 | 31107270 | ZY 0510 3 AR 100 O5V STEEL EDGE |
| | | | 13 | 100 | W 154 | 114,800 | 114,800 | 10 | 35814270 | ZY 0513 3 AR 100 O5V STEEL EDGE |
| | | | 15 | 60 | - | 98,100 | 98,100 | 10 | 31142276 | ZY 0515 3 AR 60 O5V STEEL EDGE |
| | | 6 | 10 | 60 | W 162 | 100,000 | 110,500 | 10 | 35822276 | ZY 0610 3 AR 60 O5V STEEL EDGE |
| | | | | 100 | W 162 | 100,000 | 110,500 | 10 | 35822270 | ZY 0610 3 AR 100 O5V STEEL EDGE |
| | | | 13 | 60 | W 163 | 93,600 | 93,600 | 10 | 31110276 | ZY 0613 3 AR 60 O5V STEEL EDGE |
| | | | | 100 | W 163 | 93,600 | 93,600 | 10 | 31110270 | ZY 0613 3 AR 100 O5V STEEL EDGE |
| | | | 19 | 100 | W 164 | 64,500 | 64,500 | 10 | 35824270 | ZY 0619 3 AR 100 O5V STEEL EDGE |
| | | | 25 | 60 | - | 53,100 | 53,100 | 10 | 31140276 | ZY 0625 3 AR 60 O5V STEEL EDGE |
| | | 8 | 2 | 100 | W 165 | 85,000 | 119,300 | 10 | 31305270 | ZY 0802 3 AR 100 O5V STEEL EDGE |
| | | | 10 | 46 | W 169 | 85,000 | 87,600 | 10 | 31112274 | ZY 0810 3 AR 46 O5V STEEL EDGE |
| | | | | 80 | W 169 | 85,000 | 87,600 | 10 | 31112278 | ZY 0810 3 AR 80 O5V STEEL EDGE |
| | | | 13 | 80 | W 170 | 74,400 | 74,400 | 10 | 35830278 | ZY 0813 3 AR 80 O5V STEEL EDGE |
| | | | 16 | 46 | - | 61,000 | 61,000 | 10 | 31114274 | ZY 0816 3 AR 46 O5V STEEL EDGE |
| | | | | 80 | - | 61,000 | 61,000 | 10 | 31114278 | ZY 0816 3 AR 80 O5V STEEL EDGE |
| | | 10 | 2 | 100 | W 172 | 65,000 | 95,400 | 10 | 31308270 | ZY 1002 3 AR 100 O5V STEEL EDGE |
| | | | 3 | 60 | W 173 | 65,000 | 100,500 | 10 | *35833276* | ZY 1003 3 AR 60 O5V STEEL EDGE |
| | | | 10 | 80 | W 175 | 65,000 | 77,500 | 10 | 35835278 | ZY 1010 3 AR 80 O5V STEEL EDGE |
| | | | 13 | 46 | W 176 | 58,400 | 58,400 | 10 | 31116274 | ZY 1013 3 AR 46 O5V STEEL EDGE |
| | | | | 80 | W 176 | 58,400 | 58,400 | 10 | 31116278 | ZY 1013 3 AR 80 O5V STEEL EDGE |
| | | 13 | 3 | 60 | W 182 | 50,000 | 73,400 | 10 | 31311276 | ZY 1303 3 AR 60 O5V STEEL EDGE |
| | | | | 100 | W 182 | 50,000 | 73,400 | 10 | 31311270 | ZY 1303 3 AR 100 O5V STEEL EDGE |
| | | | 13 | 46 | W 185 | 45,300 | 45,300 | 10 | 31122274 | ZY 1313 3 AR 46 O5V STEEL EDGE |
| | | | | 80 | W 185 | 45,300 | 45,300 | 10 | 31122278 | ZY 1313 3 AR 80 O5V STEEL EDGE |
| | | 16 | 3 | 60 | W 191 | 42,000 | 60,000 | 10 | 35851276 | ZY 1603 3 AR 60 O5V STEEL EDGE |
| | | | 4 | 80 | - | 42,000 | 59,600 | 10 | 31314278 | ZY 1604 3 AR 80 O 5V STEEL EDGE |
| | | 19 | 3 | 60 | W 200 | 35,000 | 49,900 | 10 | 35860276 | ZY 1903 3 AR 60 O5V STEEL EDGE |
| | | 20 | 6 | 80 | W 201 | 33,000 | 47,700 | 10 | 31340278 | ZY 2006 3 AR 80 O5V STEEL EDGE |
| 6 | 40 | 4 | 8 | 60 | - | 150,000 | 177,400 | 10 | 31104276 | ZY 0408 6 AR 60 O5V STEEL EDGE |
| | | 5 | 10 | 60 | W 153 | 130,000 | 157,800 | 10 | 31106276 | ZY 0510 6 AR 60 O5V STEEL EDGE |
| | | | | 100 | W 153 | 130,000 | 157,800 | 10 | 31106270 | ZY 0510 6 AR 100 O5V STEEL EDGE |
| | | 6 | 13 | 60 | W 163 | 100,000 | 131,500 | 10 | 31109276 | ZY 0613 6 AR 60 O5V STEEL EDGE |
| | | | | 100 | W 163 | 100,000 | 131,500 | 10 | 31109270 | ZY 0613 6 AR 100 O5V STEEL EDGE |
| | | | 25 | 60 | - | 62,200 | 62,200 | 10 | 31139276 | ZY 0625 6 AR 60 O5V STEEL EDGE |
| | | 8 | 10 | 46 | W 169 | 85,000 | 119,300 | 10 | 31111274 | ZY 0810 6 AR 46 O5V STEEL EDGE |
| | | | | 80 | W 169 | 85,000 | 119,300 | 10 | 31111278 | ZY 0810 6 AR 80 O5V STEEL EDGE |
| | | | 16 | 46 | - | 85,000 | 119,300 | 10 | 31113274 | ZY 0816 6 AR 46 O5V STEEL EDGE |
| | | | | 80 | - | 85,000 | 119,300 | 10 | 31113278 | ZY 0816 6 AR 80 O5V STEEL EDGE |
| | | 10 | 13 | 46 | W 176 | 65,000 | 95,400 | 10 | 31115274 | ZY 1013 6 AR 46 O5V STEEL EDGE |
| | | | | 80 | W 176 | 65,000 | 95,400 | 10 | 31115278 | ZY 1013 6 AR 80 O5V STEEL EDGE |
| | | | 20 | 46 | W 177 | 65,000 | 95,400 | 10 | 31118274 | ZY 1020 6 AR 46 O5V STEEL EDGE |
| | | | | 80 | W 177 | 65,000 | 95,400 | 10 | 31118278 | ZY 1020 6 AR 80 O5V STEEL EDGE |
| | | | 25 | 46 | W 178 | 65,000 | 83,200 | 10 | 31119274 | ZY 1025 6 AR 46 O5V STEEL EDGE |
| | | | | 80 | W 178 | 65,000 | 83,200 | 10 | 31119278 | ZY 1025 6 AR 80 O5V STEEL EDGE |
| | | | 32 | 46 | W 179 | 62,800 | 62,800 | 10 | 31120274 | ZY 1032 6 AR 46 O5V STEEL EDGE |
| | | | | 80 | W 179 | 62,800 | 62,800 | 10 | 31120278 | ZY 1032 6 AR 80 O5V STEEL EDGE |
| | | 13 | 3 | 60 | W 182 | 50,000 | 73,400 | 10 | *31310276* | ZY 1303 6 AR 60 O5V STEEL EDGE |
| | | | 20 | 46 | W 186 | 50,000 | 73,400 | 10 | 31124274 | ZY 1320 6 AR 46 O5V STEEL EDGE |
| | | | | 80 | W 186 | 50,000 | 73,400 | 10 | *31124278* | ZY 1320 6 AR 80 O5V STEEL EDGE |
| | | | 25 | 46 | W 187 | 50,000 | 66,000 | 10 | 31125274 | ZY 1325 6 AR 46 O5V STEEL EDGE |
| | | | | 80 | W 187 | 50,000 | 66,000 | 10 | 31125278 | ZY 1325 6 AR 80 O5V STEEL EDGE |
| | | | 40 | 46 | W 188 | 42,400 | 42,400 | 10 | 31146274 | ZY 1340 6 AR 46 O5V STEEL EDGE |
| | | 16 | 10 | 30 | W 193 | 42,000 | 59,600 | 10 | *31316273* | ZY 1610 6 AR 30 O5V STEEL EDGE |

*Continued on next page*



*Discontinued product*

# Mounted points
## For edge grinding on steel and cast steel

PFERD TOOLS

| $S_d$ [mm] | $L_2$ [mm] | D [mm] | T [mm] | Grit size | USA type | Opt. RPM | Max. RPM | | Item no. | Designation |
|---|---|---|---|---|---|---|---|---|---|---|
| 6 | 40 | 16 | 20 | 30 | W 195 | 42,000 | 59,600 | 10 | 31126273 | ZY 1620 6 AR 30 O5V STEEL EDGE |
| | | | | 60 | W 195 | 42,000 | 59,600 | 10 | 31126276 | ZY 1620 6 AR 60 O5V STEEL EDGE |
| | | | 32 | 30 | - | 42,000 | 51,200 | 10 | 31127273 | ZY 1632 6 AR 30 O5V STEEL EDGE |
| | | | | 60 | - | 42,000 | 51,200 | 10 | 31127276 | ZY 1632 6 AR 60 O5V STEEL EDGE |
| | | | 40 | 30 | - | 40,500 | 40,500 | 10 | 31128273 | ZY 1640 6 AR 30 O5V STEEL EDGE |
| | | | | 60 | - | 40,500 | 40,500 | 10 | 31128276 | ZY 1640 6 AR 60 O5V STEEL EDGE |
| | | | 50 | 30 | W 197 | 31,300 | 31,300 | 10 | 31129273 | ZY 1650 6 AR 30 O5V STEEL EDGE |
| | | 20 | 20 | 30 | W 204 | 33,000 | 47,700 | 10 | 31130273 | ZY 2020 6 AR 30 O5V STEEL EDGE |
| | | | | 60 | W 204 | 33,000 | 47,700 | 10 | 31130276 | ZY 2020 6 AR 60 O5V STEEL EDGE |
| | | | 25 | 30 | W 205 | 33,000 | 47,700 | 10 | 31131273 | ZY 2025 6 AR 30 O5V STEEL EDGE |
| | | | | 60 | W 205 | 33,000 | 47,700 | 10 | 31131276 | ZY 2025 6 AR 60 O5V STEEL EDGE |
| | | | 32 | 30 | W 206 | 33,000 | 41,100 | 10 | 31132273 | ZY 2032 6 AR 30 O5V STEEL EDGE |
| | | | | 60 | W 206 | 33,000 | 41,100 | 10 | 31132276 | ZY 2032 6 AR 60 O5V STEEL EDGE |
| | | | 40 | 30 | W 207 | 32,400 | 32,400 | 10 | 31133273 | ZY 2040 6 AR 30 O5V STEEL EDGE |
| | | | | 60 | W 207 | 32,400 | 32,400 | 10 | 31133276 | ZY 2040 6 AR 60 O5V STEEL EDGE |
| | | | 50 | 30 | W 208 | 25,100 | 25,100 | 10 | 31148273 | ZY 2050 6 AR 30 O5V STEEL EDGE |
| | | 25 | 6 | 46 | W 214 | 26,000 | 38,100 | 10 | 31321274 | ZY 2506 6 AR 46 O5V STEEL EDGE |
| | | | | 80 | W 214 | 26,000 | 38,100 | 10 | 31321278 | ZY 2506 6 AR 80 O5V STEEL EDGE |
| | | | 13 | 30 | W 218 | 26,000 | 38,100 | 10 | 31323273 | ZY 2513 6 AR 30 O5V STEEL EDGE |
| | | | 16 | 60 | - | 26,000 | 38,100 | 10 | 31324276 | ZY 2516 6 AR 60 O5V STEEL EDGE |
| | | | 25 | 30 | W 220 | 26,000 | 38,100 | 10 | 31134273 | ZY 2525 6 AR 30 O5V STEEL EDGE |
| | | | | 60 | W 220 | 26,000 | 38,100 | 10 | 31134276 | ZY 2525 6 AR 60 O5V STEEL EDGE |
| | | | 32 | 30 | - | 26,000 | 32,900 | 10 | 31135273 | ZY 2532 6 AR 30 O5V STEEL EDGE |
| | | | | 60 | - | 26,000 | 32,900 | 10 | 31135276 | ZY 2532 6 AR 60 O5V STEEL EDGE |
| | | | 40 | 30 | W 221 | 26,000 | 26,000 | 10 | 31151273 | ZY 2540 6 AR 30 O5V STEEL EDGE |
| | | 32 | 6 | 46 | W 225 | 21,000 | 30,000 | 5 | 35985274 | ZY 3206 6 AR 46 O5V STEEL EDGE |
| | | | 20 | 24 | W 228 | 21,000 | 29,800 | 5 | 31327272 | ZY 3220 6 AR 24 O5V STEEL EDGE |
| | | | | 46 | W 228 | 21,000 | 29,800 | 5 | 31327274 | ZY 3220 6 AR 46 O5V STEEL EDGE |
| | | | 32 | 24 | W 230 | 21,000 | 25,700 | 5 | 31136272 | ZY 3232 6 AR 24 O5V STEEL EDGE |
| | | | | 46 | W 230 | 21,000 | 25,700 | 5 | 31136274 | ZY 3232 6 AR 46 O5V STEEL EDGE |
| | | | 40 | 24 | W 231 | 20,300 | 20,300 | 5 | 31137272 | ZY 3240 6 AR 24 O5V STEEL EDGE |
| | | | | 46 | W 231 | 20,300 | 20,300 | 5 | *31137274* | ZY 3240 6 AR 46 O5V STEEL EDGE |
| | | 40 | 6 | 46 | W 235 | 16,000 | 23,800 | 5 | 31375274 | ZY 4006 6 AR 46 O5V STEEL EDGE |
| | | | 10 | 30 | W 236 | 16,000 | 23,800 | 5 | 31328273 | ZY 4010 6 AR 30 O5V STEEL EDGE |
| | | | | 60 | W 236 | 16,000 | 23,800 | 5 | 31328276 | ZY 4010 6 AR 60 O5V STEEL EDGE |
| | | | 15 | 60 | - | 16,000 | 23,800 | 5 | *31329276* | ZY 4015 6 AR 60 O5V STEEL EDGE |
| | | | 20 | 24 | - | 16,000 | 23,800 | 5 | 31330272 | ZY 4020 6 AR 24 O5V STEEL EDGE |
| | | | | 46 | - | 16,000 | 23,800 | 5 | 31330274 | ZY 4020 6 AR 46 O5V STEEL EDGE |
| | | | 40 | 24 | W 238 | 16,000 | 16,200 | 5 | 31138272 | ZY 4040 6 AR 24 O5V STEEL EDGE |
| | | | | 46 | W 238 | 16,000 | 16,200 | 5 | 31138274 | ZY 4040 6 AR 46 O5V STEEL EDGE |
| | | 50 | 8 | 30 | - | 13,000 | 19,000 | 5 | 31378273 | ZY 5008 6 AR 30 O5V STEEL EDGE |
| | | | 13 | 30 | - | 13,000 | 19,000 | 5 | *31331273* | ZY 5013 6 AR 30 O5V STEEL EDGE |
| | | | 25 | 24 | W 242 | 13,000 | 19,000 | 5 | 31332272 | ZY 5025 6 AR 24 O5V STEEL EDGE |
| | | | | 46 | W 242 | 13,000 | 19,000 | 5 | 31332274 | ZY 5025 6 AR 46 O5V STEEL EDGE |
| 8 | 40 | 32 | 40 | 24 | W 231 | 21,000 | 29,800 | 5 | *31187272* | ZY 3240 8 AR 24 O5V STEEL EDGE |
| | | 40 | 40 | 24 | W 238 | 16,000 | 23,800 | 5 | 31188272 | ZY 4040 8 AR 24 O5V STEEL EDGE |



*Discontinued product*

# Mounted points
## For edge grinding on steel and cast steel



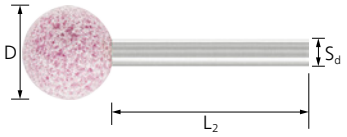


### STEEL EDGE, ball type

These mounted points are particularly suitable for edge grinding and for deburring work, as well as for grinding chamfers for weld seam preparation and weld dressing on contours. The ball shape KU is often used for contour grinding and backside deburring.

**Special features:**
- Long tool life and low tool wear due to hard, dimensionally stable bond.
- Economical to use due to the high edge stability even on low-speed tool drives.
- Particularly well suited to work on edges.

| $S_d$ [mm] | $L_2$ [mm] | D [mm] | Grit size | Opt. RPM | Max. RPM | | Item no. | Designation |
|---|---|---|---|---|---|---|---|---|
| 3 | 30 | 3 | 100 | 150,000 | 300,200 | 10 | 31702270 | KU 03 3 AR 100 O5V STEEL EDGE |
| | | 5 | 60 | 130,000 | 190,900 | 10 | 31704276 | KU 05 3 AR 60 O5V STEEL EDGE |
| | | | 100 | 130,000 | 190,900 | 10 | 31704270 | KU 05 3 AR 100 O5V STEEL EDGE |
| | | 8 | 46 | 85,000 | 116,200 | 10 | 31715274 | KU 08 3 AR 46 O5V STEEL EDGE |
| | | | 80 | 85,000 | 116,200 | 10 | 31715278 | KU 08 3 AR 80 O5V STEEL EDGE |
| | | 10 | 46 | 65,000 | 83,300 | 10 | 31712274 | KU 10 3 AR 46 O5V STEEL EDGE |
| | | | 80 | 65,000 | 83,300 | 10 | 31712278 | KU 10 3 AR 80 O5V STEEL EDGE |
| | | 13 | 46 | 50,000 | 54,000 | 10 | 31717274 | KU 13 3 AR 46 O5V STEEL EDGE |
| | | | 80 | 50,000 | 54,000 | 10 | 31717278 | KU 13 3 AR 80 O5V STEEL EDGE |
| 6 | 40 | 3 | 100 | 150,000 | 317,300 | 10 | 31701270 | KU 03 6 AR 100 O5V STEEL EDGE |
| | | 5 | 60 | 130,000 | 190,900 | 10 | 31703276 | KU 05 6 AR 60 O5V STEEL EDGE |
| | | | 100 | 130,000 | 190,900 | 10 | 31703270 | KU 05 6 AR 100 O5V STEEL EDGE |
| | | 8 | 46 | 85,000 | 119,300 | 10 | 31705274 | KU 08 6 AR 46 O5V STEEL EDGE |
| | | | 80 | 85,000 | 119,300 | 10 | 31705278 | KU 08 6 AR 80 O5V STEEL EDGE |
| | | 10 | 46 | 65,000 | 95,400 | 10 | 31711274 | KU 10 6 AR 46 O5V STEEL EDGE |
| | | | 80 | 65,000 | 95,400 | 10 | 31711278 | KU 10 6 AR 80 O5V STEEL EDGE |
| | | 13 | 46 | 50,000 | 73,400 | 10 | 31706274 | KU 13 6 AR 46 O5V STEEL EDGE |
| | | | 80 | 50,000 | 73,400 | 10 | 31706278 | KU 13 6 AR 80 O5V STEEL EDGE |
| | | 16 | 30 | 42,000 | 59,600 | 10 | 31707273 | KU 16 6 AR 30 O5V STEEL EDGE |
| | | | 60 | 42,000 | 59,600 | 10 | 31707276 | KU 16 6 AR 60 O5V STEEL EDGE |
| | | 20 | 30 | 33,000 | 47,700 | 10 | 31708273 | KU 20 6 AR 30 O5V STEEL EDGE |
| | | | 60 | 33,000 | 47,700 | 10 | 31708276 | KU 20 6 AR 60 O5V STEEL EDGE |
| | | 25 | 30 | 26,000 | 38,100 | 10 | 31709273 | KU 25 6 AR 30 O5V STEEL EDGE |
| | | | 60 | 26,000 | 38,100 | 10 | 31709276 | KU 25 6 AR 60 O5V STEEL EDGE |
| | | 32 | 24 | 21,000 | 29,800 | 5 | 31710272 | KU 32 6 AR 24 O5V STEEL EDGE |
| | | | 46 | 21,000 | 29,800 | 5 | 31710274 | KU 32 6 AR 46 O5V STEEL EDGE |




### Cylindrical with radius end type STEEL EDGE

These mounted points are particularly suitable for edge grinding and for deburring work, as well as for grinding chamfers for weld seam preparation and weld dressing on contours. The cylindrical shape with radius end WR is perfect for a variety of deburring and grinding jobs.

**Special features:**
- Long tool life and low tool wear due to hard, dimensionally stable bond.
- Economical to use due to the high edge stability even on low-speed tool drives.
- Particularly well suited to work on edges.

| $S_d$ [mm] | $L_2$ [mm] | D [mm] | T [mm] | Grit size | Opt. RPM | Max. RPM | | Item no. | Designation |
|---|---|---|---|---|---|---|---|---|---|
| 3 | 30 | 3 | 6 | 100 | 150,000 | 219,800 | 10 | 31402270 | WR 0306 3 AR 100 O5V STEEL EDGE |
| | | 5 | 10 | 60 | 130,000 | 136,500 | 10 | 31404276 | WR 0510 3 AR 60 O5V STEEL EDGE |
| | | | | 100 | 130,000 | 136,500 | 10 | 31404270 | WR 0510 3 AR 100 O5V STEEL EDGE |
| 6 | 40 | 8 | 16 | 46 | 85,000 | 119,300 | 10 | 31405274 | WR 0816 6 AR 46 O5V STEEL EDGE |
| | | | | 80 | 85,000 | 119,300 | 10 | *31405278* | WR 0816 6 AR 80 O5V STEEL EDGE |
| | | 13 | 20 | 46 | 50,000 | 73,400 | 10 | 31406274 | WR 1320 6 AR 46 O5V STEEL EDGE |
| | | | | 80 | 50,000 | 73,400 | 10 | 31406278 | WR 1320 6 AR 80 O5V STEEL EDGE |
| | | 20 | 25 | 30 | 33,000 | 47,700 | 10 | 31407273 | WR 2025 6 AR 30 O5V STEEL EDGE |
| | | | | 60 | 33,000 | 47,700 | 10 | 31407276 | WR 2025 6 AR 60 O5V STEEL EDGE |



*Discontinued product*

# Mounted points
## For edge grinding on steel and cast steel

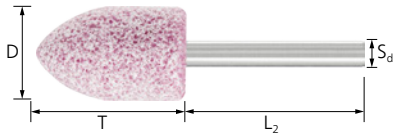


### Pointed tree type STEEL EDGE

These mounted points are particularly suitable for edge grinding and for deburring work, as well as for grinding chamfers for weld seam preparation and weld dressing on contours. The pointed tree shape SP is exceptionally well-suited for machining small holes and bores.



**Special features:**
- Long tool life and low tool wear due to hard, dimensionally stable bond.
- Economical to use due to the high edge stability even on low-speed tool drives.
- Particularly well suited to work on edges.

| $S_d$ [mm] | $L_2$ [mm] | D [mm] | T [mm] | Grit size | Opt. RPM | Max. RPM | | Item no. | Designation |
|---|---|---|---|---|---|---|---|---|---|
| 3 | 30 | 3 | 6 | 100 | 150,000 | 252,000 | 10 | 32102270 | SP 0306 3 AR 100 O5V STEEL EDGE |
| | | 5 | 10 | 60 | 130,000 | 149,500 | 10 | 32104276 | SP 0510 3 AR 60 O5V STEEL EDGE |
| | | | | 100 | 130,000 | 149,500 | 10 | 32104270 | SP 0510 3 AR 100 O5V STEEL EDGE |
| | | 8 | 16 | 46 | 72,800 | 72,800 | 10 | 32106274 | SP 0816 3 AR 46 O5V STEEL EDGE |
| | | | | 80 | 72,800 | 72,800 | 10 | 32106278 | SP 0816 3 AR 80 O5V STEEL EDGE |
| 6 | 40 | 3 | 6 | 100 | 150,000 | 255,500 | 10 | 32101270 | SP 0306 6 AR 100 O5V STEEL EDGE |
| | | 5 | 10 | 60 | 130,000 | 190,900 | 10 | 32103276 | SP 0510 6 AR 60 O5V STEEL EDGE |
| | | | | 100 | 130,000 | 190,900 | 10 | 32103270 | SP 0510 6 AR 100 O5V STEEL EDGE |
| | | 8 | 16 | 46 | 85,000 | 119,300 | 10 | 32105274 | SP 0816 6 AR 46 O5V STEEL EDGE |
| | | | | 80 | 85,000 | 119,300 | 10 | 32105278 | SP 0816 6 AR 80 O5V STEEL EDGE |
| | | 13 | 20 | 46 | 50,000 | 73,400 | 10 | 32107274 | SP 1320 6 AR 46 O5V STEEL EDGE |
| | | | | 80 | 50,000 | 73,400 | 10 | 32107278 | SP 1320 6 AR 80 O5V STEEL EDGE |
| | | 20 | 32 | 30 | 33,000 | 47,700 | 10 | 32109273 | SP 2032 6 AR 30 O5V STEEL EDGE |
| | | | | 60 | 33,000 | 47,700 | 10 | 32109276 | SP 2032 6 AR 60 O5V STEEL EDGE |
| | | | 50 | 30 | 30,500 | 30,500 | 10 | 32111273 | SP 2050 6 AR 30 O5V STEEL EDGE |
| | | 25 | 40 | 30 | 26,000 | 35,000 | 10 | 32114273 | SP 2540 6 AR 30 O5V STEEL EDGE |

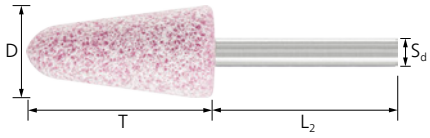


### STEEL EDGE, tapered type

These mounted points are particularly suitable for edge grinding and for deburring work, as well as for grinding chamfers for weld seam preparation and weld dressing on contours. The conical shape KE is designed for a comfortable working position when smoothing out a ridge on a surface.



**Special features:**
- Long tool life and low tool wear due to hard, dimensionally stable bond.
- Economical to use due to the high edge stability even on low-speed tool drives.
- Particularly well suited to work on edges.

| $S_d$ [mm] | $L_2$ [mm] | D [mm] | T [mm] | Grit size | Opt. RPM | Max. RPM | | Item no. | Designation |
|---|---|---|---|---|---|---|---|---|---|
| 3 | 30 | 10 | 10 | 46 | 65,000 | 95,400 | 10 | 32202274 | KE 1010 3 AR 46 O5V STEEL EDGE |
| 6 | 40 | 10 | 25 | 46 | 65,000 | 95,400 | 10 | 32209274 | KE 1025 6 AR 46 O5V STEEL EDGE |
| | | | | 80 | 65,000 | 95,400 | 10 | 32209278 | KE 1025 6 AR 80 O5V STEEL EDGE |
| | | 16 | 16 | 60 | 42,000 | 59,600 | 10 | 32204276 | KE 1616 6 AR 60 O5V STEEL EDGE |
| | | | 45 | 46 | 42,000 | 52,000 | 10 | 32210274 | KE 1645 6 AR 46 O5V STEEL EDGE |
| | | | | 80 | 42,000 | 52,000 | 10 | 32210278 | KE 1645 6 AR 80 O5V STEEL EDGE |

*Continued on next page*

# Mounted points
## For edge grinding on steel and cast steel

PFERD TOOLS

| $S_d$ [mm] | $L_2$ [mm] | D [mm] | T [mm] | Grit size | Opt. RPM | Max. RPM | | Item no. | Designation |
|---|---|---|---|---|---|---|---|---|---|
| 6 | 40 | 20 | 20 | 30 | 33,000 | 47,700 | 10 | 32205273 | KE 2020 6 AR 30 O5V STEEL EDGE |
| | | | 32 | 30 | 33,000 | 47,700 | 10 | 32208273 | KE 2032 6 AR 30 O5V STEEL EDGE |
| | | | | 60 | 33,000 | 47,700 | 10 | 32208276 | KE 2032 6 AR 60 O5V STEEL EDGE |
| | | | 40 | 30 | 33,000 | 47,700 | 10 | 32212273 | KE 2040 6 AR 30 O5V STEEL EDGE |
| | | | | 60 | 33,000 | 47,700 | 10 | 32212276 | KE 2040 6 AR 60 O5V STEEL EDGE |
| | | 25 | 25 | 30 | 26,000 | 38,100 | 10 | 32206273 | KE 2525 6 AR 30 O5V STEEL EDGE |
| | | | | 60 | 26,000 | 38,100 | 10 | 32206276 | KE 2525 6 AR 60 O5V STEEL EDGE |
| | | | 45 | 30 | 26,000 | 34,000 | 10 | 32211273 | KE 2545 6 AR 30 O5V STEEL EDGE |
| | | | | 60 | 26,000 | 34,000 | 10 | 32211276 | KE 2545 6 AR 60 O5V STEEL EDGE |
| | | | 70 | 30 | 20,400 | 20,400 | 10 | 32214273 | KE 2570 6 AR 30 O5V STEEL EDGE |
| | | 32 | 32 | 24 | 21,000 | 29,800 | 5 | 32207272 | KE 3232 6 AR 24 O5V STEEL EDGE |
| | | | | 46 | 21,000 | 29,800 | 5 | 32207274 | KE 3232 6 AR 46 O5V STEEL EDGE |
| 8 | 40 | 32 | 50 | 24 | 21,000 | 29,800 | 5 | 32216272 | KE 3250 8 AR 24 O5V STEEL EDGE |




### STEEL EDGE cups

These mounted points are particularly suitable for edge grinding and for deburring work, as well as for grinding chamfers for weld seam preparation and weld dressing on contours. The cup shape TO is ideal for work on profiles, planar surfaces and ledges, without the cylindrical surface being damaged.

**Special features:**
- Long tool life and low tool wear due to hard, dimensionally stable bond.
- Economical to use due to the high edge stability even on low-speed tool drives.
- Particularly well suited to work on edges.

| $S_d$ [mm] | $L_2$ [mm] | D [mm] | T [mm] | Grit size | Opt. RPM | Max. RPM | | Item no. | Designation |
|---|---|---|---|---|---|---|---|---|---|
| 6 | 40 | 20 | 16 | 30 | 33,000 | 47,700 | 10 | 32901273 | TO 2016 6 AR 30 O5V STEEL EDGE |
| | | | | 60 | 33,000 | 47,700 | 10 | 32901276 | TO 2016 6 AR 60 O5V STEEL EDGE |
| | | 32 | 25 | 24 | 21,000 | 29,800 | 5 | 32903272 | TO 3225 6 AR 24 O5V STEEL EDGE |
| | | | | 46 | 21,000 | 29,800 | 5 | 32903274 | TO 3225 6 AR 46 O5V STEEL EDGE |

# Mounted points
## For edge grinding on steel and cast steel




### Series A STEEL EDGE

These mounted points are particularly suitable for edge grinding and for deburring work, as well as for grinding chamfers for weld seam preparation and weld dressing on a wide range of different contours.

**Special features:**

- Long tool life and low tool wear due to hard, dimensionally stable bond.
- Economical to use due to the high edge stability even on low-speed tool drives.
- Particularly well suited to work on edges.



| $S_d$ [mm] | $L_2$ [mm] | USA type | D [mm] | T [mm] | Grit size | Opt. RPM | Max. RPM | | Item no. | Designation |
|---|---|---|---|---|---|---|---|---|---|---|
| 6 | 40 | A 1 | 19 | 64 | 30 | 30,400 | 30,400 | 10 | 35501273 | A 1 6 AR 30 O5V STEEL EDGE |
| | | A 2 | 25 | 32 | 30 | 26,000 | 37,500 | 10 | 35502273 | A 2 6 AR 30 O5V STEEL EDGE |
| | | A 3 | 25 | 70 | 30 | 18,600 | 18,600 | 10 | 35503273 | A 3 6 AR 30 O5V STEEL EDGE |
| | | A 4 | 32 | 32 | 30 | 21,000 | 30,000 | 5 | 35504273 | A 4 6 AR 30 O5V STEEL EDGE |
| | | A 5 | 19 | 29 | 30 | 35,000 | 49,900 | 10 | 35505273 | A 5 6 AR 30 O5V STEEL EDGE |
| | | A 6 | 19 | 29 | 30 | 35,000 | 49,900 | 10 | 35506273 | A 6 6 AR 30 O5V STEEL EDGE |
| | | A 11 | 22 | 50 | 30 | 27,600 | 27,600 | 10 | 35511273 | A 11 6 AR 30 O5V STEEL EDGE |
| | | A 12 | 17 | 32 | 30 | 40,000 | 54,500 | 10 | 35512273 | A 12 6 AR 30 O5V STEEL EDGE |
| | | A 14 | 17 | 22 | 30 | 40,000 | 54,500 | 10 | 35514273 | A 14 6 AR 30 O5V STEEL EDGE |
| | | A 15 | 6 | 27 | 60 | 100,000 | 112,900 | 10 | 35515296 | A 15 6 AR 60 O5V STEEL EDGE |
| | | | | | 100 | 100,000 | 112,900 | 10 | 35515290 | A 15 6 AR 100 O5V STEEL EDGE |
| | | A 21 | 25 | 25 | 30 | 26,000 | 37,500 | 10 | 35521273 | A 21 6 AR 30 O5V STEEL EDGE |
| | | A 24 | 6 | 19 | 60 | 100,000 | 117,400 | 10 | 35524276 | A 24 6 AR 60 O5V STEEL EDGE |
| | | | | | 100 | 100,000 | 117,400 | 10 | 35524270 | A 24 6 AR 100 O5V STEEL EDGE |
| | | A 25 | 25 | 25 | 30 | 26,000 | 37,500 | 10 | 35525273 | A 25 6 AR 30 O5V STEEL EDGE |
| | | A 26 | 16 | 16 | 30 | 42,000 | 60,000 | 10 | 35526273 | A 26 6 AR 30 O5V STEEL EDGE |
| | | A 34 | 38 | 10 | 30 | 18,000 | 25,000 | 5 | 35534273 | A 34 6 AR 30 O5V STEEL EDGE |
| | | A 36 | 41 | 10 | 60 | 16,000 | 23,100 | 5 | 35536276 | A 36 6 AR 60 O5V STEEL EDGE |
| | | A 37 | 32 | 6 | 60 | 21,000 | 30,000 | 5 | 35537276 | A 37 6 AR 60 O5V STEEL EDGE |
| 6.35 | 40 | A 1 | 19 | 64 | 30 | 33,500 | 33,500 | 10 | 35001273 | A 1 6,3 AR 30 O5V STEEL EDGE |
| | | A 2 | 25 | 32 | 30 | 26,000 | 37,500 | 10 | 35002273 | A 2 6,3 AR 30 O5V STEEL EDGE |
| | | A 3 | 25 | 70 | 30 | 18,600 | 18,600 | 10 | 35003273 | A 3 6,3 AR 30 O5V STEEL EDGE |
| | | A 4 | 32 | 32 | 30 | 21,000 | 30,000 | 5 | 35004273 | A 4 6,3 AR 30 O5V STEEL EDGE |
| | | A 5 | 19 | 29 | 30 | 35,000 | 49,900 | 10 | 35005273 | A 5 6,3 AR 30 O5V STEEL EDGE |
| | | A 11 | 22 | 50 | 30 | 30,400 | 30,400 | 10 | 35011273 | A 11 6,3 AR 30 O5V STEEL EDGE |
| | | A 12 | 17 | 32 | 30 | 40,000 | 54,500 | 10 | 35012273 | A 12 6,3 AR 30 O5V STEEL EDGE |
| | | A 15 | 6 | 27 | 60 | 100,000 | 112,900 | 10 | *35015296* | A 15 6,3 AR 60 O5V STEEL EDGE |
| | | A 24 | 6 | 19 | 60 | 100,000 | 117,400 | 10 | 35024276 | A 24 6,3 AR 60 O5V STEEL EDGE |
| | | A 25 | 25 | 25 | 30 | 26,000 | 37,500 | 10 | 35025273 | A 25 6,3 AR 30 O5V STEEL EDGE |
| | | A 36 | 41 | 10 | 60 | 16,000 | 23,100 | 5 | *35036276* | A 36 6,3 AR 60 O5V STEEL EDGE |
| | | A 37 | 32 | 6 | 60 | 21,000 | 30,000 | 5 | *35037276* | A 37 6,3 AR 60 O5V STEEL EDGE |

*Discontinued product*

# Mounted points
## For edge grinding on steel and cast steel

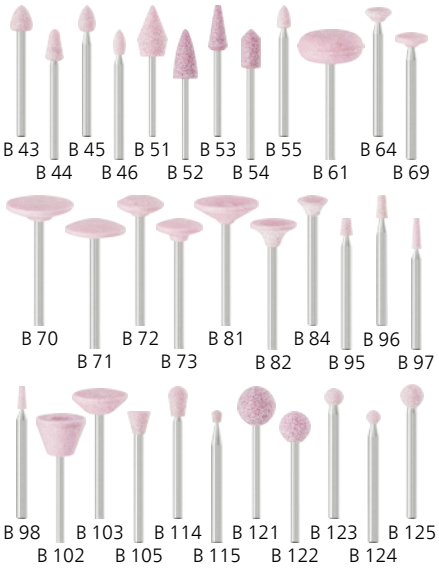


### Series B STEEL EDGE

These mounted points are particularly suitable for edge grinding and for deburring work, as well as for grinding chamfers for weld seam preparation and weld dressing on a wide range of different contours on smaller or more delicate components.

**Special features:**

- Long tool life and low tool wear due to hard, dimensionally stable bond.
- Economical to use due to the high edge stability even on low-speed tool drives.
- Particularly well suited to work on edges.

| $S_d$ [mm] | $L_2$ [mm] | USA type | D [mm] | T [mm] | Grit size | Opt. RPM | Max. RPM | | Item no. | Designation |
|---|---|---|---|---|---|---|---|---|---|---|
| 3 | 30 | B 43 | 6 | 8 | 100 | 100,000 | 149,200 | 10 | 35603270 | B 43 3 AR 100 O5V STEEL EDGE |
| | | B 44 | 6 | 10 | 100 | 100,000 | 141,100 | 10 | 35604270 | B 44 3 AR 100 O5V STEEL EDGE |
| | | B 45 | 5 | 8 | 100 | 130,000 | 181,900 | 10 | 35605270 | B 45 3 AR 100 O5V STEEL EDGE |
| | | B 46 | 3 | 8 | 100 | 150,000 | 267,100 | 10 | 35606270 | B 46 3 AR 100 O5V STEEL EDGE |
| | | B 51 | 11 | 19 | 80 | 60,000 | 63,600 | 10 | 35611278 | B 51 3 AR 80 O5V STEEL EDGE |
| | | B 52 | 10 | 19 | 46 | 65,000 | 66,200 | 10 | 35612274 | B 52 3 AR 46 O5V STEEL EDGE |
| | | | | | 80 | 65,000 | 66,200 | 10 | 35612278 | B 52 3 AR 80 O5V STEEL EDGE |
| | | B 53 | 6 | 16 | 60 | 100,000 | 149,200 | 10 | 35613276 | B 53 3 AR 60 O5V STEEL EDGE |
| | | | | | 100 | 100,000 | 149,200 | 10 | 35613270 | B 53 3 AR 100 O5V STEEL EDGE |
| | | B 54 | 6 | 13 | 60 | 100,000 | 101,500 | 10 | 35614276 | B 54 3 AR 60 O5V STEEL EDGE |
| | | | | | 100 | 100,000 | 101,500 | 10 | 35614270 | B 54 3 AR 100 O5V STEEL EDGE |
| | | B 55 | 3 | 6 | 100 | 150,000 | 257,000 | 10 | 35615270 | B 55 3 AR 100 O5V STEEL EDGE |
| | | B 70 | 19 | 3 | 100 | 35,000 | 49,900 | 10 | 35630270 | B 70 3 AR 100 O5V STEEL EDGE |
| | | B 71 | 16 | 2 | 100 | 42,000 | 60,000 | 10 | 35631270 | B 71 3 AR 100 O5V STEEL EDGE |
| | | B 72 | 13 | 3 | 100 | 50,000 | 75,100 | 10 | 35632270 | B 72 3 AR 100 O5V STEEL EDGE |
| | | B 73 | 13 | 3 | 100 | 50,000 | 75,100 | 10 | 35633270 | B 73 3 AR 100 O5V STEEL EDGE |
| | | B 81 | 19 | 8 | 100 | 35,000 | 49,900 | 10 | 35641270 | B 81 3 AR 100 O5V STEEL EDGE |
| | | B 96 | 3 | 6 | 100 | 150,000 | 236,100 | 10 | 35656270 | B 96 3 AR 100 O5V STEEL EDGE |
| | | B 97 | 2 | 10 | 100 | 107,300 | 107,300 | 10 | 35657270 | B 97 3 AR 100 O5V STEEL EDGE |
| | | B 98 | 2 | 6 | 100 | 150,000 | 168,300 | 10 | 35658270 | B 98 3 AR 100 O5V STEEL EDGE |
| | | B 102 | 16 | 13 | 80 | 42,000 | 46,400 | 10 | *35662278* | B 102 3 AR 80 O5V STEEL EDGE |
| | | B 103 | 16 | 5 | 80 | 42,000 | 60,000 | 10 | 35663278 | B 103 3 AR 80 O5V STEEL EDGE |
| | | B 105 | 6 | 6 | 100 | 100,000 | 149,200 | 10 | 35665270 | B 105 3 AR 100 O5V STEEL EDGE |
| | | B 114 | 6 | 10 | 100 | 100,000 | 136,900 | 10 | 35674270 | B 114 3 AR 100 O5V STEEL EDGE |
| | | B 121 | 13 | 13 | 46 | 50,000 | 56,200 | 10 | 35681274 | B 121 3 AR 46 O5V STEEL EDGE |
| | | B 122 | 10 | 10 | 46 | 65,000 | 90,200 | 10 | 35682274 | B 122 3 AR 46 O5V STEEL EDGE |
| | | | | | 80 | 65,000 | 90,200 | 10 | 35682278 | B 122 3 AR 80 O5V STEEL EDGE |
| | | B 123 | 5 | 5 | 100 | 130,000 | 198,900 | 10 | 35683270 | B 123 3 AR 100 O5V STEEL EDGE |
| | | B 124 | 3 | 3 | 100 | 150,000 | 291,800 | 10 | 35684270 | B 124 3 AR 100 O5V STEEL EDGE |
| | | B 125 | 6 | 6 | 100 | 100,000 | 149,200 | 10 | 35685270 | B 125 3 AR 100 O5V STEEL EDGE |



*Discontinued product*

# Mounted points
## For edge grinding on steel and cast steel



### Mounted point set 2002 STEEL EDGE

This set is particularly suitable for edge grinding and for deburring work, as well as for grinding chamfers for weld seam preparation and weld dressing on contours. It contains 15 small mounted points in the most common shapes and dimensions for finishing work.

**Contents:**
Contains two each of the following mounted points: 5 x 10 mm, 8 x 10 mm, 16 x 4 mm in cylindrical shape; and one each of the following mounted points: 4 x 8 mm, 6 x 13 mm, 8 x 2 mm, 10 x 13 mm, 13 x 3 mm in cylindrical shape, 5 x 10 mm in cylindrical shape with radius end, in ball shape with dia. 5 mm, 3 x 6 mm and 8 x 16 mm in pointed tree shape.

**Special features:**
- Long tool life and low tool wear due to hard, dimensionally stable bond.
- Economical to use due to the high edge stability even on low-speed tool drives.
- Particularly well suited to work on edges.

| $S_d$ [mm] | Grit size | | Item no. | Designation |
|---|---|---|---|---|
| 3 | fine | 1 | 33920231 | 2002 O F STEEL EDGE |



### Mounted point set 2001 STEEL EDGE

This set is particularly suitable for edge grinding and for deburring work, as well as for grinding chamfers for weld seam preparation and weld dressing on contours. It contains 10 mounted points in the most common shapes and dimensions.

**Contents:**
Contains one each of the following mounted points: in cylindrical shape 10 x 13 mm, 13 x 20 mm, 20 x 6 mm, 20 x 13 mm, 20 x 25 mm, in ball shape dia. 16 mm, in cylindrical shape with radius end 20 x 25 mm, in conical shape 20 x 20 mm, 20 x 32 mm and in pointed tree shape 13 x 20 mm.

**Special features:**
- Long tool life and low tool wear due to hard, dimensionally stable bond.
- Economical to use due to the high edge stability even on low-speed tool drives.
- Particularly well suited to work on edges.

| $S_d$ [mm] | Grit size | | Item no. | Designation |
|---|---|---|---|---|
| 6 | coarse | 1 | 33920131 | 2001 O G STEEL EDGE |

## For universal use on materials that are difficult to machine




### TOUGH, cylindrical type

These mounted points are particularly suitable for weld dressing on repair welds, reworking on turbine blades during aircraft maintenance, and regrinding of repair welds in tool and mould-making. The cylindrical shape ZY is ideal for grinding bores, radii and contours.



**Special features:**
- Cool grinding as the grain mix is easy to break down.
- High stock removal rates and very good tool life.
- Constant stock removal rates thanks to the self-sharpening qualities of the ceramic oxide grain.

| $S_d$ [mm] | $L_2$ [mm] | D [mm] | T [mm] | Grit size | USA type | Opt. RPM | Max. RPM | | Item no. | Designation |
|---|---|---|---|---|---|---|---|---|---|---|
| 3 | 45 | 1 | 5 | 320 | - | 104,200 | 104,200 | 10 | 31191340 | ZY 0105 3 AWCO 320 J5V TOUGH |
| | 44 | 1.5 | 8 | 320 | - | 104,700 | 104,700 | 10 | 31192340 | ZY 1,508 3 AWCO 320 J5V TOUGH |
| | | 1.7 | 8 | 320 | - | 112,300 | 112,300 | 10 | 31193340 | ZY 1,708 3 AWCO 320 J5V TOUGH |
| | 30 | 2 | 5 | 80 | W 141 | 150,000 | 201,800 | 10 | 31100340 | ZY 0205 3 AWCO 80 J5V TOUGH |
| | | | | 100 | W 141 | 150,000 | 201,800 | 10 | 31100350 | ZY 0205 3 AWCO 100 J5V TOUGH |
| | | 3 | 6 | 60 | W 144 | 150,000 | 206,100 | 10 | 31103135 | ZY 0306 3 AWCO 60 J5V TOUGH |
| | | | | 80 | W 144 | 150,000 | 206,100 | 10 | 31103140 | ZY 0306 3 AWCO 80 J5V TOUGH |

*Continued on next page*

# Mounted points
## For universal use on materials that are difficult to machine

PFERD TOOLS



| $S_d$ [mm] | $L_2$ [mm] | D [mm] | T [mm] | Grit size | USA type | Opt. RPM | Max. RPM | | Item no. | Designation |
|---|---|---|---|---|---|---|---|---|---|---|
| 3 | 30 | 3 | 6 | 100 | W 144 | 150,000 | 206,100 | 10 | 31103145 | ZY 0306 3 AWCO 100 J5V TOUGH |
| | | 4 | 8 | 60 | - | 150,000 | 175,100 | 10 | 31105135 | ZY 0408 3 AWCO 60 J5V TOUGH |
| | | | | 80 | - | 150,000 | 175,100 | 10 | 31105140 | ZY 0408 3 AWCO 80 J5V TOUGH |
| | | | | 100 | - | 150,000 | 175,100 | 10 | 31105145 | ZY 0408 3 AWCO 100 J5V TOUGH |
| | | 5 | 10 | 60 | W 153 | 130,700 | 130,700 | 10 | 31107135 | ZY 0510 3 AWCO 60 J5V TOUGH |
| | | | | 80 | W 153 | 130,700 | 130,700 | 10 | 31107140 | ZY 0510 3 AWCO 80 J5V TOUGH |
| | | | | 100 | W 153 | 130,700 | 130,700 | 10 | 31107145 | ZY 0510 3 AWCO 100 J5V TOUGH |
| | | 6 | 13 | 46 | W 163 | 93,600 | 93,600 | 10 | 31110130 | ZY 0613 3 AWCO 46 J5V TOUGH |
| | | | | 60 | W 163 | 93,600 | 93,600 | 10 | 31110138 | ZY 0613 3 AWCO 60 J5V TOUGH |
| | | | | 80 | W 163 | 93,600 | 93,600 | 10 | 31110140 | ZY 0613 3 AWCO 80 J5V TOUGH |
| | | | | 100 | W 163 | 93,600 | 93,600 | 10 | 31110145 | ZY 0613 3 AWCO 100 J5V TOUGH |
| | | 8 | 10 | 46 | W 169 | 87,600 | 87,600 | 10 | 31112030 | ZY 0810 3 AWCO 46 J5V TOUGH |
| | | | 16 | 46 | - | 61,000 | 61,000 | 10 | 31114130 | ZY 0816 3 AWCO 46 J5V TOUGH |
| | | | | 60 | - | 61,000 | 61,000 | 10 | 31114132 | ZY 0816 3 AWCO 60 J5V TOUGH |
| | | | | 80 | - | 61,000 | 61,000 | 10 | 31114135 | ZY 0816 3 AWCO 80 J5V TOUGH |
| | | 10 | 13 | 80 | W 176 | 58,400 | 58,400 | 10 | 31116230 | ZY 1013 3 AWCO 80 J5V TOUGH |
| | | 13 | 3 | 60 | W 182 | 65,000 | 73,400 | 10 | 31311376 | ZY 1303 3 AWCO 60 J5V TOUGH |
| | | 20 | 6 | 46 | W 201 | 45,000 | 47,700 | 10 | 31317370 | ZY 2006 3 AWCO 46 J5V TOUGH |
| | | | | 60 | W 201 | 45,000 | 47,700 | 10 | 31317376 | ZY 2006 3 AWCO 60 J5V TOUGH |
| 6 | 40 | 5 | 10 | 100 | W 153 | 150,000 | 157,800 | 10 | *31106230* | ZY 0510 6 AWCO 100 J5V TOUGH |
| | | 8 | 16 | 46 | - | 100,000 | 119,300 | 10 | 31114136 | ZY 0816 6 AWCO 46 J5V TOUGH |
| | | | | 80 | - | 100,000 | 119,300 | 10 | 31114140 | ZY 0816 6 AWCO 80 J5V TOUGH |
| | | 10 | 13 | 46 | W 176 | 85,000 | 95,400 | 10 | 31115336 | ZY 1013 6 AWCO 46 J5V TOUGH |
| | | | | 80 | W 176 | 85,000 | 95,400 | 10 | 31115340 | ZY 1013 6 AWCO 80 J5V TOUGH |
| | | | 20 | 46 | - | 85,000 | 95,400 | 10 | 31118336 | ZY 1020 6 AWCO 46 J5V TOUGH |
| | | | | 80 | - | 85,000 | 95,400 | 10 | 31118340 | ZY 1020 6 AWCO 80 J5V TOUGH |
| | | 13 | 25 | 46 | W 187 | 65,000 | 66,000 | 10 | 31125336 | ZY 1325 6 AWCO 46 J5V TOUGH |
| | | | | 80 | W 187 | 65,000 | 66,000 | 10 | 31125340 | ZY 1325 6 AWCO 80 J5V TOUGH |
| | | 16 | 20 | 46 | W 195 | 55,000 | 59,600 | 10 | 31126336 | ZY 1620 6 AWCO 46 J5V TOUGH |
| | | | | 60 | W 195 | 55,000 | 59,600 | 10 | 31126338 | ZY 1620 6 AWCO 60 J5V TOUGH |
| | | | 32 | 30 | - | 51,200 | 51,200 | 10 | 31127330 | ZY 1632 6 AWCO 30 J5V TOUGH |
| | | | | 46 | - | 51,200 | 51,200 | 10 | 31127336 | ZY 1632 6 AWCO 46 J5V TOUGH |
| | | | | 60 | - | 51,200 | 51,200 | 10 | 31127338 | ZY 1632 6 AWCO 60 J5V TOUGH |
| | | 20 | 25 | 30 | W 205 | 45,000 | 47,700 | 10 | 31131330 | ZY 2025 6 AWCO 30 J5V TOUGH |
| | | | | 46 | W 205 | 45,000 | 47,700 | 10 | 31131336 | ZY 2025 6 AWCO 46 J5V TOUGH |
| | | | | 60 | W 205 | 45,000 | 47,700 | 10 | 31131338 | ZY 2025 6 AWCO 60 J5V TOUGH |
| | | | 40 | 30 | W 207 | 32,400 | 32,400 | 10 | 31133259 | ZY 2040 6 AWCO 30 J5V TOUGH |
| | | | | 46 | W 207 | 32,400 | 32,400 | 10 | 31133260 | ZY 2040 6 AWCO 46 J5V TOUGH |
| | | | | 60 | W 207 | 32,400 | 32,400 | 10 | 31133263 | ZY 2040 6 AWCO 60 J5V TOUGH |
| | | 25 | 25 | 30 | W 220 | 35,000 | 38,100 | 10 | 31134130 | ZY 2525 6 AWCO 30 J5V TOUGH |
| | | 32 | 32 | 24 | W 230 | 25,700 | 25,700 | 5 | 31136330 | ZY 3232 6 AWCO 24 J5V TOUGH |
| | | | | 46 | W 230 | 25,700 | 25,700 | 5 | 31136336 | ZY 3232 6 AWCO 46 J5V TOUGH |
| | | 40 | 10 | 46 | W 236 | 22,000 | 23,800 | 5 | 31328846 | ZY 4010 6 AWCO 46 J5V TOUGH |
| | | | | 60 | W 236 | 22,000 | 23,800 | 5 | 31328860 | ZY 4010 6 AWCO 60 J5V TOUGH |
| | | | 20 | 46 | - | 22,000 | 23,800 | 5 | 31138036 | ZY 4020 6 AWCO 46 J5V TOUGH |



*Discontinued product*

# Mounted points
## For universal use on materials that are difficult to machine




### TOUGH, ball type

These mounted points are particularly suitable for weld dressing on repair welds, reworking on turbine blades during aircraft maintenance, and regrinding of repair welds in tool and mould-making. The ball shape KU is often used for contour grinding and backside deburring.



**Special features:**
- Cool grinding as the grain mix is easy to break down.
- High stock removal rates and very good tool life.
- Constant stock removal rates thanks to the self-sharpening qualities of the ceramic oxide grain.

| $S_d$ [mm] | $L_2$ [mm] | D [mm] | Grit size | Opt. RPM | Max. RPM | | Item no. | Designation |
|---|---|---|---|---|---|---|---|---|
| 3 | 30 | 3 | 60 | 150,000 | 300,200 | 10 | 31702260 | KU 03 3 AWCO 60 J5V TOUGH |
| | | | 80 | 150,000 | 300,200 | 10 | 31702280 | KU 03 3 AWCO 80 J5V TOUGH |
| | | 6 | 60 | 140,000 | 159,100 | 10 | 31704530 | KU 06 3 AWCO 60 J5V TOUGH |
| | | | 80 | 140,000 | 159,100 | 10 | 31704540 | KU 06 3 AWCO 80 J5V TOUGH |
| | | | 100 | 140,000 | 159,100 | 10 | 31704545 | KU 06 3 AWCO 100 J5V TOUGH |
| | | 8 | 80 | 100,000 | 116,200 | 10 | 31705340 | KU 08 3 AWCO 80 J5V TOUGH |
| | | | 100 | 100,000 | 116,200 | 10 | 31705345 | KU 08 3 AWCO 100 J5V TOUGH |

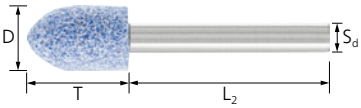


### TOUGH, tree type

These mounted points are particularly suitable for weld dressing on repair welds, reworking on turbine blades during aircraft maintenance, and regrinding of repair welds in tool and mould-making. The pointed tree shape SP is exceptionally well-suited for machining small holes and bores.



**Special features:**
- Cool grinding as the grain mix is easy to break down.
- High stock removal rates and very good tool life.
- Constant stock removal rates thanks to the self-sharpening qualities of the ceramic oxide grain.

| $S_d$ [mm] | $L_2$ [mm] | D [mm] | T [mm] | Grit size | Opt. RPM | Max. RPM | | Item no. | Designation |
|---|---|---|---|---|---|---|---|---|---|
| 3 | 30 | 3 | 6 | 60 | 150,000 | 252,000 | 10 | 32102410 | SP 0306 3 AWCO 60 J5V TOUGH |
| | | | | 80 | 150,000 | 252,000 | 10 | 32102420 | SP 0306 3 AWCO 80 J5V TOUGH |
| | | | | 100 | 150,000 | 252,000 | 10 | 32102430 | SP 0306 3 AWCO 100 J5V TOUGH |
| | | 4 | 8 | 80 | 150,000 | 195,400 | 10 | 32102620 | SP 0408 3 AWCO 80 J5V TOUGH |
| | | | | 100 | 150,000 | 195,400 | 10 | *32102630* | SP 0408 3 AWCO 100 J5V TOUGH |
| | | 5 | 10 | 100 | 149,500 | 149,500 | 10 | 32140230 | SP 0510 3 AWCO 100 J5V TOUGH |
| | | 6 | 10 | 60 | 134,100 | 134,100 | 10 | 32104410 | SP 0610 3 AWCO 60 J5V TOUGH |
| | | | 13 | 46 | 108,100 | 108,100 | 10 | 32104535 | SP 0613 3 AWCO 46 J5V TOUGH |
| | | | | 80 | 108,100 | 108,100 | 10 | 32104540 | SP 0613 3 AWCO 80 J5V TOUGH |
| | | 8 | 16 | 46 | 72,800 | 72,800 | 10 | 32105335 | SP 0816 3 AWCO 46 J5V TOUGH |
| | | | | 60 | 72,800 | 72,800 | 10 | 32105338 | SP 0816 3 AWCO 60 J5V TOUGH |
| | | | | 80 | 72,800 | 72,800 | 10 | 32105340 | SP 0816 3 AWCO 80 J5V TOUGH |
| | | | | 100 | 72,800 | 72,800 | 10 | 32105345 | SP 0816 3 AWCO 100 J5V TOUGH |
| 6 | 40 | 13 | 20 | 46 | 65,000 | 73,400 | 10 | 32107336 | SP 1320 6 AWCO 46 J5V TOUGH |
| | | | | 60 | 65,000 | 73,400 | 10 | 32107338 | SP 1320 6 AWCO 60 J5V TOUGH |
| | | | | 80 | 65,000 | 73,400 | 10 | 32107340 | SP 1320 6 AWCO 80 J5V TOUGH |

*Discontinued product*

# Mounted points
## For universal use on materials that are difficult to machine

PFERD TOOLS






### TOUGH, tapered type

These mounted points are particularly suitable for weld dressing on repair welds, reworking on turbine blades during aircraft maintenance, and regrinding of repair welds in tool and mould-making. The conical shape KE is designed for a comfortable working position during surface grinding and grinding of chamfers.



**Special features:**
- Cool grinding as the grain mix is easy to break down.
- High stock removal rates and very good tool life.
- Constant stock removal rates thanks to the self-sharpening qualities of the ceramic oxide grain.

| $S_d$ [mm] | $L_2$ [mm] | D [mm] | T [mm] | Grit size | Opt. RPM | Max. RPM | | Item no. | Designation |
|---|---|---|---|---|---|---|---|---|---|
| 6 | 40 | 10 | 25 | 46 | 85,000 | 95,400 | 10 | 32209336 | KE 1025 6 AWCO 46 J5V TOUGH |
| | | | | 60 | 85,000 | 95,400 | 10 | 32209338 | KE 1025 6 AWCO 60 J5V TOUGH |
| | | 16 | 45 | 46 | 52,000 | 52,000 | 10 | 32210336 | KE 1645 6 AWCO 46 J5V TOUGH |
| | | | | 60 | 52,000 | 52,000 | 10 | 32210338 | KE 1645 6 AWCO 60 J5V TOUGH |



### Mounted point set 2002 TOUGH

This set is particularly suitable for weld dressing on repair welds, reworking on turbine blades during aircraft maintenance, and regrinding of repair welds in tool and mould-making. It contains 15 small mounted points with 3 mm shank diameter in the most common shapes for finishing work.

**Contents:**
Contains one each of the following mounted points: in cylindrical shape 2 x 5 mm, 3 x 6 mm, 4 x 8 mm, 5 x 10 mm, 6 x 13 mm, ZY 8 x 16 mm, 13 x 3 mm, 20 x 6 mm, in ball shape dia. 3 mm, dia. 6 mm, dia. 8 mm, in pointed tree shape 3 x 6 mm, 4 x 8 mm, 6 x 13 mm, 8 x 16 mm.

**Special features:**
- Cool grinding as the grain mix is easy to break down.
- High stock removal rates and very good tool life.
- Constant stock removal rates thanks to the self-sharpening qualities of the ceramic oxide grain.

| $S_d$ [mm] | Grit size | | Item no. | Designation |
|---|---|---|---|---|
| 3 | fine | 1 | 33920235 | 2002 J F TOUGH |



### Mounted point set 2001 TOUGH

This set is particularly suitable for weld dressing on repair welds, reworking on turbine blades during aircraft maintenance, and regrinding of repair welds in tool and mould-making. It contains 10 mounted points with 6 mm shank diameter in the most common shapes and dimensions.

**Contents:**
Contains one each of the following mounted points: in cylindrical shape 10 x 13 mm, 13 x 25 mm, 16 x 20 mm, 20 x 25 mm, 20 x 40 mm, 40 x 10 mm, in ball shape dia. 13, in pointed tree shape 13 x 20 mm and in conical shape 10 x 25 mm and 16 x 45 mm.

**Special features:**
- Cool grinding as the grain mix is easy to break down.
- High stock removal rates and very good tool life.
- Constant stock removal rates thanks to the self-sharpening qualities of the ceramic oxide grain.

| $S_d$ [mm] | Grit size | | Item no. | Designation |
|---|---|---|---|---|
| 6 | coarse | 1 | 33920135 | 2001 J G TOUGH |

# Mounted points
## For universal use on stainless steel (INOX)




### INOX cylindrical type

These mounted points are used for rough grinding of stainless steel (INOX) castings and grinding of moulded parts made of high-temperature-resistant alloys. The cylindrical shape ZY is ideal for grinding bores, radii and contours.



**Special features:**
- Due to cool grinding, particularly suitable for use on temperature-sensitive materials.
- High level of grinding comfort due to low-vibration grinding.

| $S_d$ [mm] | $L_2$ [mm] | D [mm] | T [mm] | Grit size | USA type | Opt. RPM | Max. RPM | | Item no. | Designation |
|---|---|---|---|---|---|---|---|---|---|---|
| 6 | 40 | 8 | 16 | 46 | - | 100,000 | 119,300 | 10 | 31113744 | ZY 0816 6 ADW 46 L6B INOX |
| | | 10 | 20 | 46 | W 177 | 90,000 | 95,400 | 10 | 31118744 | ZY 1020 6 ADW 46 L6B INOX |
| | | | 32 | 46 | W 179 | 62,800 | 62,800 | 10 | 31120744 | ZY 1032 6 ADW 46 L6B INOX |
| | | 16 | 32 | 30 | - | 51,200 | 51,200 | 10 | 31127743 | ZY 1632 6 ADW 30 L6B INOX |
| | | 20 | 25 | 30 | W 205 | 45,000 | 47,700 | 10 | 31131743 | ZY 2025 6 ADW 30 L6B INOX |
| | | | | 60 | W 205 | 45,000 | 47,700 | 10 | 31131746 | ZY 2025 6 ADW 60 L6B INOX |
| | | | 40 | 30 | W 207 | 32,400 | 32,400 | 10 | 31133743 | ZY 2040 6 ADW 30 L6B INOX |
| | | 25 | 13 | 30 | W 218 | 37,000 | 38,100 | 10 | 31323743 | ZY 2513 6 ADW 30 L6B INOX |
| | | | 25 | 30 | W 220 | 37,000 | 38,100 | 10 | 31134743 | ZY 2525 6 ADW 30 L6B INOX |
| | | | 32 | 30 | - | 32,900 | 32,900 | 10 | 31135743 | ZY 2532 6 ADW 30 L6B INOX |
| | | 32 | 16 | 24 | - | 29,000 | 29,800 | 5 | 31326742 | ZY 3216 6 ADW 24 L6B INOX |
| | | | 40 | 24 | W 231 | 20,300 | 20,300 | 5 | 31137742 | ZY 3240 6 ADW 24 L6B INOX |
| | | 40 | 6 | 60 | W 235 | 23,000 | 23,800 | 5 | 31375746 | ZY 4006 6 ADW 60 L6B INOX |
| | | | 10 | 30 | W 236 | 23,000 | 23,800 | 5 | 31328743 | ZY 4010 6 ADW 30 L6B INOX |
| | | | 20 | 24 | - | 23,000 | 23,800 | 5 | 31330742 | ZY 4020 6 ADW 24 L6B INOX |
| | | 50 | 13 | 30 | - | 19,000 | 19,000 | 5 | 31331743 | ZY 5013 6 ADW 30 L6B INOX |
| | | | 25 | 24 | W 242 | 19,000 | 19,000 | 5 | 31332742 | ZY 5025 6 ADW 24 L6B INOX |
| 8 | 40 | 50 | 40 | 24 | W 243 | 19,000 | 19,000 | 5 | 31383742 | ZY 5040 8 ADW 24 L6B INOX |




### INOX, cylindrical with radius end type

These mounted points are used for rough grinding of stainless steel (INOX) castings and grinding of moulded parts made of high-temperature-resistant alloys. The cylindrical shape with radius end WR is perfect for a variety of deburring and grinding jobs.



**Special features:**
- Due to cool grinding, particularly suitable for use on temperature-sensitive materials.
- High level of grinding comfort due to low-vibration grinding.

| $S_d$ [mm] | $L_2$ [mm] | D [mm] | T [mm] | Grit size | Opt. RPM | Max. RPM | | Item no. | Designation |
|---|---|---|---|---|---|---|---|---|---|
| 6 | 40 | 25 | 32 | 30 | 37,000 | 37,300 | 10 | 31408253 | WR 2532 6 ADW 30 L6B INOX |

# Mounted points
## For universal use on stainless steel (INOX)






### INOX, tapered type

These mounted points are used for rough grinding of stainless steel (INOX) castings and grinding of moulded parts made of high-temperature-resistant alloys. The conical shape KE is designed for a comfortable working position during surface grinding and grinding of chamfers.

**Special features:**
- Due to cool grinding, particularly suitable for use on temperature-sensitive materials.
- High level of grinding comfort due to low-vibration grinding.

| $S_d$ [mm] | $L_2$ [mm] | D [mm] | T [mm] | Grit size | Opt. RPM | Max. RPM | | Item no. | Designation |
|---|---|---|---|---|---|---|---|---|---|
| 6 | 40 | 20 | 20 | 30 | 45,000 | 47,700 | 10 | 32205743 | KE 2020 6 ADW 30 L6B INOX |
| | | 25 | 45 | 30 | 34,000 | 34,000 | 10 | 32211743 | KE 2545 6 ADW 30 L6B INOX |




### Series A INOX

These mounted points are used for rough grinding of a wide range of different contours on stainless steel (INOX) castings and grinding of moulded parts made of high-temperature-resistant alloys.

**Special features:**
- Due to cool grinding, particularly suitable for use on temperature-sensitive materials.
- High level of grinding comfort due to low-vibration grinding.

| $S_d$ [mm] | $L_2$ [mm] | USA type | D [mm] | T [mm] | Grit size | Opt. RPM | Max. RPM | | Item no. | Designation |
|---|---|---|---|---|---|---|---|---|---|---|
| 6 | 40 | A 1 | 19 | 64 | 60 | 30,400 | 30,400 | 10 | 35501746 | A 1 6 ADW 60 L6B INOX |
| | | A 3 | 25 | 70 | 60 | 18,600 | 18,600 | 10 | 35503746 | A 3 6 ADW 60 L6B INOX |
| | | A 11 | 22 | 50 | 60 | 27,600 | 27,600 | 10 | 35511746 | A 11 6 ADW 60 L6B INOX |

## For edge grinding on stainless steel (INOX)




### INOX EDGE, cylindrical type

Applications include weld dressing on fillet welds, removing burrs and grinding chamfers on high-temperature-resistant alloys and stainless steel components. The cylindrical shape ZY is ideal for grinding bores, radii and contours.



**Special features:**
- Due to cool grinding, particularly suitable for use on temperature-sensitive materials.
- High grinding comfort due to low-vibration grinding and high dimensional stability on edges.
- Economical to use due to the high edge stability even on low-speed tool drives.

| $S_d$ [mm] | $L_2$ [mm] | D [mm] | T [mm] | Grit size | USA type | Opt. RPM | Max. RPM | | Item no. | Designation |
|---|---|---|---|---|---|---|---|---|---|---|
| 6 | 40 | 8 | 16 | 46 | - | 100,000 | 119,300 | 10 | 31113614 | ZY 0816 6 AN 46 N5B INOX EDGE |
| | | 10 | 20 | 46 | W 177 | 92,000 | 95,400 | 10 | 31118614 | ZY 1020 6 AN 46 N5B INOX EDGE |
| | | | 32 | 46 | W 179 | 62,800 | 62,800 | 10 | 31120614 | ZY 1032 6 AN 46 N5B INOX EDGE |
| | | 13 | 25 | 46 | W 187 | 66,000 | 66,000 | 10 | 31125614 | ZY 1325 6 AN 46 N5B INOX EDGE |
| | | 16 | 32 | 30 | - | 51,200 | 51,200 | 10 | 31127613 | ZY 1632 6 AN 30 N5B INOX EDGE |
| | | | | 60 | - | 51,200 | 51,200 | 10 | 31127616 | ZY 1632 6 AN 60 N5B INOX EDGE |
| | | | 50 | 30 | W 197 | 31,300 | 31,300 | 10 | 31129613 | ZY 1650 6 AN 30 N5B INOX EDGE |
| | | 20 | 25 | 30 | W 205 | 46,000 | 47,700 | 10 | 31131613 | ZY 2025 6 AN 30 N5B INOX EDGE |

*Continued on next page*

# Mounted points
## For edge grinding on stainless steel (INOX)

| $S_d$ [mm] | $L_2$ [mm] | D [mm] | T [mm] | Grit size | USA type | Opt. RPM | Max. RPM | | Item no. | Designation |
|---|---|---|---|---|---|---|---|---|---|---|
| 6 | 40 | 20 | 40 | 30 | W 207 | 32,400 | 32,400 | 10 | 31133613 | ZY 2040 6 AN 30 N5B INOX EDGE |
| | | 25 | 6 | 46 | W 216 | 37,000 | 38,100 | 10 | 31321614 | ZY 2506 6 AN 46 N5B INOX EDGE |
| | | | 13 | 30 | W 218 | 37,000 | 38,100 | 10 | 31323613 | ZY 2513 6 AN 30 N5B INOX EDGE |
| | | | 32 | 30 | - | 32,900 | 32,900 | 10 | 31135613 | ZY 2532 6 AN 30 N5B INOX EDGE |
| | | | 40 | 30 | W 221 | 26,000 | 26,000 | 10 | 31151613 | ZY 2540 6 AN 30 N5B INOX EDGE |
| | | 32 | 8 | 30 | W 226 | 29,000 | 29,800 | 5 | 31325613 | ZY 3208 6 AN 30 N5B INOX EDGE |
| | | | 16 | 24 | - | 29,000 | 29,800 | 5 | 31326612 | ZY 3216 6 AN 24 N5B INOX EDGE |
| | | | 20 | 24 | W 228 | 29,000 | 29,800 | 5 | 31327612 | ZY 3220 6 AN 24 N5B INOX EDGE |
| | | | 32 | 24 | W 230 | 25,700 | 25,700 | 5 | 31136612 | ZY 3232 6 AN 24 N5B INOX EDGE |
| | | | 40 | 24 | W 231 | 20,300 | 20,300 | 5 | 31137612 | ZY 3240 6 AN 24 N5B INOX EDGE |
| | | 40 | 6 | 46 | W 235 | 23,000 | 23,800 | 5 | 31375614 | ZY 4006 6 AN 46 N5B INOX EDGE |
| | | | 10 | 30 | - | 23,000 | 23,800 | 5 | 31328613 | ZY 4010 6 AN 30 N5B INOX EDGE |
| | | | 20 | 24 | - | 23,000 | 23,800 | 5 | 31330612 | ZY 4020 6 AN 24 N5B INOX EDGE |
| | | | 40 | 24 | W 238 | 16,200 | 16,200 | 5 | 31138612 | ZY 4040 6 AN 24 N5B INOX EDGE |
| | | 50 | 8 | 30 | - | 19,000 | 19,000 | 5 | 31378613 | ZY 5008 6 AN 30 N5B INOX EDGE |
| | | | 13 | 30 | - | 19,000 | 19,000 | 5 | 31331613 | ZY 5013 6 AN 30 N5B INOX EDGE |
| | | | 25 | 24 | W 242 | 19,000 | 19,000 | 5 | 31332612 | ZY 5025 6 AN 24 N5B INOX EDGE |
| 8 | 40 | 32 | 40 | 24 | W 231 | 28,500 | 29,800 | 5 | 31187612 | ZY 3240 8 AN 24 N5B INOX EDGE |




### INOX EDGE, ball type

Applications include weld dressing on fillet welds, removing burrs and grinding chamfers on high-temperature-resistant alloys and stainless steel components. The ball shape KU is often used for contour grinding and backside deburring.

**Special features:**
- Due to cool grinding, particularly suitable for use on temperature-sensitive materials.
- High grinding comfort due to low-vibration grinding and high dimensional stability on edges.
- Economical to use due to the high edge stability even on low-speed tool drives.

| $S_d$ [mm] | $L_2$ [mm] | D [mm] | Grit size | Opt. RPM | Max. RPM | | Item no. | Designation |
|---|---|---|---|---|---|---|---|---|
| 6 | 40 | 16 | 30 | 58,000 | 59,600 | 10 | 31707613 | KU 16 6 AN 30 N5B INOX EDGE |
| | | 20 | 30 | 46,000 | 47,700 | 10 | 31708613 | KU 20 6 AN 30 N5B INOX EDGE |
| | | 25 | 30 | 37,000 | 38,100 | 10 | 31709613 | KU 25 6 AN 30 N5B INOX EDGE |




### INOX EDGE, tapered type

Applications include weld dressing on fillet welds, removing burrs and grinding chamfers on high-temperature-resistant alloys and stainless steel components. The conical shape KE is designed for a comfortable working position during surface grinding and grinding of chamfers.



**Special features:**
- Due to cool grinding, particularly suitable for use on temperature-sensitive materials.
- High grinding comfort due to low-vibration grinding and high dimensional stability on edges.
- Economical to use due to the high edge stability even on low-speed tool drives.

| $S_d$ [mm] | $L_2$ [mm] | D [mm] | T [mm] | Grit size | Opt. RPM | Max. RPM | | Item no. | Designation |
|---|---|---|---|---|---|---|---|---|---|
| 6 | 40 | 10 | 25 | 46 | 92,000 | 95,400 | 10 | 32209614 | KE 1025 6 AN 46 N5B INOX EDGE |
| | | 16 | 45 | 46 | 52,000 | 52,000 | 10 | 32210614 | KE 1645 6 AN 46 N5B INOX EDGE |
| | | 25 | 45 | 30 | 34,000 | 34,000 | 10 | 32211613 | KE 2545 6 AN 30 N5B INOX EDGE |
| | | 32 | 32 | 24 | 29,000 | 29,800 | 5 | 32207612 | KE 3232 6 AN 24 N5B INOX EDGE |

# Mounted points
## For edge grinding on stainless steel (INOX)




### Series A INOX EDGE

Applications include weld dressing on fillet welds, removing burrs and grinding chamfers with different contours on high-temperature resistant alloys and stainless steel components.

**Special features:**
- Due to cool grinding, particularly suitable for use on temperature-sensitive materials.
- High grinding comfort due to low-vibration grinding and high dimensional stability on edges.
- Economical to use due to the high edge stability even on low-speed tool drives.

| $S_d$ [mm] | $L_2$ [mm] | USA type | D [mm] | T [mm] | Grit size | Opt. RPM | Max. RPM | | Item no. | Designation |
|---|---|---|---|---|---|---|---|---|---|---|
| 6 | 40 | A 1 | 19 | 64 | 30 | 30,400 | 30,400 | 10 | 35501613 | A 1 6 AN 30 N5B INOX EDGE |
| | | A 3 | 25 | 70 | 30 | 18,600 | 18,600 | 10 | 35503613 | A 3 6 AN 30 N5B INOX EDGE |
| | | A 11 | 22 | 50 | 30 | 27,600 | 27,600 | 10 | 35511613 | A 11 6 AN 30 N5B INOX EDGE |
| 6.35 | 40 | A 11 | 22 | 50 | 30 | 30,400 | 30,400 | 10 | *35011613* | A 11 6,3 AN 30 N5B INOX EDGE |

## For universal use on soft non-ferrous metals




### ALU cylindrical mounted points

These mounted points are used to remove burrs on cast aluminium parts and for chamfering on aluminium profiles for weld-seam preparation. The cylindrical shape ZY is ideal for grinding bores, radii and contours.



**Special features:**
- The special impregnation means there is no clogging when working on soft, lubricating or tough materials.
- High grinding performance and stock removal rate.

| $S_d$ [mm] | $L_2$ [mm] | D [mm] | T [mm] | Grit size | USA type | Opt. RPM | Max. RPM | | Item no. | Designation |
|---|---|---|---|---|---|---|---|---|---|---|
| 3 | 30 | 3 | 6 | 80 | W 144 | 150,000 | 206,100 | 10 | 31103378 | ZY 0306 3 CN 80 F10V ALU |
| | | 6 | 13 | 80 | W 163 | 93,600 | 93,600 | 10 | 31110378 | ZY 0613 3 CN 80 F10V ALU |
| 6 | 40 | 10 | 13 | 80 | W 176 | 45,000 | 95,400 | 10 | 31115408 | ZY 1013 6 CN 80 F10V ALU |
| | | 13 | 20 | 80 | W 186 | 35,000 | 73,400 | 10 | 31124408 | ZY 1320 6 CN 80 F10V ALU |
| | | 16 | 20 | 80 | W 195 | 30,000 | 59,600 | 10 | 31126408 | ZY 1620 6 CN 80 F10V ALU |
| | | | 32 | 80 | - | 30,000 | 51,200 | 10 | 31127408 | ZY 1632 6 CN 80 F10V ALU |
| | | 20 | 32 | 80 | W 206 | 24,000 | 41,100 | 10 | 31132408 | ZY 2032 6 CN 80 F10V ALU |
| | | 32 | 32 | 80 | W 230 | 15,000 | 25,700 | 5 | 31136408 | ZY 3232 6 CN 80 F10V ALU |
| | | 40 | 20 | 80 | - | 12,000 | 23,800 | 5 | 31330408 | ZY 4020 6 CN 80 F10V ALU |



*Discontinued product*

# Mounted points
## For surface grinding on grey and nodular cast iron




### CAST cylindrical type

These mounted points are exceptionally well suited for cleaning workpieces and for grinding out shrinkage holes. The cylindrical shape ZY is ideal for grinding bores, radii and contours.



**Special features:**
- Suitable for use on surfaces and edges.
- Combined with high peripheral speeds, very well suited for surface use.
- High grinding performance and good tool life. High stock removal rates thanks to coarse grit size.

| $S_d$ [mm] | $L_2$ [mm] | D [mm] | T [mm] | Grit size | USA type | Opt. RPM | Max. RPM | | Item no. | Designation |
|---|---|---|---|---|---|---|---|---|---|---|
| 6 | 40 | 16 | 32 | 30 | - | 51,200 | 51,200 | 10 | 31127033 | ZY 1632 6 ARN 30 K5V CAST |
| | | | 50 | 30 | W 197 | 31,300 | 31,300 | 10 | *31129033* | ZY 1650 6 ARN 30 K5V CAST |
| | | 20 | 25 | 30 | W 205 | 43,000 | 47,700 | 10 | 31131033 | ZY 2025 6 ARN 30 K5V CAST |
| | | | 40 | 30 | W 207 | 32,400 | 32,400 | 10 | 31133033 | ZY 2040 6 ARN 30 K5V CAST |
| | | 25 | 32 | 30 | - | 32,900 | 32,900 | 10 | 31135033 | ZY 2532 6 ARN 30 K5V CAST |
| | | 32 | 32 | 24 | W 230 | 25,700 | 25,700 | 5 | 31136032 | ZY 3232 6 ARN 24 K5V CAST |
| | | | 40 | 24 | W 231 | 20,300 | 20,300 | 5 | 31137032 | ZY 3240 6 ARN 24 K5V CAST |
| | | 40 | 10 | 30 | W 236 | 22,000 | 23,800 | 5 | 31328033 | ZY 4010 6 ARN 30 K5V CAST |
| | | | 20 | 24 | - | 22,000 | 23,800 | 5 | 31330033 | ZY 4020 6 ARN 24 K5V CAST |
| | | 50 | 8 | 30 | - | 18,000 | 19,000 | 5 | 31378233 | ZY 5008 6 ARN 30 K5V CAST |
| | | | 13 | 30 | - | 18,000 | 19,000 | 5 | 31331033 | ZY 5013 6 ARN 30 K5V CAST |
| 8 | 40 | 32 | 40 | 24 | W 231 | 27,000 | 29,800 | 5 | 31187032 | ZY 3240 8 ARN 24 K5V CAST |
| | | 50 | 25 | 24 | W 242 | 18,000 | 19,000 | 5 | 31382032 | ZY 5025 8 ARN 24 K5V CAST |




### CAST, tree type

These mounted points are exceptionally well suited for cleaning workpieces and for grinding out shrinkage holes. The pointed tree shape SP is exceptionally well-suited for machining small holes and bores.

**Special features:**
- Suitable for use on surfaces and edges.
- Combined with high peripheral speeds, very well suited for surface use.
- High grinding performance and good tool life. High stock removal rates thanks to coarse grit size.

| $S_d$ [mm] | $L_2$ [mm] | D [mm] | T [mm] | Grit size | Opt. RPM | Max. RPM | | Item no. | Designation |
|---|---|---|---|---|---|---|---|---|---|
| 6 | 40 | 20 | 50 | 30 | 30,500 | 30,500 | 10 | 32111233 | SP 2050 6 ARN 30 K5V CAST |

*Discontinued product*

# Mounted points
## For surface grinding on grey and nodular cast iron






### CAST, tapered type

These mounted points are exceptionally well suited for cleaning workpieces and for grinding out shrinkage holes. The conical shape KE is designed for a comfortable working position during surface grinding and grinding of chamfers.



**Special features:**
- Suitable for use on surfaces and edges.
- Combined with high peripheral speeds, very well suited for surface use.
- High grinding performance and good tool life. High stock removal rates thanks to coarse grit size.

| $S_d$ [mm] | $L_2$ [mm] | D [mm] | T [mm] | Grit size | Opt. RPM | Max. RPM | | Item no. | Designation |
|---|---|---|---|---|---|---|---|---|---|
| 6 | 40 | 10 | 25 | 46 | 85,000 | 95,400 | 10 | 32209034 | KE 1025 6 ARN 46 K5V CAST |
| | | 16 | 45 | 46 | 52,000 | 52,000 | 10 | 32210034 | KE 1645 6 ARN 46 K5V CAST |
| | | 20 | 40 | 24 | 43,000 | 47,700 | 10 | 32212032 | KE 2040 6 ARN 24 K5V CAST |
| 8 | 40 | 32 | 50 | 24 | 27,000 | 29,800 | 5 | 32216232 | KE 3250 8 ARN 24 K5V CAST |




### Series A CAST

These mounted points are exceptionally well suited for cleaning workpieces and for grinding out shrinkage holes in a wide range of contours.

**Special features:**
- Suitable for use on surfaces and edges.
- Combined with high peripheral speeds, very well suited for surface use.
- High grinding performance and good tool life. High stock removal rates thanks to coarse grit size.

| $S_d$ [mm] | $L_2$ [mm] | USA type | D [mm] | T [mm] | Grit size | Opt. RPM | Max. RPM | | Item no. | Designation |
|---|---|---|---|---|---|---|---|---|---|---|
| 6 | 40 | A 11 | 22 | 50 | 30 | 27,600 | 27,600 | 10 | 35511033 | A 11 6 ARN 30 K5V CAST |

# Mounted points
## For edge grinding on grey and nodular cast iron






### CAST EDGE cylindrical type

These mounted points are particularly good for edge grinding, for deburring and grinding out sand inclusions and metal contamination on grey and nodular cast iron. The cylindrical shape ZY is ideal for grinding bores, radii and contours.



**Special features:**
- Highly dimensionally stable due to the high bond content.
- Economical to use due to the high edge stability even on low-speed tool drives.

| $S_d$ [mm] | $L_2$ [mm] | D [mm] | T [mm] | Grit size | USA type | Opt. RPM | Max. RPM | | Item no. | Designation |
|---|---|---|---|---|---|---|---|---|---|---|
| 6 | 40 | 16 | 32 | 30 | - | 47,000 | 51,200 | 10 | 31127503 | ZY 1632 6 CU 30 R5V CAST EDGE |
| | | 20 | 25 | 30 | W 205 | 38,000 | 47,700 | 10 | 31131503 | ZY 2025 6 CU 30 R5V CAST EDGE |
| | | | 40 | 30 | - | 32,400 | 32,400 | 10 | 31133503 | ZY 2040 6 CU 30 R5V CAST EDGE |
| | | | 50 | 30 | W 208 | 25,100 | 25,100 | 10 | 31148503 | ZY 2050 6 CU 30 R5V CAST EDGE |
| | | 32 | 32 | 24 | W 230 | 23,000 | 25,700 | 5 | 31136502 | ZY 3232 6 CU 24 R5V CAST EDGE |
| | | 40 | 20 | 24 | - | 19,000 | 23,800 | 5 | 31330502 | ZY 4020 6 CU 24 R5V CAST EDGE |
| 8 | 40 | 32 | 40 | 24 | W 231 | 24,000 | 29,800 | 5 | 31187502 | ZY 3240 8 CU 24 R5V CAST EDGE |
| | | 40 | 40 | 24 | W 238 | 19,000 | 23,800 | 5 | 31188502 | ZY 4040 8 CU 24 R5V CAST EDGE |




### CAST EDGE, tree type

These mounted points are particularly good for edge grinding, for deburring and grinding out sand inclusions and metal contamination on grey and nodular cast iron. The pointed tree shape SP is exceptionally well-suited for machining small holes and bores.



**Special features:**
- Highly dimensionally stable due to the high bond content.
- Economical to use due to the high edge stability even on low-speed tool drives.

| $S_d$ [mm] | $L_2$ [mm] | D [mm] | T [mm] | Grit size | Opt. RPM | Max. RPM | | Item no. | Designation |
|---|---|---|---|---|---|---|---|---|---|
| 6 | 40 | 20 | 32 | 30 | 38,000 | 47,700 | 10 | 32109503 | SP 2032 6 CU 30 R5V CAST EDGE |
| | | | 50 | 30 | 30,500 | 30,500 | 10 | 32111503 | SP 2050 6 CU 30 R5V CAST EDGE |




### CAST EDGE, tapered type

These mounted points are particularly good for edge grinding, for deburring and grinding out sand inclusions and metal contamination on grey and nodular cast iron. The conical shape KE is designed for a comfortable working position during surface grinding and grinding of chamfers.

**Special features:**
- Highly dimensionally stable due to the high bond content.
- Economical to use due to the high edge stability even on low-speed tool drives.

| $S_d$ [mm] | $L_2$ [mm] | D [mm] | T [mm] | Grit size | Opt. RPM | Max. RPM | | Item no. | Designation |
|---|---|---|---|---|---|---|---|---|---|
| 6 | 40 | 16 | 45 | 46 | 47,000 | 52,000 | 10 | 32210504 | KE 1645 6 CU 46 R5V CAST EDGE |
| | | 20 | 32 | 30 | 38,000 | 47,700 | 10 | 32208503 | KE 2032 6 CU 30 R5V CAST EDGE |
| | | 25 | 45 | 30 | 30,000 | 34,000 | 10 | 32211503 | KE 2545 6 CU 30 R5V CAST EDGE |

# Mounted points
## For edge grinding on grey and nodular cast iron






### Series A CAST EDGE

These mounted points are particularly good for edge grinding, for deburring and grinding out sand inclusions and metal contamination on a wide range of different contours on grey and nodular cast iron.



**Special features:**
- Highly dimensionally stable due to the high bond content.
- Economical to use due to the high edge stability even on low-speed tool drives.

| $S_d$ [mm] | $L_2$ [mm] | USA type | D [mm] | T [mm] | Grit size | Opt. RPM | Max. RPM | | Item no. | Designation |
|---|---|---|---|---|---|---|---|---|---|---|
| 6 | 40 | A 3 | 25 | 70 | 30 | 18,600 | 18,600 | 10 | 35503503 | A 3 6 CU 30 R5V CAST EDGE |
| | | A 11 | 22 | 50 | 30 | 27,600 | 27,600 | 10 | 35511503 | A 11 6 CU 30 R5V CAST EDGE |

## For edge grinding on grey and nodular cast iron (foundries)




### CAST EDGE cylindrical type for foundries

These mounted points are particularly good for edge grinding, for deburring and grinding out sand inclusions and metal contamination on grey and nodular cast iron. The cylindrical shape ZY is ideal for grinding bores, radii and contours.

**Special features:**
- Very high grinding performance and aggressiveness from the start.
- High stock removal rate in combination with a long tool life.
- Delivered in practical industrial packaging.

| $S_d$ [mm] | $L_2$ [mm] | D [mm] | T [mm] | Grit size | USA type | Opt. RPM | Max. RPM | | Item no. | Designation |
|---|---|---|---|---|---|---|---|---|---|---|
| 6 | 40 | 20 | 40 | 30 | W 205 | 32,400 | 32,400 | 50 | 31133531 | ZY 2040 6 CU 30 R5V CAST EDGE N |
| | | 25 | 32 | 30 | - | 30,000 | 32,900 | 50 | 31135531 | ZY 2532 6 CU 30 R5V CAST EDGE N |




### CAST EDGE, tree type for foundries

These mounted points are particularly good for edge grinding, for deburring and grinding out sand inclusions and metal contamination on grey and nodular cast iron. The pointed tree shape SP is exceptionally well-suited for machining small holes and bores.

**Special features:**
- Very high grinding performance and aggressiveness from the start.
- High stock removal rate in combination with a long tool life.
- Delivered in practical industrial packaging.

| $S_d$ [mm] | $L_2$ [mm] | D [mm] | T [mm] | Grit size | Opt. RPM | Max. RPM | | Item no. | Designation |
|---|---|---|---|---|---|---|---|---|---|
| 6 | 40 | 20 | 50 | 30 | 14,100 | 14,100 | 50 | 32109531 | SP 2050 6 CU 30 R5V CAST EDGE N |

# Mounted points
## For edge grinding on grey and nodular cast iron (foundries)




### CAST EDGE tapered type for foundries

These mounted points are particularly good for edge grinding, for deburring and grinding out sand inclusions and metal contamination on grey and nodular cast iron. The conical shape KE is designed for a comfortable working position during surface grinding and grinding of chamfers.



**Special features:**
- Very high grinding performance and aggressiveness from the start.
- High stock removal rate in combination with a long tool life.
- Delivered in practical industrial packaging.

| $S_d$ [mm] | $L_2$ [mm] | D [mm] | T [mm] | Grit size | Opt. RPM | Max. RPM | | Item no. | Designation |
|---|---|---|---|---|---|---|---|---|---|
| 6 | 40 | 16 | 45 | 46 | 24,000 | 24,000 | 50 | *32210531* | KE 1645 6 CU 46 R5V CAST EDGE N |
| | | 20 | 40 | 30 | 20,900 | 20,900 | 50 | 32212531 | KE 2040 6 CU 30 R5V CAST EDGE N |
| 8 | 40 | 35 | 50 | 24 | 15,600 | 15,600 | 50 | 32216512 | KE 3550 8 CU 24 R5V CAST EDGE N |

## For universal use on cast steel (foundries)




### CAST STEEL cylindrical type for foundries

These mounted points are ideal for universal use in harsh conditions and for removing burrs on cast steel parts and for weld dressing of intersections after separating risers. The cylindrical shape ZY is ideal for grinding bores, radii and contours.

**Special features:**
- Very high grinding performance and aggressiveness from the start.
- High stock removal rate in combination with a long tool life.
- Delivered in practical industrial packaging.

| $S_d$ [mm] | $L_2$ [mm] | D [mm] | T [mm] | Grit size | USA type | Opt. RPM | Max. RPM | | Item no. | Designation |
|---|---|---|---|---|---|---|---|---|---|---|
| 6 | 40 | 20 | 40 | 30 | W 207 | 32,400 | 32,400 | 50 | 31133231 | ZY 2040 6 ADR 30 O5V CAST STEEL |
| | | 25 | 32 | 30 | - | 25,000 | 32,900 | 50 | 31135231 | ZY 2532 6 ADR 30 O5V CAST STEEL |




### CAST STEEL, tree type for foundries

These mounted points are ideal for universal use in harsh conditions and for removing burrs on cast steel parts and for weld dressing of intersections after separating risers. The pointed tree shape SP is exceptionally well-suited for machining small holes and bores.

**Special features:**
- Very high grinding performance and aggressiveness from the start.
- High stock removal rate in combination with a long tool life.
- Delivered in practical industrial packaging.

| $S_d$ [mm] | $L_2$ [mm] | D [mm] | T [mm] | Grit size | Opt. RPM | Max. RPM | | Item no. | Designation |
|---|---|---|---|---|---|---|---|---|---|
| 6 | 40 | 20 | 50 | 30 | 14,100 | 14,100 | 50 | 32111231 | SP 2050 6 ADR 30 O5V CAST STEEL |



*Discontinued product*

# Mounted points
## For universal use on cast steel (foundries)




### CAST STEEL tapered type for foundries

These mounted points are ideal for universal use in harsh conditions and for removing burrs on cast steel parts and for weld dressing of intersections after separating risers. The conical shape KE is designed for a comfortable working position during surface grinding and grinding of chamfers.

**Special features:**
- Very high grinding performance and aggressiveness from the start.
- High stock removal rate in combination with a long tool life.
- Delivered in practical industrial packaging.

| $S_d$ [mm] | $L_2$ [mm] | D [mm] | T [mm] | Grit size | Opt. RPM | Max. RPM | | Item no. | Designation |
|---|---|---|---|---|---|---|---|---|---|
| 6 | 40 | 16 | 45 | 46 | 24,000 | 24,000 | 50 | 32210231 | KE 1645 6 ADR 46 O5V CAST STEEL |
| | | 20 | 40 | 30 | 20,900 | 20,900 | 50 | 32212231 | KE 2040 6 ADR 30 O5V CAST STEEL |
| 8 | 40 | 35 | 50 | 24 | 15,600 | 15,600 | 50 | 32216262 | KE 3550 8 ADR 24 O5V CAST STEEL |

## For universal use on plastic




### RUBBER, cylindrical type

These mounted points are exceptionally well suited to removing burrs, trimming, weld dressing and roughening of soft plastics and rubber. The cylindrical shape ZY is ideal for grinding radii and contours, and for deburring work.



**Special features:**
- Open structure and large chip channels due to bubble grain aluminium oxide.
- Machining of temperature-sensitive materials without the addition of coolant thanks to large chip channels.
- High grinding performance.

| $S_d$ [mm] | $L_2$ [mm] | D [mm] | T [mm] | Grit size | Opt. RPM | Max. RPM | | Item no. | Designation |
|---|---|---|---|---|---|---|---|---|---|
| 6 | 40 | 16 | 32 | 1 | 12,000 | 51,200 | 10 | 31127901 | ZY 1632 6 AH 1 D12V RUBBER |
| | | 25 | 32 | 1 | 8,000 | 32,900 | 10 | 31135901 | ZY 2532 6 AH 1 D12V RUBBER |
| | | 40 | 20 | 2 | 5,000 | 23,800 | 5 | 31330901 | ZY 4020 6 AH 2 D12V RUBBER |

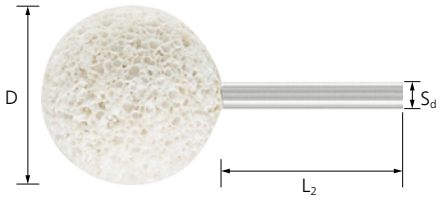


### RUBBER, ball type

These mounted points are exceptionally well suited to removing burrs, trimming, weld dressing and roughening of soft plastics and rubber. The ball shape KU is often used for roughening rubber surfaces in tyre repair.



**Special features:**
- Open structure and large chip channels due to bubble grain aluminium oxide.
- Machining of temperature-sensitive materials without the addition of coolant thanks to large chip channels.
- High grinding performance.

| $S_d$ [mm] | $L_2$ [mm] | D [mm] | Grit size | Opt. RPM | Max. RPM | | Item no. | Designation |
|---|---|---|---|---|---|---|---|---|
| 6 | 40 | 40 | 2 | 5,000 | 19,700 | 5 | 31710520 | KU 40 6 AH 2 D12V RUBBER |

# Mounted points
## Grinding points for saw chains




### Cylindrical mounted points for saw chains

These mounted points in the ZY cylindrical shape are exceptionally well suited to mechanical sharpening of saw chains.



**Special features:**
- High grinding performance and stock removal rate.
- Saves time and money thanks to shorter grinding times.
- Precise sharpening of saw chain teeth thanks to high dimensional stability.

| $S_d$ [mm] | $L_2$ | D [mm] | T [mm] | Grit size | Suitable for chain pitch | Opt. RPM | Max. RPM | | Item no. | Designation |
|---|---|---|---|---|---|---|---|---|---|---|
| 3 | 25 | 5.5 | 20 | 80 | 3/8 | 25,000 | 50,900 | 3 | *31105126* | CS-G ZY 5,520 3 AWN 80 M5V |
| | | 5.7 | 20 | 80 | 3/8, .404 | 25,000 | 49,100 | 3 | *31105127* | CS-G ZY 5,720 3 AWN 80 M5V |
| | | 6.9 | 20 | 80 | For depth gauge | 25,000 | 40,500 | 3 | *31105128* | CS-G ZY 6,920 3 AWN 80 M5V |



*Discontinued product*

# Grinding discs
## General information

PFERD TOOLS

### Safety notes

- The maximum permitted peripheral speed is 35 m/s.
- For safety reasons, the maximum permitted rotational speed indicated must never be exceeded.
- Before clamping, the grinding tool must be ring tested to make sure that it does not have any cracks (undamaged grinding tools give a clear tone).


Wear eye protection!


Wear hearing protection!


Wear a dust mask!


Wear gloves!


Observe the safety notes!




Do not use if damaged!

3

### The quick way to find the perfect tool

| Material group ▼ | | Design ▶ | UNIVERSAL | CARBIDE | HSS |
|---|---|---|---|---|---|
| Steel | Steels up to 1,200 N/mm² (< 38 HRC) | Construction steels, carbon steels, tool steels, non-alloyed steels, case-hardened steels, tempering steels | ● | | ○ |
| | Hardened, heat-treated steels over 1,200 N/mm² (> 38 HRC) | Tool steels, tempering steels, alloyed steels | ○ | ● | ● |
| Stainless steel (INOX) | Rust and acid-resistant steels | Austenitic and ferritic stainless steels | ● | | |
| Tungsten carbide | – | – | | ● | |
| Non-ferrous metals | Soft non-ferrous metals, non-ferrous metals | Aluminium alloys, brass, copper, zinc | ● | ○ | |
| | Hard non-ferrous metals | Bronze, titanium, titanium alloys, hard aluminium alloys | ○ | ○ | |
| Other materials | Glass | | | ● | |

● = highly suitable ○ = suitable

# Grinding discs
## Bench grinding wheels




### UNIVERSAL type

These bench grinding wheels are ideal for universal use in the workshop. They are suitable for working on steel, cast steel, stainless steel (INOX) and cast iron.

**Special features:**
- Long tool life, high dimensional stability and high abrasive performance.
- Integrated adapter sleeves for mounting on almost any bench grinder spindle.

| D [mm] | T [mm] | H [mm] | Reductions [mm] | Grit size | Max. RPM | | Item no. | Designation |
|---|---|---|---|---|---|---|---|---|
| **Regular aluminium oxide (AN)** | | | | | | | | |
| 125 | 20 | 32 | 1", 3/4", 5/8", 1/2", 25.4/19.05/15.875/12.7 | 36 | 5,350 | 1 | 39009707 | BW 12520-32 AN 36 UNIVERSAL |
| | | | | 60 | 5,350 | 1 | 39009716 | BW 12520-32 AN 60 UNIVERSAL |
| 150 | 16 | 32 | 1", 3/4", 5/8", 1/2", 25.4/19.05/15.875/12.7 | 24 | 4,500 | 1 | 39008418 | BW 15016-32 AN 24 UNIVERSAL |
| | | | | 60 | 4,500 | 1 | 39008419 | BW 15016-32 AN 60 UNIVERSAL |
| | 20 | 32 | 1", 3/4", 5/8", 1/2", 25.4/19.05/15.875/12.7 | 24 | 4,500 | 1 | 39008422 | BW 15020-32 AN 24 UNIVERSAL |
| | | | | 36 | 4,500 | 1 | 39009708 | BW 15020-32 AN 36 UNIVERSAL |
| | | | | 46 | 4,500 | 1 | 39010114 | BW 15020-32 AN 46 UNIVERSAL |
| | | | | 60 | 4,500 | 1 | 39008423 | BW 15020-32 AN 60 UNIVERSAL |
| | | | | 80 | 4,500 | 1 | 39010115 | BW 15020-32 AN 80 UNIVERSAL |
| | 25 | 32 | 1", 3/4", 5/8", 1/2", 25.4/19.05/15.875/12.7 | 24 | 4,500 | 1 | 39008426 | BW 15025-32 AN 24 UNIVERSAL |
| | | | | 36 | 4,500 | 1 | 39010116 | BW 15025-32 AN 36 UNIVERSAL |
| | | | | 46 | 4,500 | 1 | 39010117 | BW 15025-32 AN 46 UNIVERSAL |
| | | | | 60 | 4,500 | 1 | 39008427 | BW 15025-32 AN 60 UNIVERSAL |
| | | | | 80 | 4,500 | 1 | 39010118 | BW 15025-32 AN 80 UNIVERSAL |
| 175 | 25 | 51 | 1-1/4", 1", 3/4", 5/8", 1/2", 32/25.4/19.05/15.875/12.7 | 46 | 3,750 | 1 | 39010119 | BW 17525-51 AN 46 UNIVERSAL |
| | | | | 36 | 3,750 | 1 | 39009710 | BW 17525-51 AN 36 UNIVERSAL |
| | | | | 60 | 3,750 | 1 | 39009718 | BW 17525-51 AN 60 UNIVERSAL |
| | | | | 80 | 3,750 | 1 | 39010120 | BW 17525-51 AN 80 UNIVERSAL |
| 200 | 20 | 51 | 1-1/4", 1", 3/4", 5/8", 1/2", 32/25.4/19.05/15.875/12.7 | 24 | 3,350 | 1 | 39008435 | BW 20020-51 AN 24 UNIVERSAL |
| | | | | 60 | 3,350 | 1 | 39008436 | BW 20020-51 AN 60 UNIVERSAL |
| | 25 | 51 | 1-1/4", 1", 3/4", 5/8", 1/2", 32/25.4/19.05/15.875/12.7 | 24 | 3,350 | 1 | 39008440 | BW 20025-51 AN 24 UNIVERSAL |
| | | | | 36 | 3,350 | 1 | 39009712 | BW 20025-51 AN 36 UNIVERSAL |
| | | | | 46 | 3,350 | 1 | 39010121 | BW 20025-51 AN 46 UNIVERSAL |
| | | | | 60 | 3,350 | 1 | 39009719 | BW 20025-51 AN 60 UNIVERSAL |
| | | | | 80 | 3,350 | 1 | 39010122 | BW 20025-51 AN 80 UNIVERSAL |
| | 30 | 51 | 1-1/4", 1", 3/4", 5/8", 1/2", 32/25.4/19.05/15.875/12.7 | 24 | 3,350 | 1 | 39008456 | BW 20030-51 AN 24 UNIVERSAL |
| | | | | 60 | 3,350 | 1 | 39008444 | BW 20030-51 AN 60 UNIVERSAL |
| | 32 | 51 | 1-1/4", 1", 3/4", 5/8", 1/2", 32/25.4/19.05/15.875/12.7 | 36 | 3,350 | 1 | 39009713 | BW 20032-51 AN 36 UNIVERSAL |
| | | | | 60 | 3,350 | 1 | 39009720 | BW 20032-51 AN 60 UNIVERSAL |
| 250 | 25 | 51 | 1-1/4", 1", 3/4", 5/8", 1/2", 32/25.4/19.05/15.875/12.7 | 24 | 2,700 | 1 | 39010123 | BW 25025-51 AN 24 UNIVERSAL |
| | | | | 36 | 2,700 | 1 | 39010124 | BW 25025-51 AN 36 UNIVERSAL |
| | | | | 46 | 2,700 | 1 | 39010125 | BW 25025-51 AN 46 UNIVERSAL |
| | | | | 60 | 2,700 | 1 | 39010126 | BW 25025-51 AN 60 UNIVERSAL |
| | | | | 80 | 2,700 | 1 | 39010127 | BW 25025-51 AN 80 UNIVERSAL |
| | 32 | 51 | 1-1/4", 1", 3/4", 5/8", 1/2", 32/25.4/19.05/15.875/12.7 | 36 | 2,700 | 1 | 39009714 | BW 25032-51 AN 36 UNIVERSAL |
| | | | | 60 | 2,700 | 1 | 39009721 | BW 25032-51 AN 60 UNIVERSAL |
| | 40 | 51 | 1-1/4", 1", 3/4", 5/8", 1/2", 32/25.4/19.05/15.875/12.7 | 60 | 2,400 | 1 | 39008747 | 25040-51 AN 60 UNIVERSAL |
| 300 | 40 | 76.2 | 3", 2", 1-1/2", 1-1/4", 76.2/51/38.1/32 | 36 | 2,250 | 1 | 39009715 | BW 30040-76,2 AN 36 UNIVERSAL |
| | | | | 60 | 2,250 | 1 | 39009722 | BW 30040-76,2 AN 60 UNIVERSAL |
| | 50 | 76.2 | 3", 2", 1-1/2", 1-1/4", 76.2/51/38.1/32 | 24 | 2,250 | 1 | 39010128 | BW 30050-76,2 AN 24 UNIVERSAL |
| | | | | 36 | 2,250 | 1 | 39010129 | BW 30050-76,2 AN 36 UNIVERSAL |
| | | | | 60 | 2,250 | 1 | 39010130 | BW 30050-76,2 AN 60 UNIVERSAL |
| 350 | 50 | 76.2 | 3", 2", 1-1/2", 1-1/4", 76.2/51/38.1/32 | 24 | 1,850 | 1 | 39010131 | BW 35050-76,2 AN 24 UNIVERSAL |

*Continued on next page*

# Grinding discs
## Bench grinding wheels

| D [mm] | T [mm] | H [mm] | Reductions [mm] | Grit size | Max. RPM | | Item no. | Designation |
|---|---|---|---|---|---|---|---|---|
| 350 | 50 | 76.2 | 3", 2", 1-1/2", 1-1/4", 76.2/51/38.1/32 | 36 | 1,800 | 1 | 39008753 | 35050-76,2 AN 36 UNIVERSAL |
| | | | | 60 | 1,800 | 1 | 39008754 | 35050-76,2 AN 60 UNIVERSAL |

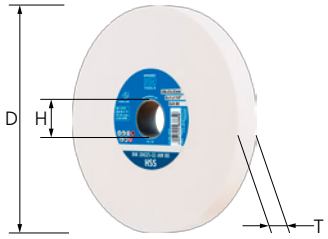


### HSS design

These bench grinding wheels are exceptionally well suited for sharpening HSS pilot drills or for working on other high-alloy steels. They are suitable for working on tool steels, case-hardened steels, hardened and coated steels.



**Special features:**
- Long tool life, high dimensional stability and high abrasive performance.
- Integrated adapter sleeves for mounting on almost any bench grinder spindle.

| D [mm] | T [mm] | H [mm] | Reductions [mm] | Grit size | Max. RPM | | Item no. | Designation |
|---|---|---|---|---|---|---|---|---|
| **White aluminium oxide (AW)** | | | | | | | | |
| 125 | 20 | 32 | 1", 3/4", 5/8", 1/2", 25.4/19.05/15.875/12.7 | 80 | 5,350 | 1 | 39009698 | BW 12520-32 AW 80 HSS |
| 150 | 16 | 32 | 1", 3/4", 5/8", 1/2", 25.4/19.05/15.875/12.7 | 60 | 4,500 | 1 | 39008420 | BW 15016-32 AW 60 HSS |
| | 20 | 32 | 1", 3/4", 5/8", 1/2", 25.4/19.05/15.875/12.7 | 60 | 4,500 | 1 | 39008424 | BW 15020-32 AW 60 HSS |
| | | | | 80 | 4,500 | 1 | 39009699 | BW 15020-32 AW 80 HSS |
| | 25 | 32 | 1", 3/4", 5/8", 1/2", 25.4/19.05/15.875/12.7 | 60 | 4,500 | 1 | 39008428 | BW 15025-32 AW 60 HSS |
| 175 | 25 | 51 | 1-1/4", 1", 3/4", 5/8", 1/2", 32/25.4/19.05/15.875/12.7 | 80 | 3,750 | 1 | 39009701 | BW 17525-51 AW 80 HSS |
| 200 | 20 | 51 | 1-1/4", 1", 3/4", 5/8", 1/2", 32/25.4/19.05/15.875/12.7 | 60 | 3,350 | 1 | 39008437 | BW 20020-51 AW 60 HSS |
| | 25 | 51 | 1-1/4", 1", 3/4", 5/8", 1/2", 32/25.4/19.05/15.875/12.7 | 60 | 3,350 | 1 | 39008442 | BW 20025-51 AW 60 HSS |
| | | | | 80 | 3,350 | 1 | 39009703 | BW 20025-51 AW 80 HSS |
| | 32 | 51 | 1-1/4", 1", 3/4", 5/8", 1/2", 32/25.4/19.05/15.875/12.7 | 80 | 3,350 | 1 | 39009704 | BW 20032-51 AW 80 HSS |
| 250 | 32 | 51 | 1-1/4", 1", 3/4", 5/8", 1/2", 32/25.4/19.05/15.875/12.7 | 80 | 2,700 | 1 | 39009705 | BW 25032-51 AW 80 HSS |
| 300 | 40 | 76.2 | 3", 2", 1-1/2", 1-1/4", 76.2/51/38.1/32 | 80 | 2,250 | 1 | 39009706 | BW 30040-76,2 AW 80 HSS |

# Grinding discs
## Bench grinding wheels




### CARBIDE design

These bench grinding wheels are used on hard materials, e.g. for sharpening tungsten carbide tools and hardened steels.



**Special features:**
- Long tool life, high dimensional stability and high abrasive performance.
- Integrated adapter sleeves for mounting on almost any bench grinder spindle.



| D [mm] | T [mm] | H [mm] | Reductions [mm] | Grit size | Max. RPM | | Item no. | Designation |
|---|---|---|---|---|---|---|---|---|
| **Silicon carbide (CN)** | | | | | | | | |
| 125 | 20 | 32 | 1", 3/4", 5/8", 1/2", 25.4/19.05/15.875/12.7 | 80 | 5,350 | 1 | 39009723 | BW 12520-32 CN 80 CARBIDE |
| 150 | 16 | 32 | 1", 3/4", 5/8", 1/2", 25.4/19.05/15.875/12.7 | 120 | 4,500 | 1 | 39008421 | BW 15016-32 CN 120 CARBIDE |
| | 20 | 32 | 1", 3/4", 5/8", 1/2", 25.4/19.05/15.875/12.7 | 60 | 4,500 | 1 | 39008570 | BW 15020-32 CN 60 CARBIDE |
| | | | | 80 | 4,500 | 1 | 39009724 | BW 15020-32 CN 80 CARBIDE |
| | | | | 120 | 4,500 | 1 | 39008425 | BW 15020-32 CN 120 CARBIDE |
| | 25 | 32 | 1", 3/4", 5/8", 1/2", 25.4/19.05/15.875/12.7 | 60 | 4,500 | 1 | 39010132 | BW 15025-32 CN 60 CARBIDE |
| | | | | 80 | 4,500 | 1 | 39010133 | BW 15025-32 CN 80 CARBIDE |
| | | | | 120 | 4,500 | 1 | 39008429 | BW 15025-32 CN 120 CARBIDE |
| 175 | 25 | 51 | 1-1/4", 1", 3/4", 5/8", 1/2", 32/25.4/19.05/15.875/12.7 | 80 | 3,750 | 1 | 39009726 | BW 17525-51 CN 80 CARBIDE |
| | | | | 120 | 3,750 | 1 | 39010134 | BW 17525-51 CN 120 CARBIDE |
| 200 | 20 | 51 | 1-1/4", 1", 3/4", 5/8", 1/2", 32/25.4/19.05/15.875/12.7 | 80 | 3,350 | 1 | 39008438 | BW 20020-51 CN 80 CARBIDE |
| | | | | 120 | 3,350 | 1 | 39008439 | BW 20020-51 CN 120 CARBIDE |
| | 25 | 51 | 1-1/4", 1", 3/4", 5/8", 1/2", 32/25.4/19.05/15.875/12.7 | 60 | 3,350 | 1 | 39010135 | BW 20025-51 CN 60 CARBIDE |
| | | | | 120 | 3,350 | 1 | 39008443 | BW 20025-51 CN 120 CARBIDE |
| | | | | 80 | 3,350 | 1 | 39009727 | BW 20025-51 CN 80 CARBIDE |
| | 30 | 51 | 1-1/4", 1", 3/4", 5/8", 1/2", 32/25.4/19.05/15.875/12.7 | 120 | 3,350 | 1 | 39008458 | BW 20030-51 CN 120 CARBIDE |
| | 32 | 51 | 1-1/4", 1", 3/4", 5/8", 1/2", 32/25.4/19.05/15.875/12.7 | 80 | 3,350 | 1 | 39009728 | BW 20032-51 CN 80 CARBIDE |
| 250 | 25 | 51 | 1-1/4", 1", 3/4", 5/8", 1/2", 32/25.4/19.05/15.875/12.7 | 60 | 2,400 | 1 | 39008767 | 25025-51 CN 60 CARBIDE |
| | | | | 80 | 2,400 | 1 | 39008768 | 25025-51 CN 80 CARBIDE |
| | | | | 120 | 2,400 | 1 | 39008769 | 25025-51 CN 120 CARBIDE |
| | 32 | 51 | 1-1/4", 1", 3/4", 5/8", 1/2", 32/25.4/19.05/15.875/12.7 | 80 | 2,700 | 1 | 39009729 | BW 25032-51 CN 80 CARBIDE |
| 300 | 40 | 76.2 | 3", 2", 1-1/2", 1-1/4", 76.2/51/38.1/32 | 80 | 2,250 | 1 | 39009730 | BW 30040-76,2 CN 80 CARBIDE |




## Reducing rings for bench grinding wheels

Reducing rings enable secure adjustment of the standard centre hole to a reduced centre hole dimension.

**Special features:**
- Generally suitable for all bench grinders and bench grinding wheels.

| Image | Suitable for hole diameter | Width [mm] | Dia. hole included in the set | | Item no. | Designation |
|---|---|---|---|---|---|---|
| ① | 32 mm | 15.4 | 32/25,4/19,05/15,875/12,7 | 1 | 39010150 | 32/25,4/19,05/15,875/12,7 |
| ② | 51 mm | 19.5 | 51/32/25,4/19,05/15,875/12,7 | 1 | 39010151 | 51/32/25,4/19,05/15,875/12,7 |
| ③ | 76.2 mm | 39.5 | 76,2/51/38,1/32 | 1 | 39010152 | 76,2/51/38,1/32 |



# Grinding discs for saw chains

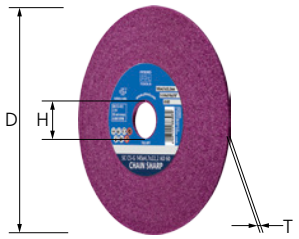


## Grinding discs for saw chains

The grinding discs for saw chains are exceptionally well-suited for mechanical sharpening of saw chains using chain sharpeners.



**Special features:**
- High grinding performance and stock removal rate with long tool life.
- Careful grinding of the saw chain teeth.
- Precise sharpening of saw chain teeth thanks to high dimensional stability.

| D [mm] | T [mm] | H [mm] | Grit size | Suitable for chain pitch | Max. RPM | | Item no. | Designation |
|---|---|---|---|---|---|---|---|---|
| **Aluminium oxide dark red (AD)** | | | | | | | | |
| 145 | 3.2 | 22.2 | 60 | 1/4, 3/8 LP, .325 | 4,600 | 1 | 33100001 | SC CS-G 145x3,2x22,2 AD 60J7V |
| | 4.7 | 22.2 | 60 | 3/8, .404 | 4,600 | 1 | 33100002 | SC CS-G 145x4,7x22,2 AD 60J7V |
| | 6 | 22.2 | 60 | For depth gauge | 4,600 | 1 | 33100003 | SC CS-G 145x6,0x22,2 AD 60J7V |

# Special tools for tool and mould-making
## The quick way to find the perfect tool

PFERD TOOLS

| Material group ▼ | | Design ▶ | UNIVERSAL  | CARBIDE  |
|---|---|---|---|---|
| Steel | Steels up to 1,200 N/mm² (< 38 HRC) | Construction steels, carbon steels, tool steels, non-alloyed steels, case-hardened steels, tempering steels | ● | ○ |
| | Hardened, heat-treated steels over 1,200 N/mm² (> 38 HRC) | Tool steels, tempering steels, alloyed steels | ○ | ● |
| Stainless steel (INOX) | Rust and acid-resistant steels | Austenitic and ferritic stainless steels | ● | |
| Tungsten carbide | – | – | | ● |
| Non-ferrous metals | Soft non-ferrous metals, non-ferrous metals | Aluminium alloys, brass, copper, zinc | ● | |
| | Hard non-ferrous metals | Bronze, titanium, titanium alloys, hard aluminium alloys | ● | |

● = highly suitable ○ = suitable

3

## Grinding and polishing stones




### UNIVERSAL type

The UNIVERSAL grinding and polishing stones are the all-rounders for step-by-step fine grinding in tool and mould construction.




**Special features:**
- Long tool life, high dimensional stability. high abrasive performance, uniform stock removal and fine surface finish.
- Materials: Hardened, heat-treated steels, stainless steel (INOX), aluminium, other non-ferrous metals.

| B [mm] | H [mm] | L [mm] | Grit size | | Item no. | Designation |
|---|---|---|---|---|---|---|
| **Square** | | | | | | |
| 4 | 4 | 150 | 220 | 12 | 33400001 | SPS 4x4x150 AN 220 UNIVERSAL |
| | | | 320 | 12 | 33400007 | SPS 4x4x150 AN 320 UNIVERSAL |
| | | | 400 | 12 | 33400013 | SPS 4x4x150 AN 400 UNIVERSAL |
| 6 | 3 | 150 | 400 | 12 | 33400014 | SPS 6x3x150 AN 400 UNIVERSAL |
| | | | 600 | 12 | 33400020 | SPS 6x3x150 AN 600 UNIVERSAL |
| | 6 | 150 | 320 | 12 | 33400009 | SPS 6x6x150 AN 320 UNIVERSAL |
| | | | 400 | 12 | 33400015 | SPS 6x6x150 AN 400 UNIVERSAL |
| | | | 600 | 12 | 33400021 | SPS 6x6x150 AN 600 UNIVERSAL |
| 13 | 3 | 150 | 400 | 12 | 33400016 | SPS 13x3x150 AN 400 UNIVERSAL |
| | | | 600 | 12 | 33400022 | SPS 13x3x150 AN 600 UNIVERSAL |
| | 6 | 150 | 320 | 12 | 33400011 | SPS 13x6x150 AN 320 UNIVERSAL |
| | | | 400 | 12 | 33400017 | SPS 13x6x150 AN 400 UNIVERSAL |
| | | | 600 | 12 | 33400023 | SPS 13x6x150 AN 600 UNIVERSAL |
| 25 | 13 | 150 | 220 | 6 | 33400006 | SPS 25x13x150 AN 220 UNIVERSAL |
| | | | 320 | 6 | 33400012 | SPS 25x13x150 AN 320 UNIVERSAL |
| | | | 400 | 6 | 33400018 | SPS 25x13x150 AN 400 UNIVERSAL |

*Discontinued product*




## CARBIDE design

The CARBIDE soft grinding and polishing stones enable high removal rates without clogging on hard materials in tool and mould construction.



**Special features:**

- Long tool life, high dimensional stability. high abrasive performance, uniform stock removal and fine surface finish.

| B [mm] | H [mm] | L [mm] | Grit size | | Item no. | Designation |
|---|---|---|---|---|---|---|
| **Square** | | | | | | |
| 4 | 4 | 150 | 150 | 12 | 33400025 | SPS 4x4x150 CN 150 CARBIDE |
| | | | 220 | 12 | 33400031 | SPS 4x4x150 CN 220 CARBIDE |
| | | | 320 | 12 | 33400037 | SPS 4x4x150 CN 320 CARBIDE |
| | | | 400 | 12 | 33400043 | SPS 4x4x150 CN 400 CARBIDE |
| | | | 600 | 12 | 33400049 | SPS 4x4x150 CN 600 CARBIDE |
| 6 | 3 | 150 | 150 | 12 | 33400026 | SPS 6x3x150 CN 150 CARBIDE |
| | | | 220 | 12 | 33400032 | SPS 6x3x150 CN 220 CARBIDE |
| | | | 320 | 12 | 33400038 | SPS 6x3x150 CN 320 CARBIDE |
| | | | 400 | 12 | 33400044 | SPS 6x3x150 CN 400 CARBIDE |
| | | | 600 | 12 | 33400050 | SPS 6x3x150 CN 600 CARBIDE |
| | 6 | 150 | 150 | 12 | 33400027 | SPS 6x6x150 CN 150 CARBIDE |
| | | | 220 | 12 | 33400033 | SPS 6x6x150 CN 220 CARBIDE |
| | | | 320 | 12 | 33400039 | SPS 6x6x150 CN 320 CARBIDE |
| | | | 400 | 12 | 33400045 | SPS 6x6x150 CN 400 CARBIDE |
| | | | 600 | 12 | 33400051 | SPS 6x6x150 CN 600 CARBIDE |
| 13 | 3 | 150 | 150 | 12 | 33400028 | SPS 13x3x150 CN 150 CARBIDE |
| | | | 220 | 12 | 33400034 | SPS 13x3x150 CN 220 CARBIDE |
| | | | 320 | 12 | 33400040 | SPS 13x3x150 CN 320 CARBIDE |
| | | | 400 | 12 | 33400046 | SPS 13x3x150 CN 400 CARBIDE |
| | | | 600 | 12 | 33400052 | SPS 13x3x150 CN 600 CARBIDE |
| | 6 | 150 | 150 | 12 | 33400029 | SPS 13x6x150 CN 150 CARBIDE |
| | | | 220 | 12 | 33400035 | SPS 13x6x150 CN 220 CARBIDE |
| | | | 320 | 12 | 33400041 | SPS 13x6x150 CN 320 CARBIDE |
| | | | 400 | 12 | 33400047 | SPS 13x6x150 CN 400 CARBIDE |
| | | | 600 | 12 | 33400053 | SPS 13x6x150 CN 600 CARBIDE |
| 25 | 13 | 150 | 150 | 6 | 33400030 | SPS 25x13x150 CN 150 CARBIDE |
| | | | 220 | 6 | 33400036 | SPS 25x13x150 CN 220 CARBIDE |
| | | | 320 | 6 | 33400042 | SPS 25x13x150 CN 320 CARBIDE |
| | | | 400 | 6 | 33400048 | SPS 25x13x150 CN 400 CARBIDE |
| | | | 600 | 6 | 33400054 | SPS 25x13x150 CN 600 CARBIDE |




## Arbor for grinding and polishing stones for four different cross sections

This arbor is ideally suited for clamping grinding and polishing stones for manual applications.

**Special features:**
- Used for clamping four different cross sections.

| Suitable cross sections | | Item no. | Designation |
|---|---|---|---|
| **Manual application** | | | |
| 6 x 3 mm, 13 x 1.5 mm / 6 x 6 mm, 13 x 3 mm | 1 | 33509020 | SPSH 6x3/6x6/13x1,5/13x3 |




## Arbor for grinding and polishing stones for two different cross sections

This arbor is ideally suited for clamping grinding and polishing stones for manual applications.

**Special features:**
- Offers space to clamp two different cross sections.

| Suitable cross sections | | Item no. | Designation |
|---|---|---|---|
| **Manual application** | | | |
| 6 x 6 mm, 13 x 6 mm | 1 | 33509010 | SPSH 6x6/6x13 |




## Variable arbor for manual filing tool for grinding and polishing stones

This arbor is ideally suited for clamping grinding and polishing stones for manual applications.

**Special features:**
- The arbor for the manual filing tool is variably adjustable.

| $S_d$ [mm] | $L_2$ [mm] | Suitable cross sections | | Item no. | Designation |
|---|---|---|---|---|---|
| 3.17 | 20 | all grinding and polishing stones | 1 | 33509030 | SPSH 3-13 3,1 |

# Accessories for mounted points and grinding discs

## Hand dressers






### Dressing stone for major dressing work

The dressing stone is suitable for profiling grinding points and Poliflex mounted points.

**Special features:**

- For major dressing work with anti-slip rubber backing.

| L [mm] | B [mm] | H [mm] | | Item no. | Designation |
|---|---|---|---|---|---|
| 120 | 50 | 30 | 5 | 33401001 | SE 1203050 CU 30 R 5 V |




### Dressing stone with 2 different grit sizes

The dressing stone is suitable for profiling grinding points and Poliflex mounted points.

**Special features:**

- Two different grit sizes for dressing mounted points with different grit sizes and bonds.

| L [mm] | B [mm] | H [mm] | | Item no. | Designation |
|---|---|---|---|---|---|
| 120 | 50 | 30 | 5 | 33401010 | SE 1203050 CU 30/60 R 5 V |




### Dressing stone for profiling and dressing work

The dressing stones are suitable for profiling grinding points and Poliflex mounted points.

**Special features:**

- For profiling and dressing smaller mounted points.

| L [mm] | B [mm] | H [mm] | | Item no. | Designation |
|---|---|---|---|---|---|
| 70 | 12 | 22 | 5 | 33899045 | SE 702212 CU 46 M 5 V |

# Accessories for mounted points and grinding discs

## Hand dressers




### Abrasive segments

Wedge-shaped abrasive segments are exceptionally well suited for work on sand moulds and cores in foundries. Using the abrasive segments, the intersections and separators on sand moulds and cores can be re-finished and removed.



**Special features:**

- The wedge-shaped design allows effortless work in both very narrow areas and on large surfaces.

| L [mm] | B [mm] | H [mm] | | Item no. | Designation |
|---|---|---|---|---|---|
| 235 | 42 | 4 | 10 | 33401100 | SE 235-42-4 AN 46 N 5 B |
| 246 | 32 | 5 | 10 | 33401110 | SE 246-32-5 AN 46 N 5 B |




### Diamond dresser

Using this diamond dresser, blunt abrasive grain and metal particles can be removed from the grinding tool, and the required grinding wheel shapes can be produced.

**Special features:**

- Long-life diamond dresser with large single grit diamond.
- For profiling and dressing mounted points, grinding discs and Poliflex mounted points.

| L [mm] | D [mm] | Carats [ct] | | Item no. | Designation |
|---|---|---|---|---|---|
| 81 | 6 | 0.2 | 1 | 33301000 | 400 B |



### Roller dresser for bench grinding wheels

Ideal accessory for PFERD TOOLS bench grinding wheels if the grinding disc has become clogged or the shape of the grinding disc has changed.



**Special features:**

- The dressing roller is made from steel discs with U-shaped teeth.
- The curved washers between the tooth discs gives the tooth roller strength and stability.
- Axis with integrated grease fitting to guarantee a long tool life even at high peripheral speeds.

| Total length [mm] | Roll width [mm] | Roll dia. [mm] | Max. wheel ø [mm] | Max. wheel thickness [mm] | | Item no. | Designation |
|---|---|---|---|---|---|---|---|
| 435 | 39 | 55 | 500 | 63 | 1 | 33300001 | AR 55x39x12 |

# Accessories for mounted points and grinding discs

## Hand dressers



### Replacement roller for roller dresser for bench grinding wheels

The interchangeable roller for the roller dresser can be used until the teeth are worn.

| Roll width [mm] | Roll dia. [mm] | Hole diameter [mm] | | Item no. | Designation |
|---|---|---|---|---|---|
| 39 | 55 | 12 | 1 | 33300002 | ER 55x39x12 |



### Replacement spindle for roller dresser for bench grinding wheels

The lubricatable axle for the roller dresser is a spare part if the axle does become worn.

| Roll width [mm] | Diameter [mm] | | Item no. | Designation |
|---|---|---|---|---|
| 39 | 12 | 1 | 33300003 | EA 12x39 |



### Rod dresser for bench grinding wheels

The SiC rod dresser is an affordable alternative for dressing bench grinding wheels. A stainless steel tube protects the SiC rod against breakage and makes the tool more robust.



| Total length [mm] | Diameter [mm] | | Item no. | Designation |
|---|---|---|---|---|
| 250 | 22 | 1 | 33300004 | AR 22x250 |

PFERD TOOLS

4



# Fine grinding and polishing tools

# Fine grinding and polishing tools
Table of contents

PFERD TOOLS

## Fine grinding and polishing tools


- Highlights from the PFERD TOOLS range 290
- General information 291
- The quick way to find the perfect tool 293
- Coated abrasives 295




## COMBICLICK


- Fibre discs CC-FS 298
- Non-woven discs 304
- POLICLEAN discs 306
- Felt discs CC-FR 307
- Backing pad 307
- COMBICLICK set 309




## Fibre discs


- Fibre discs FS 311
- Backing pad 318
- Stand 319




## Hook and loop discs


- Hook and loop discs KR 320
- Hook and loop disc holders KRH 322




## Self-adhesive abrasive discs


- Self-adhesive abrasive discs PSA 323
- Abrasive disc holder PSA-H 324




## COMBIDISC


- Mini-POLIFAN CD, CDR 326
- Mini-POLIFAN FLEX CD, CDR 328
- Mini-POLIFAN arbor 329
- Abrasive discs CD, CDR 330
- POLICLEAN discs CD, CDR 342
- Non-woven discs CD, CDR 343
- Felt discs CD, CDR 346
- Abrasive disc holder 347
- COMBIDISC set 348




## Flexible abrasives


- Short belts BA 350
- Short belts VB 356
- Short belts P-BA 357
- Belts for pneumatic drums 358
- Pneumatic drum 359
- Long belts BA 360
- Cloth-backed abrasive sheets BG 364
- Paper-backed abrasive sheets BP 366
- Hand pads 368
- Sanding sponges set 369
- Sanding sponge sets 369
- Shop rolls SBR 370
- Shop rolls SBR-P 371
- Shop roll holder SRH 372
- POLINOX non-woven shop rolls VBR 372
- Abrasive cord 373
- Hook and loop-backed abrasive discs KSS 373
- Hook and loop-backed abrasive discs KSS-NET 374
- Hook and loop-backed abrasive disc holder 375




## Abrasive spiral bands


- Small pack KSB 377
- Bulk pack GSB 378
- Rubber drum holder GK 384




## POLIROLL, POLICO


- POLIROLL cartridge rolls PR and PRK, POLICO abrasive cones PCO 385
- Arbor and set 387




## POLICAP


- POLICAP (PC), shape ZYA 389
- POLICAP abrasive cap holder (PCT), shape ZYA 389
- POLICAP set (PCS), shape ZYA 390
- POLICAP (PC), shape WRC 390
- POLICAP abrasive cap holder (PCT), shape WRC 391
- POLICAP set (PCS), shape WRC 392
- POLICAP (PC), shape WKG 392
- POLICAP abrasive cap holder (PCT), shape WKG 393
- POLICAP set (PCS), shape WKG 393
- POLICAP (PC), shape KEL 394
- POLICAP abrasive cap holder (PCT), shape KEL 395
- POLICAP set (PCS) 395
- POLICAP abrasive spiral bands (PCH), conical shape 396
- POLICAP rubber drum holder (PCT), shape KEL 396
- Rubber drum holder GK, conical shape 396

# Fine grinding and polishing tools
Table of contents



## Flap tools


- Mounted flap wheels F 398
- Mounted flap wheel set 405
- Mounted flap wheel – bore polisher 405
- Unmounted flap wheels FR 406
- Arbor FR/VR 408
- Unmounted flap wheels for angle grinders 408
- Flap drums 410
- POLIFLAP tools 410
- Overlap slotted discs KS 412
- Arbor for overlap slotted discs BO KS 412
- POLISTAR 413
- POLISTAR-TUBE 414
- Arbor for POLISTAR and POLISTAR-TUBE 415




## Sanding sticks


- Flexible sanding sticks 416
- Ceramic fibre files 417




## Non-woven tools


- POLINOX unitized wheels PNER 422
- Arbor for POLINOX unitized/ convolute wheels 423
- POLINOX unitized discs PNER 424
- POLINOX compact mounted points PNER 424
- POLINOX convolute wheels PNK 428
- Clamping flanges for POLINOX convolute wheels PNK 429
- POLINOX mounted grinding wheels 429
- POLINOX cross buffs 433
- POLINOX unmounted grinding wheels 434
- Arbor for POLINOX grinding wheels 436
- Reducing flanges for POLINOX grinding wheels RF 436
- Threaded POLINOX grinding wheels 437
- POLINOX grinding discs 438
- POLINOX grinding drums 439
- POLINOX discs 441
- Arbor for POLINOX discs 441
- Accessories 442
- POLINOX marbling tools 442
- POLIVLIES grinding discs 443
- Hook and loop disc holders PVKRH 445
- POLICLEAN tools 446




## Poliflex tools


- PUR bond 452
- PU-STRUC bond 455
- GR bond 456
- GHR bond 457
- Arbor BO 458
- LR bond 459
- LHR bond 460
- TX bond 461




## Polishing tools


- Felt points FK 464
- Mounted felt flap wheels 468
- Felt wheels and lenses FK SC/LI 468
- Felt flap discs FFS 469
- Felt sheets FK P 470
- Cloth rings 470
- Arbor 472




## Grinding oils and polishing pastes


- Grinding and polishing pastes 473
- Diamond polishing pastes 474
- Grinding oils 475
- Cleaner 476

# Fine grinding and polishing tools
## Highlights from the PFERD TOOLS range

### COMBICLICK

The COMBICLICK system consists of a specially developed backing pad and a rugged mounting system at the back of the tool.

The backing pad enables COMBICLICK tools to be used on conventional angle grinders for the use of fibre discs and non-woven and felt tools.

The unique geometry of the cooling slots in the backing pad ensures high air throughput, which in turn considerably reduces the thermal load on the abrasive material and the workpiece.

Compared with conventional tools, the quick-mounting system, robust holder, secure tool-locking feature and integrated cooling system together achieve a workpiece temperature that is up to 30% lower, a 25% higher stock removal rate, a 30% longer tool life and better utilization of the abrasive material.

Scan the QR code to find out more about the COMBICLICK range.



### **VICTO**GRAIN

**VICTO**GRAIN products are some of the most effective grinding tools in the world. The triangular, precision-formed abrasive grain from PFERD TOOLS helps provide a uniquely high level of abrasive performance. The **VICTO**GRAIN abrasive grit triangles are identical in shape and size and their cutting edges are applied to the workpiece at the optimum angle, meaning the grit needs very little energy to penetrate the workpiece. The user thus benefits from an efficient machining process with fast work progress, a long tool life, a reduced influx of heat into the workpiece and a lower power output required for the tool drive.

By combining all these properties together, users benefit from the ultimate, constant performance during cool grinding and an extremely long tool life together with consistent workpiece surface roughness.

Scan the QR code to find out more about the **VICTO**GRAIN products.



### Non-woven tools

Non-woven abrasives come into their own where other grinding tools reach their limits and are unable to produce the desired results. The elastic properties of the polyamide fibres and the positive effect of the non-woven abrasive give rise to outstanding, gentle finishing tools.

Non-woven abrasives consist of polyamide fibres, synthetic resins and abrasive grain. The even distribution of the abrasive grain within the non-woven mixture guarantees a continuous supply of fresh, sharp abrasive grain during the entire grinding operation. Non-woven abrasives do not clog up, do not leave rust on surfaces and are not conductive.

Non-woven abrasive material is excellent when used for deburring, cleaning or working on the surface of many metals, including aluminium, brass, copper, nickel, stainless steel (INOX) and titanium. It is also suitable for working on other hard-to-grind materials, such as ceramic, glass and plastic.

Scan the QR code to find out more about PFERD TOOLS' wide range of non-woven tools.



# Fine grinding and polishing tools
## Highlights from the PFERD TOOLS range

### More expert information online

Scan the QR code to find out a wide range of tool and application knowledge relating to PFERD TOOLS' high-quality tools and their huge variety of materials.

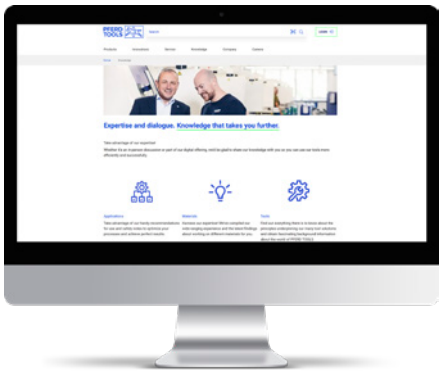

## General information

### Custom-made products

If you cannot find the solution for your particular application in our extensive catalogue range, we can produce fine grinding and polishing tools in premium PFERD TOOLS quality specifically for your application on request.
We can take into account your specifications and needs, drawings, information on dimensions and shapes, grit sizes and grain types, grain mixtures, shank diameters and shank lengths.
Please speak to our sales representatives. We will be happy to advise you.

### Factors that influence the surface roughness:

The abrasive material, the material you will be working on and the machining parameters all affect the surface roughness. As a general rule:

- The larger the grain, the rougher the surface produced.
- The softer the material that is being machined, the coarser the surface produced when using the same grit size.
- The increase in cutting speed leads to a slightly better surface quality.
- Reducing the feed rate produces a slightly finer surface quality.



## A distinction is made between the following roughness depths:

- **Individual roughness depth $Rz_i$**
  The sum of the height of the largest profile peak and the depth of the largest profile trough within an individual measuring section.
- **Roughness depth $R_z$**
  The mean value of the individual roughness depths ($R_{zi}$) of consecutive individual measuring sections.
- **Roughness depth $R_{max}$**
  The largest individual roughness depth within the overall measuring section.
- **Average roughness value $R_a$**
  The arithmetic average of the amounts of all values of the roughness profile.

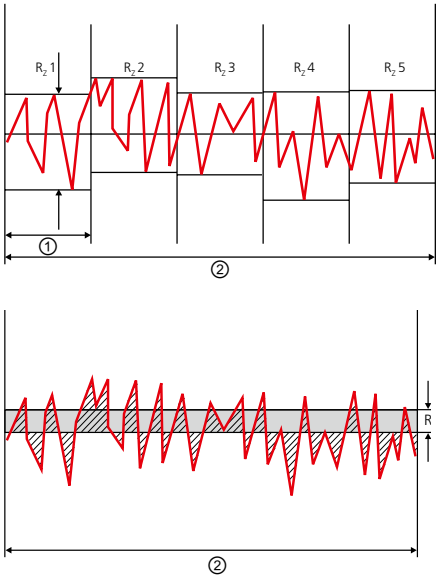


① Individual measuring section
② Overall measuring section

| Application | Roughness depth |
|---|---|
| Coarse grinding: grit sizes 24 to 150 | $R_a$ = 0.70 to 12 µm |
| Fine grinding: grit sizes 180 to 400 | $R_a$ = 0.20 to 0.70 µm |
| Very fine grinding: grit sizes 500 to 1,200 | $R_a$ = 0.05 to 0.20 µm |
| Structuring: surfaces ground | $R_a$ = 0.20 to 0.70 µm |
| Satin finishing/matt finishing: with non-woven abrasive | $R_a$ = 0.10 to 0.70 µm |
| Polishing:<br>Step 1:<br>Step 2:<br>Step 3: | <br>$R_a$ = 0.10 to 0.20 µm<br>$R_a$ = 0.04 to 0.10 µm<br>$R_a$ = < 0.01 µm |

Reference values for roughness depths in the case of different applications.

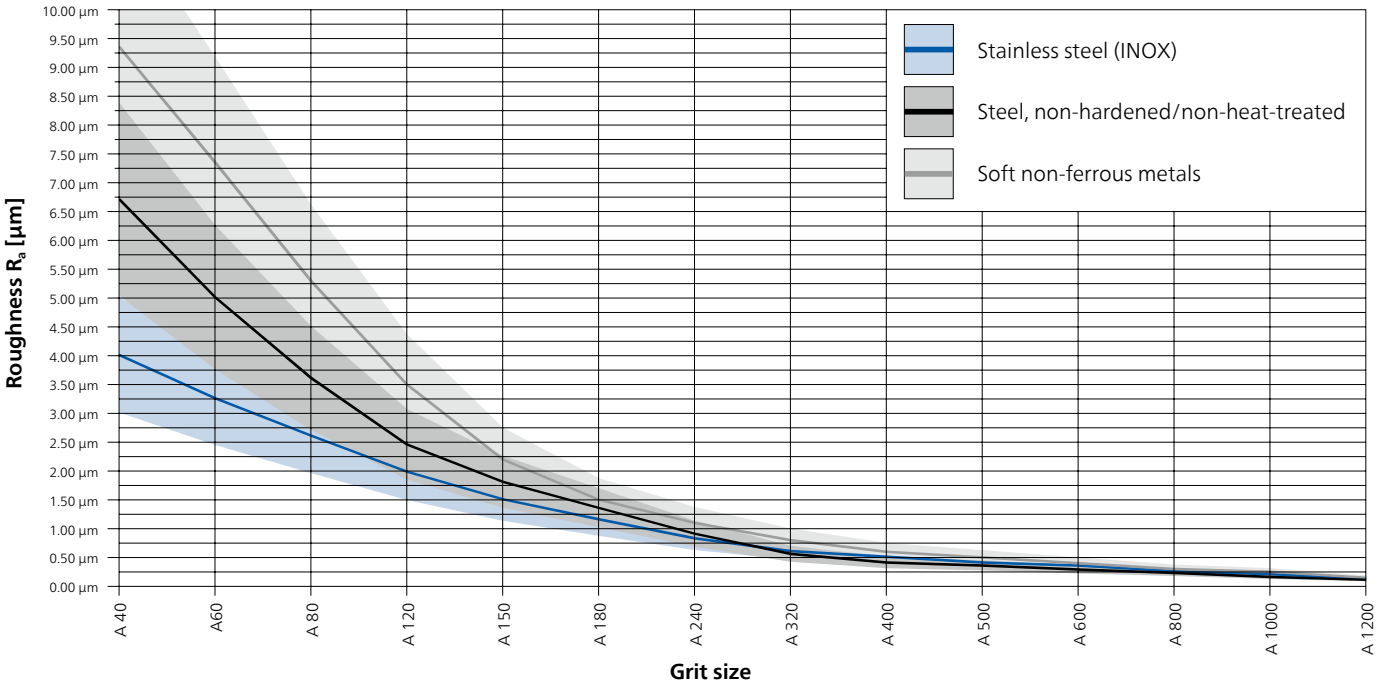


Surface roughness of different materials after machining with tools using coated abrasives.

# Fine grinding and polishing tools
## The quick way to find the perfect tool

PFERD TOOLS

| Work steps ▾ / Work type ▸ | Face-down grinding<br>Tools with backing pad | | Belt grinding<br>Tools for belt sanders |
|---|---|---|---|
| **Changing geometrical profiles** | COMBIDISC<br>■ Abrasive discs<br>■ Diamond abrasive discs | COMBICLICK<br>■ Fibre discs | Short belts |
| | COMBIDISC<br>■ Mini fibre discs | Fibre discs | Long belts |
| | COMBIDISC<br>■ Mini-POLIFAN<br>■ Mini-POLIFAN FLEX | Hook and loop discs | |
| **Step-by-step fine grinding<br>Reducing roughness depths** | COMBIDISC<br>■ Abrasive discs<br>■ Non-woven discs | PSA discs | Short belts |
| | COMBICLICK<br>■ Fibre discs<br>■ Non-woven discs | Poliflex<br>■ Discs | Long belts |
| | Fibre discs | POLINOX<br>■ Unitized discs | |
| | Hook and loop abrasive discs | POLINOX Discs<br>■ PNL<br>■ PNZ | |
| | Hook and loop discs | | |
| **Fine grinding<br>Very fine grinding** | COMBIDISC<br>■ Abrasive discs<br>■ Non-woven discs | Poliflex<br>■ Discs | Short belts |
| | COMBICLICK<br>■ Fibre discs | POLINOX<br>■ Unitized discs | Long belts |
| | Fibre discs | Hook and loop discs<br>■ DOT-A | Short belts, non-woven |
| | PSA discs | Grinding oils | Grinding oils |
| **Cleaning** | COMBIDISC<br>■ Non-woven discs | POLIVLIES<br>■ Hook and loop discs | Short belts, non-woven |
| | COMBIDISC<br>■ POLICLEAN discs | POLICLEAN<br>■ Discs | |
| | COMBICLICK<br>■ Non-woven discs | | |
| **Creating visual effects** | COMBIDISC<br>■ Non-woven discs | Poliflex<br>■ Structuring tools | Short belts, non-woven |
| | COMBIDISC<br>■ TX discs | POLIVLIES<br>■ Hook and loop discs | |
| | COMBICLICK<br>■ Non-woven discs | POLIVLIES<br>■ Flap discs | |
| | Marbling tools | POLINOX-Discs<br>■ PNL<br>■ PNZ | |
| **Polishing** | COMBIDISC<br>■ Felt discs | Diamond polishing pastes | Short belts, felt |
| | COMBICLICK<br>■ Felt discs | Polishing paste bars | Diamond polishing pastes |
| | Felt flap discs | | Polishing paste bars |

# Fine grinding and polishing tools
The quick way to find the perfect tool

PFERD TOOLS



| Work steps ▾ / Work type ▸ | Peripheral grinding<br>Mounted tools, tools with arbor holes | | Manual grinding | |
|---|---|---|---|---|
| **Changing geometrical profiles**  | Abrasive spiral bands | POLICAP | | |
| | POLIROLL, POLICO | Overlap slotted discs | | |
| **Step-by-step fine grinding Reducing roughness depths**  | Abrasive spiral bands | Unmounted flap wheels for angle grinders | Poliflex<br>■ Blocks | |
| | POLIROLL | Flap drums | Ceramic fibre files | |
| | POLICAP | POLISTAR | Abrasive sheets<br>■ Cloth<br>■ Paper | |
| | Mounted flap wheels | Overlap slotted discs | Shop rolls<br>■ Cloth<br>■ Paper | |
| | Unmounted flap wheels | | Flexible sanding sticks | |
| **Fine grinding Very fine grinding**  | POLIROLL, POLICO | POLINOX<br>■ Unitized/convolute wheels | Poliflex<br>■ Blocks | Shop rolls<br>■ Cloth<br>■ Paper |
| | Poliflex<br>■ Fine grinding discs | POLINOX<br>■ Compact mounted points | Abrasive sheets<br>■ Cloth<br>■ Paper | Diamond hand pads |
| | Poliflex<br>■ Fine grinding points | Grinding oils | Abrasive sponge | |
| **Cleaning**  | POLINOX<br>■ Mounted grinding wheels | POLIVLIES<br>■ CURVE | Abrasive sheets<br>■ Cloth<br>■ Paper | |
| | POLINOX<br>■ Unmounted grinding wheels | POLICLEAN<br>■ Wheels | POLINOX<br>■ Hand pads | |
| | POLINOX<br>■ Cross buffs | POLICLEAN<br>■ Mounted tools | Shop rolls<br>■ Cloth<br>■ Paper | |
| | POLINOX<br>■ Grinding drums | POLICLEAN<br>■ Grinding drums | Non-woven shop rolls | |
| **Creating visual effects**  | POLINOX<br>■ Mounted grinding wheels | POLIFLAP<br>■ Grinding wheel | POLINOX<br>■ Hand pads | |
| | POLINOX<br>■ Unmounted grinding wheels | Poliflex<br>■ Structuring tools | Non-woven shop rolls | |
| | POLINOX<br>■ Wheels | Flap drums | Masking tape | |
| | POLINOX<br>■ Grinding drums | | | |
| **Polishing**  | Felt points | Mounted felt flap wheels | Diamond polishing pastes | Grinding pastes |
| | Felt wheels and lenses | Cloth rings | Polishing paste bars | |

## Structure of coated abrasives

PFERD TOOLS offers a wide selection of coated abrasive tools for working on different workpiece geometries and materials.
① Backing material
② Base bond
③ Coating bond
④ Abrasive grain
⑤ Active grinding layer

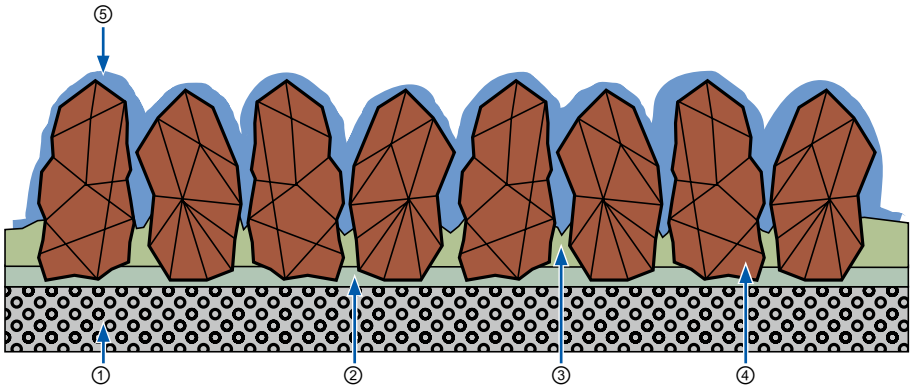


## ① Backing material

### Paper

The main areas of application for coated abrasives with a paper base are in the woodworking industry and in trade, e.g. among carpenters, painters and decorators.

### Cloth

Coated abrasives with a cloth base are predominantly used for metalworking.

### Vulcanized fibre

When adapted to the corresponding applications, vulcanized fibre in various thicknesses is predominantly used for making fibre grinding discs. Vulcanized fibre is a very sturdy, robust backing material, and also very wear-resistant.

## ② + ③ bond

When manufacturing coated abrasives, different resin bonds are used to fix the abrasive grain to the backing material. First, the backing material is coated with the base bond ②. After this, the abrasive grain is evenly scattered over the surface and aligned to achieve higher aggressiveness with the help of special procedures. The coating bond ③ ensures that the abrasive grain is fixed in place and protects the grain against the forces and loads resulting from the grinding process.

## ④ Abrasive grain

Selecting the right abrasive grain has a great influence on the surface quality and efficiency. The most common abrasive grain materials are:

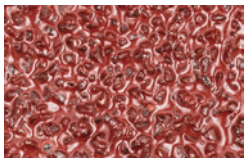

**Aluminium oxide A**
Numerous types of aluminium oxide are used as abrasives. These may be present in molten or sintered form. The hardness and toughness can be influenced by special manufacturing procedures or additives. Standard types of aluminium oxide and a "sharp-edged" grain shape are predominantly used for coated abrasives.



**Zirconia alumina Z**
Zirconia alumina is a fused mixture of aluminium oxide and zirconium oxide. In comparison to aluminium oxides, zirconia alumina exhibits lower hardness but greater toughness. The high proportion of zirconium oxide results in an extremely powerful self-sharpening effect and contributes to outstanding stock removal rates with cool grinding and a long tool life.



**Silicon carbide SiC**
Silicon carbide is synthetically manufactured abrasive grain which is very sharp-edged, with low toughness and very high hardness. It is particularly suitable for work on titanium, aluminium, bronze, stone and plastics.
Ideally suited for use in the aeronautical industry, especially where SiC is the only approved abrasive, e.g. for use on engine components.



**Diamond grain D**
Diamond grain is the hardest abrasive. It consists of pure carbon in a crystalline structure. For grinding tools, the diamonds used are generally produced synthetically at very high temperatures and under high pressure. The properties of diamond grain can be adapted for use in grinding tools through various synthesis conditions.



**DOT-A grain**
The special, multi-layered grit on DOT-A ensures consistent stock removal at low cutting speeds. The new, spherical grain technology enables a high-gloss finish while generating little heat.

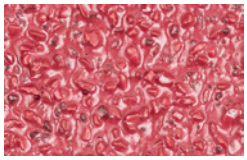

**Ceramic oxide grain**
For sintered aluminium oxides, a differentiation is made between sintered bauxite aluminium oxides and sol-gel aluminium oxides. Sol-gel aluminium oxides are predominantly used for coated abrasives in the form of abrasive ceramic grain. This state-of-the-art abrasive is used for numerous applications thanks to its high toughness and good self-sharpening qualities.



**Compact grain CK**
In the case of compact grain, individual grains are built up as granulate with a bond system. Each individual grain of granulate is one solid unit, in which numerous abrasive grains made from aluminium oxide or silicon carbide (SiC) are joined together. Used abrasive grains are torn out of this compound structure by the forces resulting from the grinding, and expose sharp abrasive points in doing so. This guarantees a long tool life with a constant surface quality.




**VICTO**GRAIN
By combining all these properties together, users benefit from the ultimate, constant performance during cool grinding and an extremely long tool life together with consistent workpiece surface roughness.

4

## Grit sizes

The various grit sizes for coated abrasives are set out in ISO 6344 and have been adopted in FEPA standards.

**Coarse**
P 12 – 16 – 20 – 24 – 36 – 40 – 50 – 60 – 80

**Medium**
P 100 – 120 – 150 – 180 – 220 – 240 – 280

**Fine**
P 320 – 360 – 400 – 500 – 600

**Ultra-fine**
P 800 – 1,000 – 1,200 – 1,500

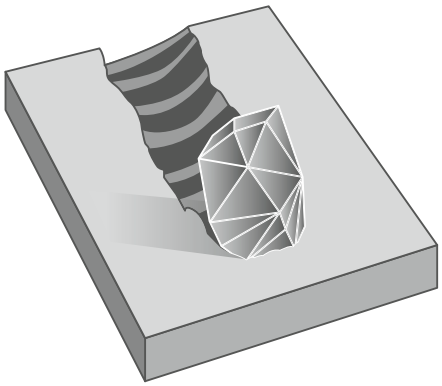

## ⑤ Active grinding layer

The use of an active grinding layer significantly increases the stock removal rate and reduces the workpiece temperature. This is particularly advantageous for materials which conduct heat poorly, such as stainless steel (INOX). Products from PFERD TOOLS with an active grinding layer have the suffix "COOL" in the item designation.





## System

Very easy and convenient to use.



## Clamping

Extremely quick and easy tool changes, which reduces process costs.



## Cooling effect

Excellent cooling of the tool and workpiece.



## Flexible grinding

Particularly soft and flexible grinding performance during face-down grinding with fibre disc dia. 125 mm.




## COMBICLICK can be used at extremely low angles

Using COMBICLICK helps to avoid scratches caused by protruding clamping pieces, and exploits the abrasive material that is available.




By way of comparison, the contact angle for fibre discs is much steeper.

## The quick way to find the perfect tool

| Material group ▼ | | | Abrasive ▶ Aluminium oxide A | Zircon Z | Ceramic oxide grain CO | VICTOGRAIN | Silicon carbide SiC | Aluminium oxide A-COOL | Ceramic oxide grain CO-COOL (PLUS) | Ceramic oxide grain CO-ALU | VICTOGRAIN-COOL |
|---|---|---|---|---|---|---|---|---|---|---|---|
| Steel, cast steel | Non-hardened, non-heat-treated steels | Construction steels, carbon steels, tool steels, non-alloyed steels, cast steel | ● | ○ | ● | ● | | | | | ○ |
| | Hardened, heat-treated steels | Tool steels, tempering steels, alloyed steels, cast steel | ○ | ● | ● | ● | | | | | ○ |
| Stainless steel (INOX) | Rust and acid-resistant steels | Austenitic and ferritic stainless steels | | ○ | | ○ | | ● | ● | | ● |
| Non-ferrous metals | Soft non-ferrous metals, non-ferrous metals | Soft aluminium alloys | ○ | | | | | ● | ○ | ○ | |
| | | Brass, copper, zinc | ● | ○ | ○ | | | | | ○ | |
| | Hard non-ferrous metals | Hard aluminium alloys | ● | ○ | ○ | | ○ | | | ○ | |
| | | Bronze, titanium | | ○ | ○ | ○ | ● | | ● | | ● |
| | High-temperature-resistant materials | Nickel-based and cobalt-based alloys | | ○ | ○ | ○ | | | ● | ○ | ● |
| Cast iron | Grey cast iron, white cast iron | Cast iron with flake graphite EN-GJL (GG), with nodular graphite/nodular cast iron EN-GJS (GGG), white annealed cast iron EN-GJMW (GTW), black annealed cast iron EN-GJMB (GTS) | ● | ○ | ● | | | | | | |
| Plastics, other materials | | Fibre-reinforced plastics, thermoplastics, wood, chipboard, paint | ● | | | | ● | | | | |

● = highly suitable ○ = suitable

## Safety notes

- The maximum permitted peripheral speed is 80 m/s.
- For safety reasons, the maximum permitted rotational speed indicated must never be exceeded.


Wear eye protection!


Wear hearing protection!


Wear gloves!


Wear a dust mask!


Use backing pad!


Follow the safety instructions!


Not permitted for wet grinding!



4

## Fibre discs CC-FS




### Aluminium oxide A version

For general grinding work from coarse to fine grinding in industry and professional trades.

**Special features:**

- The innovative quick-mounting system ensures convenient handling and cool grinding.
- High economic efficiency thanks to long tool life and very high stock removal rate. Consistent surface finish thanks to high-quality abrasives.
- Quick tool changes thanks to the innovative COMBICLICK quick-clamping system. Please order backing pad separately.

| D [mm] | Abrasive | Grit size | Max. RPM |  | Item no. | Designation |
|---|---|---|---|---|---|---|
| 100 | A | 36 | 15,300 | 25 | *64189001* | CC-FS 100 A 36 |
| | | 50 | 15,300 | 25 | *64189002* | CC-FS 100 A 50 |
| | | 60 | 15,300 | 25 | *64189003* | CC-FS 100 A 60 |
| | | 80 | 15,300 | 25 | *64189004* | CC-FS 100 A 80 |
| | | 120 | 15,300 | 25 | *64189005* | CC-FS 100 A 120 |
| 115 | A | 24 | 13,300 | 25 | 64190002 | CC-FS 115 A 24 |
| | | 36 | 13,300 | 25 | 64190003 | CC-FS 115 A 36 |
| | | 50 | 13,300 | 25 | 64190005 | CC-FS 115 A 50 |
| | | 60 | 13,300 | 25 | 64190006 | CC-FS 115 A 60 |
| | | 80 | 13,300 | 25 | 64190008 | CC-FS 115 A 80 |
| | | 120 | 13,300 | 25 | 64190012 | CC-FS 115 A 120 |
| 125 | A | 24 | 12,200 | 25 | 64190102 | CC-FS 125 A 24 |
| | | 36 | 12,200 | 25 | 64190103 | CC-FS 125 A 36 |
| | | 50 | 12,200 | 25 | 64190105 | CC-FS 125 A 50 |
| | | 60 | 12,200 | 25 | 64190106 | CC-FS 125 A 60 |
| | | 80 | 12,200 | 25 | 64190108 | CC-FS 125 A 80 |
| | | 120 | 12,200 | 25 | 64190112 | CC-FS 125 A 120 |



*Discontinued product*




## Zirconia alumina Z version

For coarse grinding work with a high stock removal rate and a long tool life.

**Special features:**
- The innovative quick-mounting system ensures convenient handling and cool grinding.
- High economic efficiency thanks to long tool life and very high stock removal rate. Consistent surface finish thanks to high-quality abrasives.
- Quick tool changes thanks to the innovative COMBICLICK quick-clamping system. Please order backing pad separately.

| D [mm] | Abrasive | Grit size | Max. RPM | | Item no. | Designation |
|---|---|---|---|---|---|---|
| 115 | Z | 36 | 13,300 | 25 | 64290003 | CC-FS 115 Z 36 |
| | | 50 | 13,300 | 25 | 64290005 | CC-FS 115 Z 50 |
| | | 60 | 13,300 | 25 | 64290006 | CC-FS 115 Z 60 |
| | | 80 | 13,300 | 25 | 64290008 | CC-FS 115 Z 80 |
| | | 120 | 13,300 | 25 | 64290012 | CC-FS 115 Z 120 |
| 125 | Z | 24 | 12,200 | 25 | 64290102 | CC-FS 125 Z 24 |
| | | 36 | 12,200 | 25 | 64290103 | CC-FS 125 Z 36 |
| | | 50 | 12,200 | 25 | 64290105 | CC-FS 125 Z 50 |
| | | 60 | 12,200 | 25 | 64290106 | CC-FS 125 Z 60 |
| | | 80 | 12,200 | 25 | 64290108 | CC-FS 125 Z 80 |
| | | 120 | 12,200 | 25 | 64290112 | CC-FS 125 Z 120 |




## Ceramic oxide grain CO version

For aggressive grinding with maximum stock removal rate and very long tool life. Consistently high performance due to self-sharpening ceramic oxide grain. The ceramic oxide grain is specifically designed for work on hard materials and layers.



**Special features:**
- The innovative quick-mounting system ensures convenient handling and cool grinding.
- High economic efficiency thanks to long tool life and very high stock removal rate. Consistent surface finish thanks to high-quality abrasives.
- Quick tool changes thanks to the innovative COMBICLICK quick-clamping system. Please order backing pad separately.

| D [mm] | Abrasive | Grit size | Max. RPM | | Item no. | Designation |
|---|---|---|---|---|---|---|
| 115 | CO | 24 | 13,300 | 25 | 64192002 | CC-FS 115 CO 24 |
| | | 36 | 13,300 | 25 | 64192003 | CC-FS 115 CO 36 |
| | | 50 | 13,300 | 25 | 64192005 | CC-FS 115 CO 50 |
| | | 60 | 13,300 | 25 | 64192006 | CC-FS 115 CO 60 |
| | | 80 | 13,300 | 25 | 64192008 | CC-FS 115 CO 80 |
| | | 120 | 13,300 | 25 | *64192012* | CC-FS 115 CO 120 |
| 125 | CO | 24 | 12,200 | 25 | 64192102 | CC-FS 125 CO 24 |
| | | 36 | 12,200 | 25 | 64192103 | CC-FS 125 CO 36 |
| | | 50 | 12,200 | 25 | 64192105 | CC-FS 125 CO 50 |
| | | 60 | 12,200 | 25 | 64192106 | CC-FS 125 CO 60 |
| | | 80 | 12,200 | 25 | 64192108 | CC-FS 125 CO 80 |



*Discontinued product*

# COMBICLICK
## Fibre discs CC-FS




### VICTOGRAIN version

For maximum aggressive grinding with an extremely long tool life and the ultimate stock removal rate on steel and hard materials. The ultimate, consistently high performance.



**Special features:**
- The innovative quick-mounting system ensures convenient handling and cool grinding.
- High economic efficiency thanks to long tool life and very high stock removal rate. Consistent surface finish thanks to high-quality abrasives.
- Quick tool changes thanks to the innovative COMBICLICK quick-clamping system. Please order backing pad separately.

| D [mm] | Abrasive | Grit size | Max. RPM | | Item no. | Designation |
|---|---|---|---|---|---|---|
| 100 | VICTOGRAIN | 36 | 15,300 | 25 | 64110136 | CC-FS 100 VICTOGRAIN 36 |
| | | 60 | 15,300 | 25 | 64110160 | CC-FS 100 VICTOGRAIN 60 |
| | | 80 | 15,300 | 25 | 64110180 | CC-FS 100 VICTOGRAIN 80 |
| 115 | VICTOGRAIN | 36 | 13,300 | 25 | 64111636 | CC-FS 115 VICTOGRAIN 36 |
| | | 60 | 13,300 | 25 | 64111660 | CC-FS 115 VICTOGRAIN 60 |
| | | 80 | 13,300 | 25 | 64111680 | CC-FS 115 VICTOGRAIN 80 |
| 125 | VICTOGRAIN | 36 | 12,200 | 25 | 64112636 | CC-FS 125 VICTOGRAIN 36 |
| | | 60 | 12,200 | 25 | 64112660 | CC-FS 125 VICTOGRAIN 60 |
| | | 80 | 12,200 | 25 | 64112680 | CC-FS 125 VICTOGRAIN 80 |
| 180 | VICTOGRAIN | 36 | 8,500 | 25 | 64118136 | CC-FS 180 VICTOGRAIN 36 |
| | | 60 | 8,500 | 25 | 64118160 | CC-FS 180 VICTOGRAIN 60 |
| | | 80 | 8,500 | 25 | 64118180 | CC-FS 180 VICTOGRAIN 80 |




### Silicon carbide SiC version

For general grinding work on components made of aluminium, copper, bronze, titanium and fibre-reinforced plastics. Particularly recommended for use on titanium alloys. Ideally suited for use in the aircraft industry, particularly when SiC is the only abrasive approved for use.

**Special features:**
- The innovative quick-mounting system ensures convenient handling and cool grinding.
- High economic efficiency thanks to long tool life and very high stock removal rate. Consistent surface finish thanks to high-quality abrasives.
- Quick tool changes thanks to the innovative COMBICLICK quick-clamping system. Please order backing pad separately.

| D [mm] | Abrasive | Grit size | Max. RPM | | Item no. | Designation |
|---|---|---|---|---|---|---|
| 115 | SiC | 36 | 13,300 | 25 | 64294003 | CC-FS 115 SiC 36 |
| | | 60 | 13,300 | 25 | 64294006 | CC-FS 115 SiC 60 |
| | | 120 | 13,300 | 25 | 64294012 | CC-FS 115 SiC 120 |
| 125 | SiC | 36 | 12,200 | 25 | 64294103 | CC-FS 125 SiC 36 |
| | | 60 | 12,200 | 25 | 64294106 | CC-FS 125 SiC 60 |
| | | 80 | 12,200 | 25 | *64294108* | CC-FS 125 SiC 80 |
| | | 120 | 12,200 | 25 | 64294112 | CC-FS 125 SiC 120 |





*Discontinued product*




## Aluminium oxide A-COOL version

For general grinding work from fine to very fine grinding on materials which do not conduct heat well, e.g. stainless steel (INOX) and aluminium. Active grinding additives substantially improve the stock removal rate, prevent clogging and result in cooler grinding.

**Special features:**
- The innovative quick-mounting system ensures convenient handling and cool grinding.
- High economic efficiency thanks to long tool life and very high stock removal rate. Consistent surface finish thanks to high-quality abrasives.
- Quick tool changes thanks to the innovative COMBICLICK quick-clamping system. Please order backing pad separately.

| D [mm] | Abrasive | Grit size | Max. RPM | | Item no. | Designation |
|---|---|---|---|---|---|---|
| 115 | A-COOL | 60 | 13,300 | 25 | 64191006 | CC-FS 115 A-COOL 60 |
| | | 80 | 13,300 | 25 | 64191008 | CC-FS 115 A-COOL 80 |
| | | 120 | 13,300 | 25 | 64191012 | CC-FS 115 A-COOL 120 |
| | | 150 | 13,300 | 25 | 64191015 | CC-FS 115 A-COOL 150 |
| | | 220 | 13,300 | 25 | 64191022 | CC-FS 115 A-COOL 220 |
| 125 | A-COOL | 50 | 12,200 | 25 | 64191105 | CC-FS 125 A-COOL 50 |
| | | 60 | 12,200 | 25 | 64191106 | CC-FS 125 A-COOL 60 |
| | | 80 | 12,200 | 25 | 64191108 | CC-FS 125 A-COOL 80 |
| | | 120 | 12,200 | 25 | 64191112 | CC-FS 125 A-COOL 120 |
| | | 150 | 12,200 | 25 | 64191115 | CC-FS 125 A-COOL 150 |
| | | 180 | 12,200 | 25 | 64191118 | CC-FS 125 A-COOL 180 |
| | | 220 | 12,200 | 25 | 64191122 | CC-FS 125 A-COOL 220 |




## Ceramic oxide grain CO-COOL version

Consistently high performance and aggressive grinding due to self-sharpening ceramic oxide grain. Active grinding additives improve the stock removal rate, prevent clogging and result in cooler grinding on hard materials which do not conduct heat well.



**Special features:**
- The innovative quick-mounting system ensures convenient handling and cool grinding.
- High economic efficiency thanks to long tool life and very high stock removal rate. Consistent surface finish thanks to high-quality abrasives.
- Quick tool changes thanks to the innovative COMBICLICK quick-clamping system. Please order backing pad separately.

| D [mm] | Abrasive | Grit size | Max. RPM | | Item no. | Designation |
|---|---|---|---|---|---|---|
| 100 | CO-COOL | 36 | 15,300 | 25 | 64189101 | CC-FS 100 CO-COOL 36 |
| | | 50 | 15,300 | 25 | 64189102 | CC-FS 100 CO-COOL 50 |
| | | 60 | 15,300 | 25 | 64189103 | CC-FS 100 CO-COOL 60 |
| | | 80 | 15,300 | 25 | 64189104 | CC-FS 100 CO-COOL 80 |
| | | 120 | 15,300 | 25 | 69401582 | CC-FS 100 CO-COOL 120 |
| 115 | CO-COOL | 24 | 13,300 | 25 | 64193002 | CC-FS 115 CO-COOL 24 |
| | | 36 | 13,300 | 25 | 64193003 | CC-FS 115 CO-COOL 36 |
| | | 50 | 13,300 | 25 | 64193005 | CC-FS 115 CO-COOL 50 |
| | | 60 | 13,300 | 25 | 64193006 | CC-FS 115 CO-COOL 60 |
| | | 80 | 13,300 | 25 | 64193008 | CC-FS 115 CO-COOL 80 |
| | | 120 | 13,300 | 25 | 64193012 | CC-FS 115 CO-COOL 120 |
| 125 | CO-COOL | 24 | 12,200 | 25 | 64193102 | CC-FS 125 CO-COOL 24 |
| | | 36 | 12,200 | 25 | 64193103 | CC-FS 125 CO-COOL 36 |
| | | 50 | 12,200 | 25 | 64193105 | CC-FS 125 CO-COOL 50 |

*Continued on next page*

# COMBICLICK
## Fibre discs CC-FS

| D [mm] | Abrasive | Grit size | Max. RPM | | Item no. | Designation |
|---|---|---|---|---|---|---|
| 125 | CO-COOL | 60 | 12,200 | 25 | 64193106 | CC-FS 125 CO-COOL 60 |
| | | 80 | 12,200 | 25 | 64193108 | CC-FS 125 CO-COOL 80 |
| | | 120 | 12,200 | 25 | 64193112 | CC-FS 125 CO-COOL 120 |
| 180 | CO-COOL | 24 | 8,500 | 25 | 64193302 | CC-FS 180 CO-COOL 24 |
| | | 36 | 8,500 | 25 | 64193303 | CC-FS 180 CO-COOL 36 |
| | | 50 | 8,500 | 25 | 64193305 | CC-FS 180 CO-COOL 50 |
| | | 60 | 8,500 | 25 | 64193306 | CC-FS 180 CO-COOL 60 |
| | | 80 | 8,500 | 25 | 64193308 | CC-FS 180 CO-COOL 80 |




### Ceramic oxide grain CO-COOL PLUS version

Consistently high performance and maximum aggressive grinding due to self-sharpening ceramic oxide grain. Active grinding additives improve the stock removal rate, prevent clogging and result in very cool grinding on hard materials which do not conduct heat well.

**Special features:**
- High economic efficiency thanks to long tool life and the ultimate stock removal rate.
- Consistent surface finish thanks to high-quality abrasives. Highly flexible, enabling optimal adjustment to the contour.
- Quick tool changes thanks to the innovative COMBICLICK quick-clamping system. Please order backing pad separately.

| D [mm] | Abrasive | Grit size | Max. RPM | | Item no. | Designation |
|---|---|---|---|---|---|---|
| 115 | CO-COOL-PLUS | 24 | 13,300 | 25 | 64193004 | CC-FS 115 CO-COOL PLUS 24 |
| 125 | CO-COOL-PLUS | 24 | 12,200 | 25 | 64193104 | CC-FS 125 CO-COOL PLUS 24 |




### Ceramic oxide grain CO-COOL-CONTOUR version

Very flexible and adaptable outer contour that does not cut into the workpiece. Consistently high performance and aggressive grinding due to self-sharpening ceramic oxide grain. Active grinding additives improve the stock removal rate, prevent clogging and result in cooler grinding.



**Special features:**
- The innovative quick-mounting system ensures convenient handling and cool grinding.
- High economic efficiency thanks to long tool life and very high stock removal rate. Consistent surface finish thanks to high-quality abrasives.
- Use only the CC-GT 115-125 backing pad with M14 or 5/8" thread to maintain the flexibility at the edge of the fibre discs.

| D [mm] | Abrasive | Grit size | Max. RPM | | Item no. | Designation |
|---|---|---|---|---|---|---|
| 125 | CO-COOL | 60 CONTOUR | 12,200 | 25 | 64112560 | CC-FS 125 CO-COOL 60 CONTOUR |
| | | 80 CONTOUR | 12,200 | 25 | 64112580 | CC-FS 125 CO-COOL 80 CONTOUR |
| | | 120 CONTOUR | 12,200 | 25 | 64112512 | CC-FS 125 CO-COOL 120 CONTOUR |

# COMBICLICK
## Fibre discs CC-FS




### Ceramic oxide grain CO-ALU version

For aggressive grinding with maximum stock removal rate for machining non-ferrous metals. Consistently high performance due to self-sharpening ceramic oxide grain. Adhesion-reducing additives significantly reduce the chip adhesion and therefore reduce clogging of the fibre discs.

**Special features:**
- The innovative quick-mounting system ensures convenient handling and cool grinding.
- High economic efficiency thanks to long tool life and very high stock removal rate. Consistent surface finish thanks to high-quality abrasives.
- Quick tool changes thanks to the innovative COMBICLICK quick-clamping system. Please order backing pad separately.

| D [mm] | Abrasive | Grit size | Max. RPM | | Item no. | Designation |
|---|---|---|---|---|---|---|
| 115 | CO-ALU | 36 | 13,300 | 25 | 64194003 | CC-FS 115 CO-ALU 36 |
| | | 60 | 13,300 | 25 | 64194006 | CC-FS 115 CO-ALU 60 |
| | | 80 | 13,300 | 25 | 64194008 | CC-FS 115 CO-ALU 80 |
| 125 | CO-ALU | 36 | 12,200 | 25 | 64194103 | CC-FS 125 CO-ALU 36 |
| | | 60 | 12,200 | 25 | 64194106 | CC-FS 125 CO-ALU 60 |
| | | 80 | 12,200 | 25 | 64194108 | CC-FS 125 CO-ALU 80 |




### VICTOGRAIN-COOL version

For maximum aggressive grinding with an extremely long tool life, the ultimate stock removal rate and consistently high performance on steel and hard materials which do not conduct heat well. Active grinding additives in the coating prevent clogging and result in cooler grinding.



**Special features:**
- The innovative quick-mounting system ensures convenient handling and cool grinding.
- High economic efficiency thanks to long tool life and very high stock removal rate. Consistent surface finish thanks to high-quality abrasives.
- Quick tool changes thanks to the innovative COMBICLICK quick-clamping system. Please order backing pad separately.

| D [mm] | Abrasive | Grit size | Max. RPM | | Item no. | Designation |
|---|---|---|---|---|---|---|
| 100 | VICTOGRAIN-COOL | 36 | 15,300 | 25 | 64110036 | CC-FS 100 VICTOGRAIN-COOL 36 |
| | | 60 | 15,300 | 25 | 64110060 | CC-FS 100 VICTOGRAIN-COOL 60 |
| | | 80 | 15,300 | 25 | 64110080 | CC-FS 100 VICTOGRAIN-COOL 80 |
| 115 | VICTOGRAIN-COOL | 36 | 13,300 | 25 | 64111536 | CC-FS 115 VICTOGRAIN-COOL 36 |
| | | 60 | 13,300 | 25 | 64111560 | CC-FS 115 VICTOGRAIN-COOL 60 |
| | | 80 | 13,300 | 25 | 64111580 | CC-FS 115 VICTOGRAIN-COOL 80 |
| 125 | VICTOGRAIN-COOL | 36 | 12,200 | 25 | 64112536 | CC-FS 125 VICTOGRAIN-COOL 36 |
| | | 60 | 12,200 | 25 | 64112506 | CC-FS 125 VICTOGRAIN-COOL 60 |
| | | 80 | 12,200 | 25 | 64112508 | CC-FS 125 VICTOGRAIN-COOL 80 |
| 180 | VICTOGRAIN-COOL | 36 | 8,500 | 25 | 64118036 | CC-FS 180 VICTOGRAIN-COOL 36 |
| | | 60 | 8,500 | 25 | 64118060 | CC-FS 180 VICTOGRAIN-COOL 60 |
| | | 80 | 8,500 | 25 | 64118080 | CC-FS 180 VICTOGRAIN-COOL 80 |




## Soft type CC-VRW

Suitable for very fine grinding on medium-sized and large surfaces and contours, and for cleaning metal and painted surfaces. Achieve matt and satin-finished surfaces. Highly open structure.



**Special features:**
- Ideal for face-down grinding on medium-sized and large surfaces.
- The open structure and high flexibility of the non-woven material prevents tool clogging.
- The innovative quick-mounting system ensures convenient handling and cool grinding. Order necessary backing pad separately.

| D [mm] | Abrasive | Grit size | Version | Opt. RPM | Max. RPM | | Item no. | Designation |
|---|---|---|---|---|---|---|---|---|
| 100 | A | 180 | fine | 3,800 | 12,000 | 10 | *42001031* | CC-VRW 100 A 180 |
| | | 280 | very fine | 3,800 | 12,000 | 10 | *42001030* | CC-VRW 100 A 280 |
| 115 | A | 100 | medium | 3,300 | 10,500 | 10 | 42001052 | CC-VRW 115 A 100 |
| | | 180 | fine | 3,300 | 10,500 | 10 | 42001051 | CC-VRW 115 A 180 |
| | | 280 | very fine | 3,300 | 10,500 | 10 | 42001050 | CC-VRW 115 A 280 |
| 125 | A | 100 | medium | 3,100 | 9,650 | 10 | 42001062 | CC-VRW 125 A 100 |
| | | 180 | fine | 3,100 | 9,650 | 10 | 42001061 | CC-VRW 125 A 180 |
| | | 280 | very fine | 3,100 | 9,650 | 10 | 42001060 | CC-VRW 125 A 280 |




## Hard type CC-VRH

Suitable for general work on medium-sized and large metal surfaces, e.g. removing rough grinding traces, removing oxidation and light deburring work. Achieve matt and satin-finished surfaces.



**Special features:**
- Ideal for face-down grinding on medium-sized and large surfaces.
- Little wear due to high tear strength. The open structure of the non-woven material prevents tool clogging.
- The innovative quick-mounting system ensures convenient handling and cool grinding. Order necessary backing pad separately.

| D [mm] | Abrasive | Grit size | Version | Opt. RPM | Max. RPM | | Item no. | Designation |
|---|---|---|---|---|---|---|---|---|
| 100 | A | 100 G | coarse, yellow-brown | 3,800 | 12,000 | 10 | *42000032* | CC-VRH 100 A 100 G |
| | | 180 M | medium, red-brown | 3,800 | 12,000 | 10 | *42000031* | CC-VRH 100 A 180 M |
| | | 240 F | fine, blue | 3,800 | 12,000 | 10 | *42000030* | CC-VRH 100 A 240 F |
| 115 | A | 100 G | coarse, yellow-brown | 3,300 | 10,500 | 10 | 42000052 | CC-VRH 115 A 100 G |
| | | 180 M | medium, red-brown | 3,300 | 10,500 | 10 | 42000051 | CC-VRH 115 A 180 M |
| | | 240 F | fine, blue | 3,300 | 10,500 | 10 | 42000050 | CC-VRH 115 A 240 F |
| 125 | A | 100 G | coarse, yellow-brown | 3,100 | 9,650 | 10 | 42000062 | CC-VRH 125 A 100 G |
| | | 180 M | medium, red-brown | 3,100 | 9,650 | 10 | 42000061 | CC-VRH 125 A 180 M |
| | | 240 F | fine, blue | 3,100 | 9,650 | 10 | 42000060 | CC-VRH 125 A 240 F |



*Discontinued product*




## CC-PNER type

For achieving a very fine, uniform surface finish which, depending on requirements, is a sufficient preparation for high-gloss polishing. Especially suitable for work on larger surfaces on components made of stainless steel (INOX). Available in the aluminium oxide A and silicon carbide SiC types.



**Special features:**

- Ideal for face-down grinding on medium-sized and large surfaces.
- High edge strength thanks to extreme durability.
- The innovative quick-mounting system ensures convenient handling and cool grinding. Order necessary backing pad separately.

| D [mm] | Version | Abrasive | Grit size | Opt. RPM | Max. RPM | | Item no. | Designation |
|---|---|---|---|---|---|---|---|---|
| 100 | W (soft) | SiC | fine | 5,700 | 9,550 | 5 | *42002036* | CC-PNER W 100 SiC F |
| | MW (medium-soft) | SiC | fine | 5,700 | 9,550 | 5 | *42002076* | CC-PNER MW 100 SiC F |
| | MH (medium-hard) | SiC | fine | 5,700 | 9,550 | 5 | *42002136* | CC-PNER MH 100 SiC F |
| | H (hard) | A | fine | 5,700 | 9,550 | 5 | *42002172* | CC-PNER H 100 A F |
| 115 | W (soft) | SiC | fine | 5,000 | 8,350 | 5 | 42002046 | CC-PNER W 115 SiC F |
| | | A | coarse | 5,000 | 8,350 | 5 | 42779162 | CC-PNER W 115 A G |
| | MW (medium-soft) | SiC | fine | 5,000 | 8,350 | 5 | 42002086 | CC-PNER MW 115 SiC F |
| | | A | fine | 5,000 | 8,350 | 5 | 42779163 | CC-PNER MW 115 A F |
| | MH (medium-hard) | SiC | fine | 5,000 | 8,350 | 5 | 42002146 | CC-PNER MH 115 SiC F |
| | | A | fine | 5,000 | 8,350 | 5 | 42779164 | CC-PNER MH 115 A F |
| | | | coarse | 5,000 | 8,350 | 5 | 47700202 | CC-PNER MH 115 A G |
| | H (hard) | A | fine | 5,000 | 8,350 | 5 | 42002182 | CC-PNER H 115 A F |
| 125 | W (soft) | SiC | fine | 4,500 | 7,650 | 5 | 42002056 | CC-PNER W 125 SiC F |
| | | A | coarse | 4,500 | 7,650 | 5 | 42779165 | CC-PNER W 125 A G |
| | MW (medium-soft) | SiC | fine | 4,500 | 7,650 | 5 | 42002096 | CC-PNER MW 125 SiC F |
| | | A | fine | 4,500 | 7,650 | 5 | 42779166 | CC-PNER MW 125 A F |
| | MH (medium-hard) | SiC | fine | 4,500 | 7,650 | 5 | 42002156 | CC-PNER MH 125 SiC F |
| | | A | fine | 4,500 | 7,650 | 5 | 42779167 | CC-PNER MH 125 A F |
| | | | coarse | 4,500 | 7,650 | 5 | 47700203 | CC-PNER MH 125 A G |
| | H (hard) | A | fine | 4,500 | 7,650 | 5 | 42002192 | CC-PNER H 125 A F |



*New item*
*Discontinued product*




## POLICLEAN PLUS type

POLICLEAN is a coarsely structured, abrasive, non-woven cleaning fabric made from a special combination of synthetic fibres, resin and abrasive grain. For coarse cleaning work, such as removing paint, scale, heat discolouration, rust and adhesive residue in peripheral grinding on finer surfaces.



**Special features:**

- High flexibility and open structure mean optimal adjustment to contours and no clogging of the tool itself.
- The innovative quick-mounting system ensures convenient handling and cool grinding. Please order compatible arbor separately.
- High edge strength thanks to extreme durability.

| D [mm] | Abrasive | | Item no. | Designation |
|---|---|---|---|---|
| 115 | A | 5 | 44692275 | CC-PCLD PLUS 115 |
| 125 | A | 5 | 44692276 | CC-PCLD PLUS 125 |




## POLICLEAN standard type

POLICLEAN is a coarsely structured, abrasive, non-woven cleaning fabric made from a special combination of synthetic fibres, resin and abrasive grain. For coarse cleaning work such as removing paint, scale, heat discolouration, rust and adhesive residues in peripheral grinding.



**Special features:**

- High flexibility and open structure mean optimal adjustment to contours and no clogging of the tool itself.
- The innovative quick-mounting system ensures convenient handling and cool grinding. Please order compatible arbor separately.
- High edge strength thanks to extreme durability.

| D [mm] | Abrasive | | Item no. | Designation |
|---|---|---|---|---|
| 115 | SiC | 5 | 44692273 | CC-PCLD 115 |
| 125 | SiC | 5 | 44692274 | CC-PCLD 125 |

# COMBICLICK
## Felt discs CC-FR




### CC-FR type

Suitable for polishing with polishing paste bars, grinding pastes or diamond polishing pastes in face-down grinding on medium-sized and large surfaces.



**Special features:**
- Ideal for face-down grinding on medium-sized and large surfaces.
- High economic efficiency due to very long tool life. Focused working over the entire lifespan thanks to high dimensional stability.
- The innovative quick-mounting system ensures convenient handling and cool grinding. Order necessary backing pad separately.

| D [mm] | Opt. RPM | Max. RPM | | Item no. | Designation |
|---|---|---|---|---|---|
| 100 | 1,900 | 12,000 | 5 | 42003005 | CC-FR 100 |
| 115 | 1,650 | 10,500 | 5 | 42003015 | CC-FR 115 |
| 125 | 1,500 | 9,650 | 5 | 42003025 | CC-FR 125 |

## Backing pad



### CC-GT (medium) type

With this backing pad, COMBICLICK tools can be used on commercially available angle grinders. Various hardness levels for different applications and results.



**Special features:**
- The innovative quick-mounting system ensures convenient handling and rapid tool changing.
- The geometry of the cooling slots significantly reduces the thermal load. High economic efficiency due to minimal tool change times.
- The hardness CC-GT (medium) is indicated by the black colour.

| Suitable for tool diameter [mm] | Thread | Hardness | Suitable for machine types | Max. RPM | | Item no. | Designation |
|---|---|---|---|---|---|---|---|
| 100 | M10 | medium | Angle grinders 100, spindle M10 | 15,300 | 1 | 44890190 | CC-GT 100 M10 |
| 115, 125 | M14 | medium | Angle grinders 115 / 125, spindle M14 | 13,300 | 1 | 44890150 | CC-GT 115-125 M14 |
| | 5/8 | medium | Angle grinders 115 / 125, spindle 5/8" | 13,300 | 1 | 44890160 | CC-GT 115-125 5/8 |
| 125 | M14 | medium | Angle grinder 125, spindle M14 | 12,200 | 1 | 44890151 | CC-GT 125 M14 |
| | 5/8 | medium | Angle grinders 125, spindle 5/8" | 12,200 | 1 | 44890161 | CC-GT 125 5/8" |
| 180 | M14 | medium | Angle grinders 180, spindle M14 | 8,500 | 1 | 44890170 | CC-GT 180 M14 |
| | 5/8 | medium | Angle grinders 180, spindle 5/8" | 8,500 | 1 | 44890180 | CC-GT 180 5/8 |

# COMBICLICK
## Backing pad



### CC-S-GT (soft) type

With this backing pad, COMBICLICK tools can be used on commercially available angle grinders.

**Special features:**
- The innovative quick-mounting system ensures convenient handling and rapid tool changing.
- The geometry of the cooling slots significantly reduces the thermal load. High economic efficiency due to minimal tool change times.
- The hardness CC-S-GT (soft) is indicated by the grey colour.

| Suitable for tool diameter [mm] | Thread | Hardness | Suitable for machine types | Max. RPM | | Item no. | Designation |
|---|---|---|---|---|---|---|---|
| 115, 125 | M14 | soft | Angle grinders 115 / 125, spindle M14 | 13,300 | 1 | 44890153 | CC-S-GT 115-125 M14 |
| | 5/8 | soft | Angle grinders 115 / 125, spindle 5/8" | 13,300 | 1 | 44890163 | CC-S-GT 115-125 5/8-11 |



### CC-H-GT (hard) type

With this backing pad, COMBICLICK tools can be used on commercially available angle grinders.

**Special features:**
- The innovative quick-mounting system ensures convenient handling and rapid tool changing.
- The geometry of the cooling slots significantly reduces the thermal load. High economic efficiency due to minimal tool change times.
- The hardness CC-H-GT (hard) is indicated by the blue colour.

| Suitable for tool diameter [mm] | Thread | Hardness | Suitable for machine types | Max. RPM | | Item no. | Designation |
|---|---|---|---|---|---|---|---|
| 115, 125 | M14 | hard | Angle grinders 115 / 125, spindle M14 | 13,300 | 1 | 64199002 | CC-H-GT 115-125 M14 |
| | 5/8 | hard | Angle grinders 115 / 125, spindle 5/8" | 13,300 | 1 | 64199012 | CC-H-GT 115-125 5/8 |
| 125 | M14 | hard | Angle grinder 125, spindle M14 | 12,200 | 1 | 44890152 | CC-H-GT 125 M14 |
| | 5/8 | hard | Angle grinders 125, spindle 5/8" | 12,200 | 1 | 44890162 | CC-H-GT 125 5/8" |




## CC-SET

Set for work on surfaces, from coarse to mirror-polished.

**Contents:**
Three each of the following COMBICLICK fibre discs with abrasive and grit size: CO-COOL 36, CO-COOL 120 and A-COOL 220, one each of the following COMBICLICK non-woven discs: VRH A 180 M, VRH A 100 G, VRW A 280, VRW A 180, VRW A 100, PNER W SiC F, one universal polishing paste, one COMBICLICK felt disc and one COMBICLICK backing pad.

**Special features:**
- The innovative quick-mounting system ensures convenient handling and rapid tool changing.
- Ideal selection for completing a variety of tasks and getting to know the system.
- Coordinated selection of the most common versions.

| Diameter [mm] | Thread [mm] | | Item no. | Designation |
|---|---|---|---|---|
| 115 | 5/8-11 | 1 | 49350073 | CC-SET 115 5/8-11 |
| | M14 | 1 | 49350071 | CC-SET 115 M14 |
| 125 | 5/8-11 | 1 | 49350074 | CC-SET 125 5/8-11 |
| | M14 | 1 | 49350072 | CC-SET 125 M14 |

# Fibre discs
## General information

### The quick way to find the perfect tool

| Material group ▼ | | | Abrasive ▶ Aluminium oxide A | Zircon Z | Ceramic oxide grain CO | VICTOGRAIN | Aluminium oxide A-COOL | Zircon Z-COOL | Ceramic oxide grain CO-COOL (PLUS) | Ceramic oxide grain CO-ALU | VICTOGRAIN-COOL |
|---|---|---|---|---|---|---|---|---|---|---|---|
| Steel, cast steel | Non-hardened, non-heat-treated steels | Construction steels, carbon steels, tool steels, non-alloyed steels, cast steel | ● | ○ | ● | ● | | | | | ○ |
| | Hardened, heat-treated steels | Tool steels, tempering steels, alloyed steels, cast steel | ○ | ● | ● | ● | | | | | ○ |
| Stainless steel (INOX) | Rust and acid-resistant steels | Austenitic and ferritic stainless steels | | ○ | | ○ | ● | ● | ● | | ● |
| Non-ferrous metals | Soft non-ferrous metals, non-ferrous metals | Soft aluminium alloys | ○ | | | | ● | ○ | ○ | ○ | |
| | | Brass, copper, zinc | ● | ○ | ○ | | | | | ○ | |
| | Hard non-ferrous metals | Hard aluminium alloys | ● | ○ | ○ | | | | | ○ | |
| | | Bronze, titanium | | ○ | ○ | ○ | | ● | ● | | ● |
| | High-temperature-resistant materials | Nickel-based and cobalt-based alloys | | ○ | ○ | ○ | | ● | ● | ○ | ● |
| Cast iron | Grey cast iron, white cast iron | Cast iron with flake graphite EN-GJL (GG), with nodular graphite/nodular cast iron EN-GJS (GGG), white annealed cast iron EN-GJMW (GTW), black annealed cast iron EN-GJMB (GTS) | ● | ○ | ● | | | | | | |
| Plastics, other materials | | Fibre-reinforced plastics, thermoplastics, wood, chipboard, paint | ● | | | | | | | | |

● = highly suitable ○ = suitable

### Safety notes

- The maximum permitted peripheral speed is 80 m/s.
- For safety reasons, the maximum permitted rotational speed indicated must never be exceeded.


Wear eye protection!


Wear hearing protection!


Wear gloves!


Wear a dust mask!


Use backing pad!


Follow the safety instructions!




Not permitted for wet grinding!

# Fibre discs
## Fibre discs FS

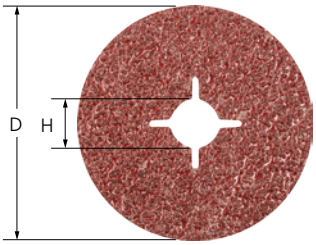


### Aluminium oxide A version

For general grinding work from coarse to fine grinding in industry and professional trades.



**Special features:**
- High economic efficiency thanks to long tool life and very high stock removal rate.
- Consistent surface finish thanks to high-quality abrasives. Highly flexible, enabling optimal adjustment to the contour.
- Optimal adjustment to the contour in conjunction with the matching backing pad. Please order backing pad separately.

| D [mm] | H [mm] | Abrasive | Grit size | Max. RPM | | Item no. | Designation |
|---|---|---|---|---|---|---|---|
| **slotted** | | | | | | | |
| 115 | 22 | A | 16 | 13,300 | 25 | 64101111 | FS 115-22 A 16 |
| | | | 24 | 13,300 | 25 | 64102111 | FS 115-22 A 24 |
| | | | 36 | 13,300 | 25 | 64103111 | FS 115-22 A 36 |
| | | | 50 | 13,300 | 25 | 64105111 | FS 115-22 A 50 |
| | | | 60 | 13,300 | 25 | 64106111 | FS 115-22 A 60 |
| | | | 80 | 13,300 | 25 | 64108111 | FS 115-22 A 80 |
| | | | 100 | 13,300 | 25 | 64110111 | FS 115-22 A 100 |
| | | | 120 | 13,300 | 25 | 64112111 | FS 115-22 A 120 |
| 125 | 22 | A | 16 | 12,200 | 25 | 64101125 | FS 125-22 A 16 |
| | | | 24 | 12,200 | 25 | 64102125 | FS 125-22 A 24 |
| | | | 36 | 12,200 | 25 | 64103125 | FS 125-22 A 36 |
| | | | 50 | 12,200 | 25 | 64105125 | FS 125-22 A 50 |
| | | | 60 | 12,200 | 25 | 64106125 | FS 125-22 A 60 |
| | | | 80 | 12,200 | 25 | 64108125 | FS 125-22 A 80 |
| | | | 100 | 12,200 | 25 | 64110125 | FS 125-22 A 100 |
| | | | 120 | 12,200 | 25 | 64112125 | FS 125-22 A 120 |
| 150 | 22 | A | 36 | 10,200 | 25 | 64103155 | FS 150-22 A 36 |
| | | | 60 | 10,200 | 25 | 64106155 | FS 150-22 A 60 |
| | | | 80 | 10,200 | 25 | 64108155 | FS 150-22 A 80 |
| 180 | 22 | A | 16 | 8,500 | 25 | 64101175 | FS 180-22 A 16 |
| | | | 24 | 8,500 | 25 | 64102175 | FS 180-22 A 24 |
| | | | 36 | 8,500 | 25 | 64103175 | FS 180-22 A 36 |
| | | | 50 | 8,500 | 25 | 64105175 | FS 180-22 A 50 |
| | | | 60 | 8,500 | 25 | 64106175 | FS 180-22 A 60 |
| | | | 80 | 8,500 | 25 | 64108175 | FS 180-22 A 80 |
| | | | 100 | 8,500 | 25 | 64110175 | FS 180-22 A 100 |
| | | | 120 | 8,500 | 25 | 64112175 | FS 180-22 A 120 |
| **unslotted** | | | | | | | |
| 100 | 16 | A | 16 | 15,300 | 25 | 69401127 | FS 100-16 A 16 |
| | | | 24 | 15,300 | 25 | 69401016 | FS 100-16 A 24 |
| | | | 36 | 15,300 | 25 | 69401015 | FS 100-16 A 36 |
| | | | 50 | 15,300 | 25 | 69401065 | FS 100-16 A 50 |
| | | | 60 | 15,300 | 25 | 69401023 | FS 100-16 A 60 |
| | | | 80 | 15,300 | 25 | 69401024 | FS 100-16 A 80 |
| | | | 100 | 15,300 | 25 | 69401019 | FS 100-16 A 100 |
| | | | 120 | 15,300 | 25 | 69401067 | FS 100-16 A 120 |

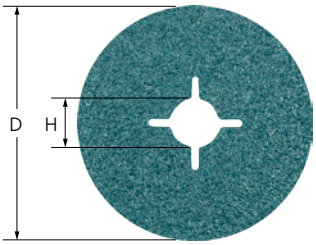


## Zirconia alumina Z version

For coarse grinding work with a high stock removal rate and a long tool life.

**Special features:**

- High economic efficiency thanks to long tool life and very high stock removal rate.
- Consistent surface finish thanks to high-quality abrasives. Highly flexible, enabling optimal adjustment to the contour.
- Optimal adjustment to the contour in conjunction with the matching backing pad. Please order backing pad separately.

| D [mm] | H [mm] | Abrasive | Grit size | Max. RPM | | Item no. | Designation |
|---|---|---|---|---|---|---|---|
| **slotted** | | | | | | | |
| 115 | 22 | Z | 24 | 13,300 | 25 | 64202111 | FS 115-22 Z 24 |
| | | | 36 | 13,300 | 25 | 64203111 | FS 115-22 Z 36 |
| | | | 50 | 13,300 | 25 | 64205111 | FS 115-22 Z 50 |
| | | | 60 | 13,300 | 25 | 64206111 | FS 115-22 Z 60 |
| | | | 80 | 13,300 | 25 | 64208111 | FS 115-22 Z 80 |
| | | | 120 | 13,300 | 25 | 64212111 | FS 115-22 Z 120 |
| 125 | 22 | Z | 24 | 12,200 | 25 | 64202125 | FS 125-22 Z 24 |
| | | | 36 | 12,200 | 25 | 64203125 | FS 125-22 Z 36 |
| | | | 50 | 12,200 | 25 | 64205125 | FS 125-22 Z 50 |
| | | | 60 | 12,200 | 25 | 64206125 | FS 125-22 Z 60 |
| | | | 80 | 12,200 | 25 | 64208125 | FS 125-22 Z 80 |
| | | | 120 | 12,200 | 25 | 64212125 | FS 125-22 Z 120 |
| 180 | 22 | Z | 24 | 8,500 | 25 | 64202175 | FS 180-22 Z 24 |
| | | | 36 | 8,500 | 25 | 64203175 | FS 180-22 Z 36 |
| | | | 50 | 8,500 | 25 | 64205175 | FS 180-22 Z 50 |
| | | | 60 | 8,500 | 25 | 64206175 | FS 180-22 Z 60 |
| | | | 80 | 8,500 | 25 | 64208175 | FS 180-22 Z 80 |
| | | | 120 | 8,500 | 25 | 64212175 | FS 180-22 Z 120 |
| **unslotted** | | | | | | | |
| 100 | 16 | Z | 24 | 15,300 | 25 | *69401548* | FS 100-16 Z 24 |
| | | | 36 | 15,300 | 25 | *69401549* | FS 100-16 Z 36 |
| | | | 50 | 15,300 | 25 | *69401550* | FS 100-16 Z 50 |
| | | | 60 | 15,300 | 25 | *69401495* | FS 100-16 Z 60 |
| | | | 80 | 15,300 | 25 | *69401551* | FS 100-16 Z 80 |
| | | | 100 | 15,300 | 25 | *69401496* | FS 100-16 Z 100 |
| | | | 120 | 15,300 | 25 | *69401552* | FS 100-16 Z 120 |





*Discontinued product*

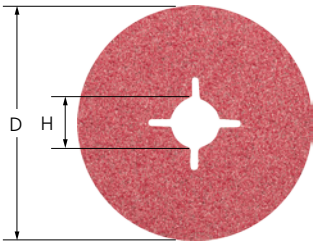


## Ceramic oxide grain CO version

For aggressive grinding with maximum stock removal rate and very long tool life. Consistently high performance due to self-sharpening ceramic oxide grain. The ceramic oxide grain is specifically designed for work on hard materials and layers.

**Special features:**
- High economic efficiency thanks to long tool life and very high stock removal rate.
- Consistent surface finish thanks to high-quality abrasives. Highly flexible, enabling optimal adjustment to the contour.
- Optimal adjustment to the contour in conjunction with the matching backing pad. Please order backing pad separately.

| D [mm] | H [mm] | Abrasive | Grit size | Max. RPM | | Item no. | Designation |
|---|---|---|---|---|---|---|---|
| **slotted** | | | | | | | |
| 115 | 22 | CO | 24 | 13,300 | 25 | 64152111 | FS 115-22 CO 24 |
| | | | 36 | 13,300 | 25 | 64153111 | FS 115-22 CO 36 |
| | | | 60 | 13,300 | 25 | 64156111 | FS 115-22 CO 60 |
| | | | 80 | 13,300 | 25 | 64158111 | FS 115-22 CO 80 |
| 125 | 22 | CO | 24 | 12,200 | 25 | 64152125 | FS 125-22 CO 24 |
| | | | 36 | 12,200 | 25 | 64153125 | FS 125-22 CO 36 |
| | | | 50 | 12,200 | 25 | 64155125 | FS 125-22 CO 50 |
| | | | 60 | 12,200 | 25 | 64156125 | FS 125-22 CO 60 |
| | | | 80 | 12,200 | 25 | 64158125 | FS 125-22 CO 80 |
| 180 | 22 | CO | 24 | 8,500 | 25 | 64152175 | FS 180-22 CO 24 |
| | | | 36 | 8,500 | 25 | 64153175 | FS 180-22 CO 36 |
| | | | 60 | 8,500 | 25 | 64156175 | FS 180-22 CO 60 |
| | | | 80 | 8,500 | 25 | 64158175 | FS 180-22 CO 80 |

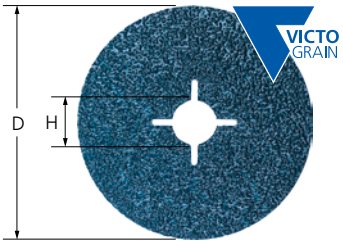


## VICTOGRAIN version

For maximum aggressive grinding with an extremely long tool life and the ultimate stock removal rate on steel and hard materials. The ultimate, consistently high performance.



**Special features:**
- High economic efficiency thanks to long tool life and very high stock removal rate.
- Consistent surface finish thanks to high-quality abrasives. Highly flexible, enabling optimal adjustment to the contour.
- Optimal adjustment to the contour in conjunction with the matching backing pad. Please order backing pad separately.

| D [mm] | H [mm] | Abrasive | Grit size | Max. RPM | | Item no. | Designation |
|---|---|---|---|---|---|---|---|
| **slotted** | | | | | | | |
| 115 | 22 | VICTOGRAIN | 36 | 13,300 | 25 | 64279012 | FS 115-22 VICTOGRAIN 36 |
| | | | 60 | 13,300 | 25 | 64279021 | FS 115-22 VICTOGRAIN 60 |
| | | | 80 | 13,300 | 25 | 64279022 | FS 115-22 VICTOGRAIN 80 |
| 125 | 22 | VICTOGRAIN | 36 | 12,200 | 25 | 64279013 | FS 125-22 VICTOGRAIN 36 |
| | | | 60 | 12,200 | 25 | 64279023 | FS 125-22 VICTOGRAIN 60 |
| | | | 80 | 12,200 | 25 | 64279024 | FS 125-22 VICTOGRAIN 80 |
| 150 | 22 | VICTOGRAIN | 36 | 10,200 | 25 | 64279018 | FS 150-22 VICTOGRAIN 36 |
| | | | 60 | 10,200 | 25 | 64279025 | FS 150-22 VICTOGRAIN 60 |
| | | | 80 | 10,200 | 25 | 64279026 | FS 150-22 VICTOGRAIN 80 |
| 180 | 22 | VICTOGRAIN | 36 | 8,500 | 25 | 64279014 | FS 180-22 VICTOGRAIN 36 |
| | | | 60 | 8,500 | 25 | 64279027 | FS 180-22 VICTOGRAIN 60 |

*Continued on next page*

| D [mm] | H [mm] | Abrasive | Grit size | Max. RPM | | Item no. | Designation |
|---|---|---|---|---|---|---|---|
| 180 | 22 | VICTOGRAIN | 80 | 8,500 | 25 | 64279028 | FS 180-22 VICTOGRAIN 80 |
| **unslotted** | | | | | | | |
| 100 | 16 | VICTOGRAIN | 36 | 15,300 | 25 | 64279011 | FS 100-16 VICTOGRAIN 36 |
| | | | 60 | 15,300 | 25 | 64279019 | FS 100-16 VICTOGRAIN 60 |
| | | | 80 | 15,300 | 25 | 64279020 | FS 100-16 VICTOGRAIN 80 |

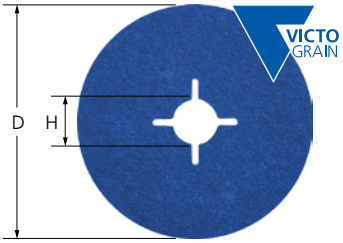


## VICTOGRAIN-COOL version

For maximum aggressive grinding with an extremely long tool life, the ultimate stock removal rate and consistently high performance on steel and hard materials which do not conduct heat well. Active grinding additives in the coating prevent clogging and result in cooler grinding.

**Special features:**
- High economic efficiency thanks to long tool life and very high stock removal rate.
- Consistent surface finish thanks to high-quality abrasives. Highly flexible, enabling optimal adjustment to the contour.
- Optimal adjustment to the contour in conjunction with the matching backing pad. Please order backing pad separately.

| D [mm] | H [mm] | Abrasive | Grit size | Max. RPM | | Item no. | Designation |
|---|---|---|---|---|---|---|---|
| **slotted** | | | | | | | |
| 115 | 22 | VICTOGRAIN-COOL | 36 | 13,300 | 25 | 64279002 | FS 115-22 VICTOGRAIN-COOL 36 |
| | | | 60 | 13,300 | 25 | 64279031 | FS 115-22 VICTOGRAIN-COOL 60 |
| | | | 80 | 13,300 | 25 | 64279032 | FS 115-22 VICTOGRAIN-COOL 80 |
| 125 | 22 | VICTOGRAIN-COOL | 36 | 12,200 | 25 | 64279003 | FS 125-22 VICTOGRAIN-COOL 36 |
| | | | 60 | 12,200 | 25 | 64279033 | FS 125-22 VICTOGRAIN-COOL 60 |
| | | | 80 | 12,200 | 25 | 64279034 | FS 125-22 VICTOGRAIN-COOL 80 |
| 150 | 22 | VICTOGRAIN-COOL | 36 | 10,200 | 25 | 69401655 | FS 150-22 VICTOGRAIN-COOL 36 |
| | | | 60 | 10,200 | 25 | 64279035 | FS 150-22 VICTOGRAIN-COOL 60 |
| | | | 80 | 10,200 | 25 | 64279036 | FS 150-22 VICTOGRAIN-COOL 80 |
| 180 | 22 | VICTOGRAIN-COOL | 36 | 8,500 | 25 | 64279004 | FS 180-22 VICTOGRAIN-COOL 36 |
| | | | 60 | 8,500 | 25 | 64279037 | FS 180-22 VICTOGRAIN-COOL 60 |
| | | | 80 | 8,500 | 25 | 64279038 | FS 180-22 VICTOGRAIN-COOL 80 |
| **unslotted** | | | | | | | |
| 100 | 16 | VICTOGRAIN-COOL | 36 | 15,300 | 25 | 64279001 | FS 100-16 VICTOGRAIN-COOL 36 |
| | | | 60 | 15,300 | 25 | 64279029 | FS 100-16 VICTOGRAIN-COOL 60 |
| | | | 80 | 15,300 | 25 | 64279030 | FS 100-16 VICTOGRAIN-COOL 80 |

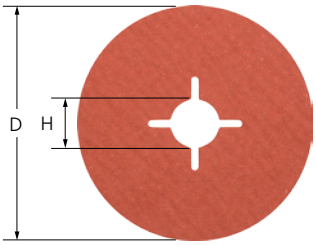


## Aluminium oxide A-COOL version

For general grinding work from fine to very fine grinding on materials which do not conduct heat well, e.g. stainless steel (INOX). Active grinding additives substantially improve the stock removal rate, prevent clogging and result in cooler grinding.



**Special features:**
- High economic efficiency thanks to long tool life and very high stock removal rate.
- Consistent surface finish thanks to high-quality abrasives. Highly flexible, enabling optimal adjustment to the contour.
- Optimal adjustment to the contour in conjunction with the matching backing pad. Please order backing pad separately.

| D [mm] | H [mm] | Abrasive | Grit size | Max. RPM | | Item no. | Designation |
|---|---|---|---|---|---|---|---|
| **slotted** | | | | | | | |
| 115 | 22 | A-COOL | 50 | 13,300 | 25 | 64125111 | FS 115-22 A-COOL 50 |
| | | | 60 | 13,300 | 25 | 64126111 | FS 115-22 A-COOL 60 |
| | | | 80 | 13,300 | 25 | 64128111 | FS 115-22 A-COOL 80 |
| | | | 120 | 13,300 | 25 | 64132111 | FS 115-22 A-COOL 120 |
| | | | 150 | 13,300 | 25 | 64135111 | FS 115-22 A-COOL 150 |
| | | | 180 | 13,300 | 25 | 64138111 | FS 115-22 A-COOL 180 |
| | | | 220 | 13,300 | 25 | 64142111 | FS 115-22 A-COOL 220 |
| 125 | 22 | A-COOL | 60 | 12,200 | 25 | 64126125 | FS 125-22 A-COOL 60 |
| | | | 80 | 12,200 | 25 | 64128125 | FS 125-22 A-COOL 80 |
| | | | 120 | 12,200 | 25 | 64132125 | FS 125-22 A-COOL 120 |
| | | | 150 | 12,200 | 25 | 64135125 | FS 125-22 A-COOL 150 |
| | | | 180 | 12,200 | 25 | 64138125 | FS 125-22 A-COOL 180 |
| | | | 220 | 12,200 | 25 | 64142125 | FS 125-22 A-COOL 220 |
| 180 | 22 | A-COOL | 80 | 8,500 | 25 | 64128175 | FS 180-22 A-COOL 80 |
| | | | 120 | 8,500 | 25 | 64132175 | FS 180-22 A-COOL 120 |
| | | | 150 | 8,500 | 25 | 64135175 | FS 180-22 A-COOL 150 |
| | | | 180 | 8,500 | 25 | 64138175 | FS 180-22 A-COOL 180 |
| | | | 220 | 8,500 | 25 | 64142175 | FS 180-22 A-COOL 220 |

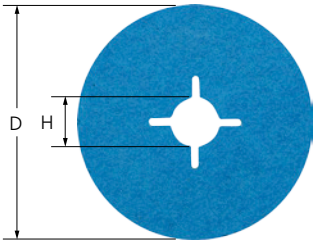


## Zirconia alumina Z-COOL version

For coarse grinding work with a high stock removal rate and cool grinding. Active grinding additives substantially improve the stock removal rate, prevent clogging and result in cooler grinding.

**Special features:**
- High economic efficiency thanks to long tool life and very high stock removal rate.
- Consistent surface finish thanks to high-quality abrasives. Highly flexible, enabling optimal adjustment to the contour.
- Optimal adjustment to the contour in conjunction with the matching backing pad. Please order backing pad separately.

| D [mm] | H [mm] | Abrasive | Grit size | Max. RPM | | Item no. | Designation |
|---|---|---|---|---|---|---|---|
| **slotted** | | | | | | | |
| 125 | 22 | Z-COOL | 36 | 12,200 | 25 | 64273125 | FS 125-22 Z-COOL 36 |
| | | | 60 | 12,200 | 25 | 64276125 | FS 125-22 Z-COOL 60 |
| | | | 80 | 12,200 | 25 | 64278125 | FS 125-22 Z-COOL 80 |

# Fibre discs
## Fibre discs FS

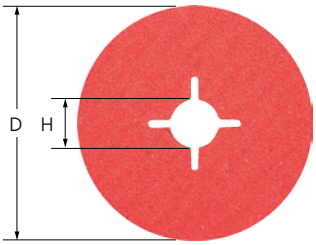


### Ceramic oxide grain CO-COOL version

Consistently high performance and aggressive grinding due to self-sharpening ceramic oxide grain. Active grinding additives improve the stock removal rate, prevent clogging and result in cooler grinding on hard materials which do not conduct heat well.



**Special features:**

- High economic efficiency thanks to long tool life and very high stock removal rate.
- Consistent surface finish thanks to high-quality abrasives. Highly flexible, enabling optimal adjustment to the contour.
- Optimal adjustment to the contour in conjunction with the matching backing pad. Please order backing pad separately.

| D [mm] | H [mm] | Abrasive | Grit size | Max. RPM | | Item no. | Designation |
|---|---|---|---|---|---|---|---|
| **slotted** | | | | | | | |
| 115 | 22 | CO-COOL | 24 | 13,300 | 25 | 64172111 | FS 115-22 CO-COOL 24 |
| | | | 36 | 13,300 | 25 | 64173111 | FS 115-22 CO-COOL 36 |
| | | | 50 | 13,300 | 25 | 64175111 | FS 115-22 CO-COOL 50 |
| | | | 60 | 13,300 | 25 | 64176111 | FS 115-22 CO-COOL 60 |
| | | | 80 | 13,300 | 25 | 64178111 | FS 115-22 CO-COOL 80 |
| | | | 100 | 13,300 | 25 | 64180111 | FS 115-22 CO-COOL 100 |
| | | | 120 | 13,300 | 25 | 64182111 | FS 115-22 CO-COOL 120 |
| 125 | 22 | CO-COOL | 24 | 12,200 | 25 | 64172125 | FS 125-22 CO-COOL 24 |
| | | | 36 | 12,200 | 25 | 64173125 | FS 125-22 CO-COOL 36 |
| | | | 50 | 12,200 | 25 | 64175125 | FS 125-22 CO-COOL 50 |
| | | | 60 | 12,200 | 25 | 64176125 | FS 125-22 CO-COOL 60 |
| | | | 80 | 12,200 | 25 | 64178125 | FS 125-22 CO-COOL 80 |
| | | | 100 | 12,200 | 25 | 64180125 | FS 125-22 CO-COOL 100 |
| | | | 120 | 12,200 | 25 | 64182125 | FS 125-22 CO-COOL 120 |
| 180 | 22 | CO-COOL | 24 | 8,500 | 25 | 64172175 | FS 180-22 CO-COOL 24 |
| | | | 36 | 8,500 | 25 | 64173175 | FS 180-22 CO-COOL 36 |
| | | | 50 | 8,500 | 25 | 64175175 | FS 180-22 CO-COOL 50 |
| | | | 60 | 8,500 | 25 | 64176175 | FS 180-22 CO-COOL 60 |
| | | | 80 | 8,500 | 25 | 64178175 | FS 180-22 CO-COOL 80 |
| | | | 100 | 8,500 | 25 | 64180175 | FS 180-22 CO-COOL 100 |
| | | | 120 | 8,500 | 25 | 64182175 | FS 180-22 CO-COOL 120 |
| **unslotted** | | | | | | | |
| 100 | 16 | CO-COOL | 24 | 15,300 | 25 | 69401583 | FS 100-16 CO-COOL 24 |
| | | | 36 | 15,300 | 25 | 69401553 | FS 100-16 CO-COOL 36 |
| | | | 50 | 15,300 | 25 | 69401554 | FS 100-16 CO-COOL 50 |
| | | | 60 | 15,300 | 25 | 69401555 | FS 100-16 CO-COOL 60 |
| | | | 80 | 15,300 | 25 | 69401556 | FS 100-16 CO-COOL 80 |
| | | | 120 | 15,300 | 25 | 69401584 | FS 100-16 CO-COOL 120 |

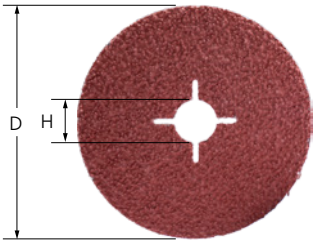


## Ceramic oxide grain CO-COOL PLUS version

Consistently high performance and maximum aggressive grinding due to self-sharpening ceramic oxide grain. Active grinding additives improve the stock removal rate, prevent clogging and result in very cool grinding on hard materials which do not conduct heat well.

**Special features:**
- High economic efficiency thanks to long tool life and the ultimate stock removal rate.
- Consistent surface finish thanks to high-quality abrasives. Highly flexible, enabling optimal adjustment to the contour.

| D [mm] | H [mm] | Abrasive | Grit size | Max. RPM | | Item no. | Designation |
|---|---|---|---|---|---|---|---|
| **slotted** | | | | | | | |
| 115 | 22 | CO-COOL-PLUS | 24 | 13,300 | 25 | 64172115 | FS115-22 CO-COOL PLUS 24 |
| 125 | 22 | CO-COOL-PLUS | 24 | 12,200 | 25 | 64172126 | FS125-22 CO-COOL PLUS 24 |
| 180 | 22 | CO-COOL-PLUS | 24 | 8,500 | 25 | 64172180 | FS180-22 CO-COOL PLUS 24 |

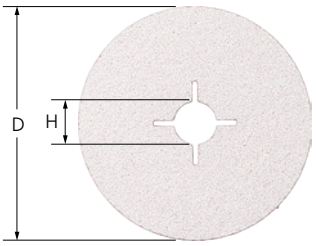


## Ceramic oxide grain CO-ALU version

For aggressive grinding with maximum stock removal rate for machining non-ferrous metals. Consistently high performance due to self-sharpening ceramic oxide grain. Adhesion-reducing additives in the coating significantly reduce the chip adhesion and therefore reduce clogging of the fibre discs.



**Special features:**
- High economic efficiency thanks to long tool life and very high stock removal rate.
- Consistent surface finish thanks to high-quality abrasives. Highly flexible, enabling optimal adjustment to the contour.
- Optimal adjustment to the contour in conjunction with the matching backing pad. Please order backing pad separately.

| D [mm] | H [mm] | Abrasive | Grit size | Max. RPM | | Item no. | Designation |
|---|---|---|---|---|---|---|---|
| **slotted** | | | | | | | |
| 115 | 22 | CO-ALU | 36 | 13,300 | 25 | *64281136* | FS 115-22 CO-ALU 36 |
| | | | 60 | 13,300 | 25 | *64281160* | FS 115-22 CO-ALU 60 |
| | | | 80 | 13,300 | 25 | *64281180* | FS 115-22 CO-ALU 80 |
| 125 | 22 | CO-ALU | 36 | 12,200 | 25 | 64281236 | FS 125-22 CO-ALU 36 |
| | | | 60 | 12,200 | 25 | 64281260 | FS 125-22 CO-ALU 60 |
| | | | 80 | 12,200 | 25 | 64281280 | FS 125-22 CO-ALU 80 |
| 180 | 22 | CO-ALU | 36 | 8,500 | 25 | 64281836 | FS 180-22 CO-ALU 36 |
| | | | 60 | 8,500 | 25 | 64281860 | FS 180-22 CO-ALU 60 |
| | | | 80 | 8,500 | 25 | 64281880 | FS 180-22 CO-ALU 80 |
| **unslotted** | | | | | | | |
| 100 | 16 | CO-ALU | 36 | 15,300 | 25 | 64281036 | FS 100-16 CO-ALU 36 |
| | | | 60 | 15,300 | 25 | *64281060* | FS 100-16 CO-ALU 60 |
| | | | 80 | 15,300 | 25 | *64281080* | FS 100-16 CO-ALU 80 |



*Discontinued product*



## GT type

Backing pad for fibre discs for optimum adaptation to contours thanks to high flexibility. In accordance with ISO 15636.

**Special features:**
- For use with fibre discs on commercially available angle grinders.

| Suitable for tool diameter [mm] | Thread | Suitable for machine types | Max. RPM | | Item no. | Designation |
|---|---|---|---|---|---|---|
| 100 | M10 | Angle grinders 100, spindle M10 | 15,300 | 1 | 44890015 | GT 100 MF M10 |
| 115 | M10 | Angle grinders 115, spindle M10 | 13,300 | 1 | 44890020 | GT 115 MF M10 |
| | M14 | Angle grinders 115, spindle M14 | 13,300 | 1 | 44890030 | GT 115 MF M14 |
| 125 | M14 | Angle grinder 125, spindle M14 | 12,200 | 1 | 44890040 | GT 125 MF M14 |
| 150 | M14 | Angle grinders 150, spindle M14 | 10,200 | 1 | 44890050 | GT 150 MF M14 |
| 180 | M14 | Angle grinders 180, spindle M14 | 8,500 | 1 | 44890060 | GT 180 MF M14 |





## H-GT type

High-performance backing pad for fibre discs with a long tool life thanks to abrasion-resistant, glass-fibre-reinforced plastic. Impresses with particularly cool grinding due to radially arranged cooling fins, and high fibre-disc stock removal rate due to sturdy, rigid design.

**Special features:**
- For use with fibre discs on commercially available angle grinders.

| Suitable for tool diameter [mm] | Thread | Suitable for machine types | Max. RPM | | Item no. | Designation |
|---|---|---|---|---|---|---|
| 115 | M14 | Angle grinders 115, spindle M14 | 13,300 | 1 | 44890080 | H-GT 115 MF M14 |
| 125 | M14 | Angle grinder 125, spindle M14 | 12,200 | 1 | 44890090 | H-GT 125 MF M14 |
| 180 | M14 | Angle grinders 180, spindle M14 | 8,500 | 1 | 44890100 | H-GT 180 MF M14 |



## HT-GT type

Flexible and extremely temperature-resistant backing pad for fibre discs with a long tool life due to the highly temperature-resistant material. Enables high-precision work thanks to high flexibility. In accordance with ISO 15636.

**Special features:**
- For use with fibre discs on commercially available angle grinders.

| Suitable for tool diameter [mm] | Thread | Suitable for machine types | Max. RPM | | Item no. | Designation |
|---|---|---|---|---|---|---|
| 115 | M14 | Angle grinders 115, spindle M14 | 13,300 | 1 | 44890200 | HT-GT 115 MF M14 |
| 125 | M14 | Angle grinder 125, spindle M14 | 12,200 | 1 | 44890210 | HT-GT 125 MF M14 |
| 180 | M14 | Angle grinders 180, spindle M14 | 8,500 | 1 | 44890220 | HT-GT 180 MF M14 |



## Clamping nuts FL-GT for backing pads GT

Accessories for GT-variant backing pads.

**Special features:**
- Matching centre hole distances for standard commercial face pin spanners.

| Thread | Suitable for machine types | | Item no. | Designation |
|---|---|---|---|---|
| M10 | Angle grinders 100, spindle M10 | 1 | 44890110 | FL-GT 100 M10 |
| | Angle grinders 115, spindle M10 | 1 | 44890111 | FL-GT 115 M10 |
| M14 | Angle grinder 80-115, spindle M14 | 1 | 44890120 | FL-GT 80-115 M14 |
| | Angle grinder 125, spindle M14 | 1 | 44890130 | FL-GT 125 M14 |
| | Angle grinder 150-230, spindle M14 | 1 | 44890140 | FL-GT 150-230 M14 |

## Stand



### Stand for fibre discs

Stand made from impact-resistant plastic for the secure storage of fibre discs exactly in line with their shape. The holder can be stood upright, as well as bolted to walls.

**Special features:**
- Perfect storage of fibre grinding discs.
- With quick adjustment device and attachment holes on the base.
- Suitable for fibre disc diameters 100 mm to 230 mm.

| | Item no. | Designation |
|---|---|---|
| 1 | 44858015 | STORAGE FS-S 100-230 |

# Hook and loop discs
## General information

### Safety notes

- The maximum permitted peripheral speed is 32 m/s.
- For safety reasons, the maximum permitted rotational speed indicated must never be exceeded.
- Place the hook and loop discs centrally on the holder.


Wear eye protection!


Wear hearing protection!


Wear gloves!


Wear a dust mask!


Use backing pad!


Follow the safety instructions!




Not permitted for wet grinding!

4

## Hook and loop discs KR




### Aluminium oxide A version

These hook and loop discs are suitable for general coarse to fine grinding work on larger surfaces in industry and professional trades.



**Special features:**

- Quick tool changes thanks to hook and loop system.
- Highly flexible, enabling optimal adjustment to the contour.
- With the hook and loop disc holder, can be used on commercially available speed-adjustable or slow-running angle grinders with M14 mounting.

| $D_1$ [mm] | Abrasive | Grit size | Opt. RPM | Max. RPM | | Item no. | Designation |
|---|---|---|---|---|---|---|---|
| 115 | A | 40 | 5,000 | 5,300 | 50 | 42871104 | KR 115 A 40 |
| | | 60 | 5,000 | 5,300 | 50 | 42871106 | KR 115 A 60 |
| | | 80 | 5,000 | 5,300 | 50 | 42871108 | KR 115 A 80 |
| | | 120 | 5,000 | 5,300 | 50 | 42871112 | KR 115 A 120 |
| | | 150 | 5,000 | 5,300 | 50 | 42871115 | KR 115 A 150 |
| | | 180 | 5,000 | 5,300 | 50 | 42871118 | KR 115 A 180 |
| 125 | A | 40 | 4,600 | 4,850 | 50 | 42871204 | KR 125 A 40 |
| | | 60 | 4,600 | 4,850 | 50 | 42871206 | KR 125 A 60 |
| | | 80 | 4,600 | 4,850 | 50 | 42871208 | KR 125 A 80 |
| | | 120 | 4,600 | 4,850 | 50 | 42871212 | KR 125 A 120 |
| | | 150 | 4,600 | 4,850 | 50 | 42871215 | KR 125 A 150 |
| | | 180 | 4,600 | 4,850 | 50 | 42871218 | KR 125 A 180 |




## DOT-A

High-performance solution for reproducible fine grinding results. The special, multi-layered grit on DOT-A hook and loop discs ensures consistent stock removal at low cutting speeds.

**Special features:**
- Smooth grinding out of rough pre-ground finishes.
- Heat and dust are significantly reduced.
- High-gloss finish thanks to new, spherical DOT-A grain technology.

| $D_1$ [mm] | Abrasive | Grit size | Opt. RPM | Max. RPM | | Item no. | Designation |
|---|---|---|---|---|---|---|---|
| 115 | DOT-A | 240 | 2,300 | 5,300 | 25 | 42871119 | KR 115 DOT-A 240 |
| | | 320 | 2,300 | 5,300 | 25 | 42871120 | KR 115 DOT-A 320 |
| | | 400 | 2,300 | 5,300 | 25 | 42871121 | KR 115 DOT-A 400 |
| | | 600 | 2,300 | 5,300 | 25 | 42871122 | KR 115 DOT-A 600 |
| | | 1200 | 2,300 | 5,300 | 25 | 42871123 | KR 115 DOT-A 1200 |
| | | 2500 | 2,300 | 5,300 | 25 | 42871124 | KR 115 DOT-A 2500 |
| 125 | DOT-A | 240 | 2,100 | 4,900 | 25 | 42871219 | KR 125 DOT-A 240 |
| | | 320 | 2,100 | 4,900 | 25 | 42871220 | KR 125 DOT-A 320 |
| | | 400 | 2,100 | 4,900 | 25 | 42871221 | KR 125 DOT-A 400 |
| | | 600 | 2,100 | 4,900 | 25 | 42871222 | KR 125 DOT-A 600 |
| | | 1200 | 2,100 | 4,900 | 25 | 42871223 | KR 125 DOT-A 1200 |
| | | 2500 | 2,100 | 4,900 | 25 | 42871224 | KR 125 DOT-A 2500 |
| 150 | DOT-A | 240 | 1,900 | 4,100 | 25 | 42871019 | KR 150 DOT-A 240 |
| | | 320 | 1,900 | 4,100 | 25 | 42871020 | KR 150 DOT-A 320 |
| | | 400 | 1,900 | 4,100 | 25 | 42871021 | KR 150 DOT-A 400 |
| | | 600 | 1,900 | 4,100 | 25 | 42871022 | KR 150 DOT-A 600 |
| | | 1200 | 1,900 | 4,100 | 25 | 42871023 | KR 150 DOT-A 1200 |
| | | 2500 | 1,900 | 4,100 | 25 | 42871024 | KR 150 DOT-A 2500 |




## Aluminium oxide A compact grain version

The wide range of different grains makes this range exceptionally well-suited to fine and very fine grinding, and for step-by-step preparations for polishing larger surfaces.



**Special features:**
- Quick tool changes thanks to hook and loop system. Highly flexible, enabling optimal adjustment to the contour.
- Very long tool life and consistent surface roughness over the entire lifespan thanks to self-sharpening compact grain.

| $D_1$ [mm] | Abrasive | Grit size | Opt. RPM | Max. RPM | | Item no. | Designation |
|---|---|---|---|---|---|---|---|
| 115 | A-CK | 120 | 5,000 | 5,300 | 50 | 42870004 | KR 115 A 120 CK |
| | | 180 | 5,000 | 5,300 | 50 | 42870006 | KR 115 A 180 CK |
| | | 240 | 5,000 | 5,300 | 50 | 42870008 | KR 115 A 240 CK |
| | | 320 | 5,000 | 5,300 | 50 | 42870010 | KR 115 A 320 CK |
| | | 400 | 5,000 | 5,300 | 50 | 42870012 | KR 115 A 400 CK |
| | | 600 | 5,000 | 5,300 | 50 | 42870014 | KR 115 A 600 CK |
| | | 800 | 5,000 | 5,300 | 50 | *42870016* | KR 115 A 800 CK |
| | | 1200 | 5,000 | 5,300 | 50 | *42870020* | KR 115 A 1200 CK |
| 125 | A-CK | 120 | 4,600 | 4,850 | 50 | 42870104 | KR 125 A 120 CK |
| | | 180 | 4,600 | 4,850 | 50 | 42870106 | KR 125 A 180 CK |
| | | 240 | 4,600 | 4,850 | 50 | 42870108 | KR 125 A 240 CK |

*Continued on next page*

*New item*
*Discontinued product*

# Hook and loop discs
## Hook and loop discs KR

| $D_1$ [mm] | Abrasive | Grit size | Opt. RPM | Max. RPM | | Item no. | Designation |
|---|---|---|---|---|---|---|---|
| 125 | A-CK | 320 | 4,600 | 4,850 | 50 | 42870110 | KR 125 A 320 CK |
| | | 400 | 4,600 | 4,850 | 50 | 42870112 | KR 125 A 400 CK |
| | | 600 | 4,600 | 4,850 | 50 | 42870114 | KR 125 A 600 CK |

## Hook and loop disc holders KRH




### KRH type

Flexible arbor for using hook and loop discs on speed-adjustable or slow-running angle grinders with M14 mounting.

**Special features:**
- Quick tool changes thanks to hook and loop system.

| D [mm] | Thread | Hardness | Max. RPM | | Item no. | Designation |
|---|---|---|---|---|---|---|
| 115 | M14 | soft | 5,300 | 1 | 42710155 | KRH-S 115 M14 |
| | | medium | 5,300 | 1 | 42710154 | KRH 115 M14 |
| 125 | M14 | soft | 4,850 | 1 | 42710255 | KRH-S 125 M14 |
| | | medium | 4,850 | 1 | 42710254 | KRH 125 M14 |
| 150 | M14 | medium | 4,080 | 1 | 42710504 | KRH 150 M14 |
| | | soft | 4,080 | 1 | 42710505 | KRH-S 150 M14 |





*New item*

# Self-adhesive abrasive discs
## General information

### Safety notes

- The maximum permitted peripheral speed is 20 m/s.
- For safety reasons, the maximum permitted rotational speed indicated must never be exceeded.


Wear eye protection!


Wear hearing protection!


Wear gloves!


Wear a dust mask!


Follow the safety instructions!



## Self-adhesive abrasive discs PSA




### Aluminium oxide A version

Self-adhesive abrasive discs specifically for tool and mould-making. For heavily contoured, delicate components. Different surface quality levels from coarse to very fine can be successively achieved.



**Special features:**

- Highly flexible, enabling optimal adjustment to the contour.
- Disc securely held on the holder thanks to high-quality adhesive connection.
- Quick and easy tool change. Please order abrasive disc holder separately.

| $D_1$ [mm] | Abrasive | Grit size | Opt. RPM | Max. RPM | | Item no. | Designation |
|---|---|---|---|---|---|---|---|
| 12 | A | 60 | 16,000 | 31,800 | 100 | 42832006 | PSA 12 A 60 |
| | | 80 | 16,000 | 31,800 | 100 | 42832008 | PSA 12 A 80 |
| | | 120 | 16,000 | 31,800 | 100 | 42832012 | PSA 12 A 120 |
| | | 180 | 16,000 | 31,800 | 100 | 42832018 | PSA 12 A 180 |
| | | 240 | 16,000 | 31,800 | 100 | 42832024 | PSA 12 A 240 |
| | | 320 | 16,000 | 31,800 | 100 | 42832032 | PSA 12 A 320 |
| | | 400 | 16,000 | 31,800 | 100 | 42832040 | PSA 12 A 400 |
| | | 600 | 16,000 | 31,800 | 100 | 42832060 | PSA 12 A 600 |
| 20 | A | 60 | 10,000 | 19,100 | 100 | 42832106 | PSA 20 A 60 |
| | | 80 | 10,000 | 19,100 | 100 | 42832108 | PSA 20 A 80 |
| | | 120 | 10,000 | 19,100 | 100 | 42832112 | PSA 20 A 120 |
| | | 180 | 10,000 | 19,100 | 100 | 42832118 | PSA 20 A 180 |
| | | 240 | 10,000 | 19,100 | 100 | 42832124 | PSA 20 A 240 |
| | | 320 | 10,000 | 19,100 | 100 | 42832132 | PSA 20 A 320 |
| | | 400 | 10,000 | 19,100 | 100 | 42832140 | PSA 20 A 400 |
| | | 600 | 10,000 | 19,100 | 100 | 42832160 | PSA 20 A 600 |
| 30 | A | 60 | 6,500 | 12,700 | 100 | 42832206 | PSA 30 A 60 |
| | | 80 | 6,500 | 12,700 | 100 | 42832208 | PSA 30 A 80 |
| | | 120 | 6,500 | 12,700 | 100 | 42832212 | PSA 30 A 120 |
| | | 180 | 6,500 | 12,700 | 100 | 42832218 | PSA 30 A 180 |
| | | 240 | 6,500 | 12,700 | 100 | 42832224 | PSA 30 A 240 |
| | | 320 | 6,500 | 12,700 | 100 | 42832232 | PSA 30 A 320 |
| | | 400 | 6,500 | 12,700 | 100 | 42832240 | PSA 30 A 400 |

*Continued on next page*

# Self-adhesive abrasive discs
## Self-adhesive abrasive discs PSA

| $D_1$ [mm] | Abrasive | Grit size | Opt. RPM | Max. RPM | | Item no. | Designation |
|---|---|---|---|---|---|---|---|
| 30 | A | 600 | 6,500 | 12,700 | 100 | 42832260 | PSA 30 A 600 |
| 50 | A | 60 | 4,000 | 7,650 | 100 | 42832306 | PSA 50 A 60 |
| | | 80 | 4,000 | 7,650 | 100 | 42832308 | PSA 50 A 80 |
| | | 120 | 4,000 | 7,650 | 100 | 42832312 | PSA 50 A 120 |
| | | 180 | 4,000 | 7,650 | 100 | 42832318 | PSA 50 A 180 |
| | | 240 | 4,000 | 7,650 | 100 | 42832324 | PSA 50 A 240 |
| | | 320 | 4,000 | 7,650 | 100 | 42832332 | PSA 50 A 320 |
| | | 400 | 4,000 | 7,650 | 100 | 42832340 | PSA 50 A 400 |
| | | 600 | 4,000 | 7,650 | 100 | 42832360 | PSA 50 A 600 |

## Abrasive disc holder PSA-H




### PSA-H version

Flexible abrasive disc holder for using self-adhesive abrasive discs, specifically for tool and mould construction.

**Special features:**
- Highly flexible, enabling optimal adjustment to the contour.
- Quick and easy tool change.
- Secure hold of the disc on the holder thanks to high-quality adhesive connections.

| D [mm] | S [mm] | L [mm] | Max. RPM | Suitable for | | Item no. | Designation |
|---|---|---|---|---|---|---|---|
| 10 | 2.35 | 35 | 31,800 | PSA 12 | 5 | 42160000 | PSA-H 12-2,35 |
| 18 | 2.35 | 35 | 19,100 | PSA 20 | 5 | 42160002 | PSA-H 20-2,35 |
| 25 | 2.35 | 35 | 12,700 | PSA 30 | 5 | 42160004 | PSA-H 30-2,35 |
| 10 | 3 | 35 | 31,800 | PSA 12 | 5 | 42160001 | PSA-H 12-3 |
| 18 | 3 | 35 | 19,100 | PSA 20 | 5 | 42160003 | PSA-H 20-3 |
| 25 | 3 | 35 | 12,700 | PSA 30 | 5 | 42160005 | PSA-H 30-3 |
| 50 | 3 | 35 | 7,650 | PSA 50 | 5 | 42160007 | PSA-H 50-3 |
| | 6 | 35 | 7,650 | PSA 50 | 5 | 42160006 | PSA-H 50-6 |

# COMBIDISC
General information

PFERD TOOLS

## COMBIDISC clamping system CD and CDR




### CD system

**Tool side:** threaded connection with female thread (metal/plastic).




### CDR system

**Tool side:** threaded connection with male thread (plastic).




## The quick way to find the perfect tool

| Material group ▼ | | | Abrasive ▶ Aluminium oxide A, A-PLUS, A-FLEX, A-CONTOUR, A-FORTE | Aluminium oxide A, compact grain | Zirconia alumina Z | Silicon carbide SiC | Aluminium oxide A-COOL | Ceramic oxide grain CO-COOL | VICTOGRAIN-COOL | Abrasive discs Diamond | POLICLEAN discs | Non-woven discs PNER, VRH, VRW |
|---|---|---|---|---|---|---|---|---|---|---|---|---|
| Steel, cast steel | Non-hardened, non-heat-treated steels | Construction steels, carbon steels, tool steels, non-alloyed steels, cast steel | ● | | ○ | | | ● | ● | | ● | ● |
| | Hardened, heat-treated steels | Tool steels, tempering steels, alloyed steels, cast steel | ○ | ● | ● | | | ● | ● | | ○ | ○ |
| Stainless steel (INOX) | Rust and acid-resistant steels | Austenitic and ferritic stainless steels | | ● | ○ | | ● | ● | ● | | ● | ● |
| Non-ferrous metals | Soft non-ferrous metals, non-ferrous metals | Soft aluminium alloys | ○ | | | | ● | ○ | | | ● | ● |
| | | Brass, copper, zinc | ● | | ○ | | | | | | ● | ● |
| | Hard non-ferrous metals | Hard aluminium alloys | ● | | ○ | ○ | | | | | ● | ● |
| | | Bronze, titanium | | | ○ | ● | | ● | ● | ● | ○ | ● |
| | High-temperature-resistant materials | Nickel-based and cobalt-based alloys | | | ○ | | | ● | ● | ● | ○ | ● |
| Cast iron | Grey cast iron, white cast iron | Cast iron with flake graphite EN-GJL (GG), with nodular graphite/ nodular cast iron EN-GJS (GGG), white annealed cast iron EN-GJMW (GTW), black annealed cast iron EN-GJMB (GTS) | ● | | ○ | | | | | | ● | ● |
| Plastics, other materials | | Fibre-reinforced plastics, thermoplastics, wood, chipboard, paint | ● | | | ● | | | | ● | ● | ● |

● = highly suitable ○ = suitable

## Safety notes

- The maximum permitted peripheral speed is 50 m/s.
- For safety reasons, the maximum permitted rotational speed indicated must never be exceeded.

Wear eye protection!

Wear hearing protection!

Wear gloves!

Wear a dust mask!

Follow the safety instructions!





# Mini-POLIFAN CD, CDR




CD CDR

## Aluminium oxide A version

For general coarse grinding work with high stock removal rates. Ideal for dressing weld seams in hard-to-reach places. Longer tool life and higher stock removal rate when compared to abrasive discs.



**Special features:**

- Very comfortable due to ease of use and low-vibration working.
- No disruptions in use due to adhesion, slipping or coming loose.
- High economic efficiency as tool can be changed quickly thanks to innovative COMBIDISC clamping system. Please order abrasive disc holder separately.

| $D_1$ [mm] | Abrasive | Grit size | Suitable arbors | Opt. RPM | | Item no. | Designation |
|---|---|---|---|---|---|---|---|
| **CD system** | | | | | | | |
| 50 | A | 40 | SBH 20–50, BO PFF 50 | 12,000 – 14,000 | 10 | 42719104 | CD PFF 50 A 40 |
| | | 60 | SBH 20–50, BO PFF 50 | 12,000 – 14,000 | 10 | 42719106 | CD PFF 50 A 60 |
| | | 80 | SBH 20–50, BO PFF 50 | 12,000 – 14,000 | 10 | 42719108 | CD PFF 50 A 80 |
| | | 120 | SBH 20–50, BO PFF 50 | 12,000 – 14,000 | 10 | 42719112 | CD PFF 50 A 120 |
| 75 | A | 40 | SBH 75, BO PFF 75 | 8,000 – 10,000 | 10 | 42719204 | CD PFF 75 A 40 |
| | | 60 | SBH 75, BO PFF 75 | 8,000 – 10,000 | 10 | 42719206 | CD PFF 75 A 60 |
| | | 80 | SBH 75, BO PFF 75 | 8,000 – 10,000 | 10 | 42719208 | CD PFF 75 A 80 |
| | | 120 | SBH 75, BO PFF 75 | 8,000 – 10,000 | 10 | 42719212 | CD PFF 75 A 120 |
| **CDR system** | | | | | | | |
| 50 | A | 40 | SBHR 20–75 | 12,000 – 14,000 | 10 | 47202527 | CDR PFF 50 A 40 |
| | | 60 | SBHR 20–75 | 12,000 – 14,000 | 10 | 47202528 | CDR PFF 50 A 60 |
| | | 80 | SBHR 20–75 | 12,000 – 14,000 | 10 | 47202090 | CDR PFF 50 A 80 |
| | | 120 | SBHR 20–75 | 12,000 – 14,000 | 10 | 47202529 | CDR PFF 50 A 120 |
| 75 | A | 40 | SBHR 20–75 | 8,000 – 10,000 | 10 | 47202530 | CDR PFF 75 A 40 |
| | | 60 | SBHR 20–75 | 8,000 – 10,000 | 10 | 47202531 | CDR PFF 75 A 60 |
| | | 80 | SBHR 20–75 | 8,000 – 10,000 | 10 | 47202091 | CDR PFF 75 A 80 |
| | | 120 | SBHR 20–75 | 8,000 – 10,000 | 10 | 47202532 | CDR PFF 75 A 120 |

# COMBIDISC
## Mini-POLIFAN CD, CDR




### Zirconia alumina Z version

For coarse grinding work with a high stock removal rate and a long tool life.



**Special features:**
- Very comfortable due to ease of use and low-vibration working.
- No disruptions in use due to adhesion, slipping or coming loose.
- High economic efficiency as tool can be changed quickly thanks to innovative COMBIDISC clamping system. Please order abrasive disc holder separately.

| $D_1$ [mm] | Abrasive | Grit size | Suitable arbors | Opt. RPM | | Item no. | Designation |
|---|---|---|---|---|---|---|---|
| **CD system** | | | | | | | |
| 50 | Z | 40 | SBH 20–50, BO PFF 50 | 12,000 – 14,000 | 10 | 42719504 | CD PFF 50 Z 40 |
| | | 60 | SBH 20–50, BO PFF 50 | 12,000 – 14,000 | 10 | 42719506 | CD PFF 50 Z 60 |
| | | 80 | SBH 20–50, BO PFF 50 | 12,000 – 14,000 | 10 | 42719508 | CD PFF 50 Z 80 |
| | | 120 | SBH 20–50, BO PFF 50 | 12,000 – 14,000 | 10 | 42719512 | CD PFF 50 Z 120 |
| 75 | Z | 40 | SBH 75, BO PFF 75 | 8,000 – 10,000 | 10 | 42719704 | CD PFF 75 Z 40 |
| | | 60 | SBH 75, BO PFF 75 | 8,000 – 10,000 | 10 | 42719706 | CD PFF 75 Z 60 |
| | | 80 | SBH 75, BO PFF 75 | 8,000 – 10,000 | 10 | 42719708 | CD PFF 75 Z 80 |
| | | 120 | SBH 75, BO PFF 75 | 8,000 – 10,000 | 10 | 42719712 | CD PFF 75 Z 120 |
| **CDR system** | | | | | | | |
| 50 | Z | 40 | SBHR 20–75 | 12,000 – 14,000 | 10 | 47202125 | CDR PFF 50 Z 40 |
| | | 60 | SBHR 20–75 | 12,000 – 14,000 | 10 | 47202126 | CDR PFF 50 Z 60 |
| | | 80 | SBHR 20–75 | 12,000 – 14,000 | 10 | 47202533 | CDR PFF 50 Z 80 |
| | | 120 | SBHR 20–75 | 12,000 – 14,000 | 10 | 47202534 | CDR PFF 50 Z 120 |
| 75 | Z | 40 | SBHR 20–75 | 8,000 – 10,000 | 10 | 47202101 | CDR PFF 75 Z 40 |
| | | 60 | SBHR 20–75 | 8,000 – 10,000 | 10 | 47202535 | CDR PFF 75 Z 60 |
| | | 80 | SBHR 20–75 | 8,000 – 10,000 | 10 | 47202536 | CDR PFF 75 Z 80 |
| | | 120 | SBHR 20–75 | 8,000 – 10,000 | 10 | 47202092 | CDR PFF 75 Z 120 |




### CO-COOL version

For aggressive grinding with maximum stock removal rate on hard materials which do not conduct heat well. Consistently high performance due to self-sharpening ceramic oxide grain. Active grinding additives in the coating substantially improve the stock removal rate, prevent clogging and result in cooler grinding.

**Special features:**
- Very comfortable due to ease of use and low-vibration working.
- No disruptions in use due to adhesion, slipping or coming loose.
- High economic efficiency as tool can be changed quickly. Please order necessary abrasive disc holder separately.

| $D_1$ [mm] | Abrasive | Grit size | Opt. RPM | | Item no. | Designation |
|---|---|---|---|---|---|---|
| **CD system** | | | | | | |
| 50 | CO-COOL | 40 | 12,000 – 14,000 | 10 | 42719100 | CD-PFF 50 CO-COOL 40 |
| | | 60 | 12,000 – 14,000 | 10 | 42719101 | CD-PFF 50 CO-COOL 60 |
| | | 80 | 12,000 – 14,000 | 10 | 42719102 | CD-PFF 50 CO-COOL 80 |
| | | 120 | 12,000 – 14,000 | 10 | 42719103 | CD-PFF 50 CO-COOL 120 |
| 75 | CO-COOL | 40 | 8,000 – 10,000 | 10 | 42719105 | CD-PFF 75 CO-COOL 40 |
| | | 60 | 8,000 – 10,000 | 10 | 42719107 | CD-PFF 75 CO-COOL 60 |
| | | 80 | 8,000 – 10,000 | 10 | 42719109 | CD-PFF 75 CO-COOL 80 |

*Continued on next page*

| $D_1$ [mm] | Abrasive | Grit size | Opt. RPM | | Item no. | Designation |
|---|---|---|---|---|---|---|
| 75 | CO-COOL | 120 | 8,000 – 10,000 | 10 | 42719110 | CD-PFF 75 CO-COOL 120 |
| **CDR system** | | | | | | |
| 50 | CO-COOL | 40 | 12,000 – 14,000 | 10 | 42719111 | CDR-PFF 50 CO-COOL 40 |
| | | 60 | 12,000 – 14,000 | 10 | 42719113 | CDR-PFF 50 CO-COOL 60 |
| | | 80 | 12,000 – 14,000 | 10 | 42719114 | CDR-PFF 50 CO-COOL 80 |
| | | 120 | 12,000 – 14,000 | 10 | 42719115 | CDR-PFF 50 CO-COOL 120 |
| 75 | CO-COOL | 40 | 8,000 – 10,000 | 10 | 42719116 | CDR-PFF 75 CO-COOL 40 |
| | | 60 | 8,000 – 10,000 | 10 | 42719117 | CDR-PFF 75 CO-COOL 60 |
| | | 80 | 8,000 – 10,000 | 10 | 42719118 | CDR-PFF 75 CO-COOL 80 |
| | | 120 | 8,000 – 10,000 | 10 | 42719119 | CDR-PFF 75 CO-COOL 120 |

## Mini-POLIFAN FLEX CD, CDR





CD

### Aluminium oxide A version

For general coarse grinding work with high stock removal rates. Ideal for dressing weld seams in hard-to-reach places. Longer tool life and higher stock removal rate when compared to abrasive discs.

**Special features:**
- Ideally suited to grinding smaller fillet weld geometries.
- Particularly suitable for contour grinding due to the flexible arrangement of the flaps.
- High economic efficiency as tool can be changed quickly. Please order necessary abrasive disc holder separately.

| $D_1$ [mm] | Abrasive | Grit size | Opt. RPM | | Item no. | Designation |
|---|---|---|---|---|---|---|
| **CD system** | | | | | | |
| 50 | A | 40 | 12,000 – 14,000 | 10 | 42719800 | CD-FLEX 50 A 40 |
| | | 60 | 12,000 – 14,000 | 10 | 42719801 | CD-FLEX 50 A 60 |
| | | 80 | 12,000 – 14,000 | 10 | 42719802 | CD-FLEX 50 A 80 |
| | | 120 | 12,000 – 14,000 | 10 | 42719803 | CD-FLEX 50 A 120 |
| 75 | A | 40 | 8,000 – 10,000 | 10 | 42719804 | CD-FLEX 75 A 40 |
| | | 60 | 8,000 – 10,000 | 10 | 42719805 | CD-FLEX 75 A 60 |
| | | 80 | 8,000 – 10,000 | 10 | 42719806 | CD-FLEX 75 A 80 |
| | | 120 | 8,000 – 10,000 | 10 | 42719807 | CD-FLEX 75 A 120 |
| **CDR system** | | | | | | |
| 50 | A | 40 | 12,000 – 14,000 | 10 | 42719808 | CDR-FLEX 50 A 40 |
| | | 60 | 12,000 – 14,000 | 10 | 42719809 | CDR-FLEX 50 A 60 |
| | | 80 | 12,000 – 14,000 | 10 | 42719810 | CDR-FLEX 50 A 80 |
| | | 120 | 12,000 – 14,000 | 10 | 42719811 | CDR-FLEX 50 A 120 |
| 75 | A | 40 | 8,000 – 10,000 | 10 | 42719812 | CDR-FLEX 75 A 40 |
| | | 60 | 8,000 – 10,000 | 10 | 42719813 | CDR-FLEX 75 A 60 |
| | | 80 | 8,000 – 10,000 | 10 | 42719814 | CDR-FLEX 75 A 80 |
| | | 120 | 8,000 – 10,000 | 10 | 42719815 | CDR-FLEX 75 A 120 |

# COMBIDISC
## Mini-POLIFAN FLEX CD, CDR




### Ceramic oxide grain CO-COOL version

For aggressive grinding with maximum stock removal rate on hard materials which do not conduct heat well. Ideal for dressing weld seams in hard-to-reach places.



**Special features:**
- Ideally suited to grinding smaller fillet weld geometries.
- Particularly suitable for contour grinding due to the flexible arrangement of the flaps.
- High economic efficiency as tool can be changed quickly. Please order necessary abrasive disc holder separately.

| $D_1$ [mm] | Abrasive | Grit size | Opt. RPM | | Item no. | Designation |
|---|---|---|---|---|---|---|
| **CD system** | | | | | | |
| 50 | CO-COOL | 40 | 12,000 – 14,000 | 10 | 42719816 | CD-FLEX 50 CO-COOL 40 |
| | | 60 | 12,000 – 14,000 | 10 | 42719817 | CD-FLEX 50 CO-COOL 60 |
| | | 80 | 12,000 – 14,000 | 10 | 42719818 | CD-FLEX 50 CO-COOL 80 |
| | | 120 | 12,000 – 14,000 | 10 | 42719819 | CD-FLEX 50 CO-COOL 120 |
| 75 | CO-COOL | 40 | 8,000 – 10,000 | 10 | 42719820 | CD-FLEX 75 CO-COOL 40 |
| | | 60 | 8,000 – 10,000 | 10 | 42719821 | CD-FLEX 75 CO-COOL 60 |
| | | 80 | 8,000 – 10,000 | 10 | 42719822 | CD-FLEX 75 CO-COOL 80 |
| | | 120 | 8,000 – 10,000 | 10 | 42719823 | CD-FLEX 75 CO-COOL 120 |
| **CDR system** | | | | | | |
| 50 | CO-COOL | 40 | 12,000 – 14,000 | 10 | 42719824 | CDR-FLEX 50 CO-COOL 40 |
| | | 60 | 12,000 – 14,000 | 10 | 42719825 | CDR-FLEX 50 CO-COOL 60 |
| | | 80 | 12,000 – 14,000 | 10 | 42719826 | CDR-FLEX 50 CO-COOL 80 |
| | | 120 | 12,000 – 14,000 | 10 | 42719827 | CDR-FLEX 50 CO-COOL 120 |
| 75 | CO-COOL | 40 | 8,000 – 10,000 | 10 | 42719828 | CDR-FLEX 75 CO-COOL 40 |
| | | 60 | 8,000 – 10,000 | 10 | 42719829 | CDR-FLEX 75 CO-COOL 60 |
| | | 80 | 8,000 – 10,000 | 10 | 42719830 | CDR-FLEX 75 CO-COOL 80 |
| | | 120 | 8,000 – 10,000 | 10 | 42719831 | CDR-FLEX 75 CO-COOL 120 |

## Mini-POLIFAN arbor




### BO PFF

Matching arbors for COMBIDISC Mini-POLIFAN.

| S [mm] | L [mm] | Matching tool | | Item no. | Designation |
|---|---|---|---|---|---|
| 6 | 40 | CD PFF 50 | 1 | 42700050 | BO PFF 50 |
| | | CD PFF 75 | 1 | 42700075 | BO PFF 75 |

# COMBIDISC
## Abrasive discs CD, CDR




### Aluminium oxide A version

For general coarse to fine grinding applications in industry and professional trades.



**Special features:**
- Very comfortable due to ease of use and low-vibration working.
- No disruptions in use due to adhesion, slipping or coming loose.
- High economic efficiency as tool can be changed quickly thanks to innovative COMBIDISC clamping system. Please order abrasive disc holder separately.

| $D_1$ [mm] | Abrasive | Grit size | Opt. RPM | | Item no. | Designation |
|---|---|---|---|---|---|---|
| **CD system** | | | | | | |
| 20 | A | 60 | 20,000 – 35,000 | 100 | 42750206 | CD 20 A 60 |
| | | 80 | 20,000 – 35,000 | 100 | 42750208 | CD 20 A 80 |
| | | 120 | 20,000 – 35,000 | 100 | 42750212 | CD 20 A 120 |
| | | 180 | 20,000 – 35,000 | 100 | 42750218 | CD 20 A 180 |
| | | 320 | 20,000 – 35,000 | 100 | 42750232 | CD 20 A 320 |
| 25 | A | 60 | 15,000 – 26,000 | 100 | 42750306 | CD 25 A 60 |
| | | 80 | 15,000 – 26,000 | 100 | 42750308 | CD 25 A 80 |
| | | 120 | 15,000 – 26,000 | 100 | 42750312 | CD 25 A 120 |
| | | 180 | 15,000 – 26,000 | 100 | 42750318 | CD 25 A 180 |
| | | 320 | 15,000 – 26,000 | 100 | 42750332 | CD 25 A 320 |
| 38 | A | 36 | 10,000 – 16,000 | 100 | 42750403 | CD 38 A 36 |
| | | 60 | 10,000 – 16,000 | 100 | 42750406 | CD 38 A 60 |
| | | 80 | 10,000 – 16,000 | 100 | 42750408 | CD 38 A 80 |
| | | 120 | 10,000 – 16,000 | 100 | 42750412 | CD 38 A 120 |
| | | 180 | 10,000 – 16,000 | 100 | 42750418 | CD 38 A 180 |
| | | 320 | 10,000 – 16,000 | 100 | 42750432 | CD 38 A 320 |
| 50 | A | 36 | 8,000 – 13,000 | 100 | 42750503 | CD 50 A 36 |
| | | 60 | 8,000 – 13,000 | 100 | 42750506 | CD 50 A 60 |
| | | 80 | 8,000 – 13,000 | 100 | 42750508 | CD 50 A 80 |
| | | 120 | 8,000 – 13,000 | 100 | 42750512 | CD 50 A 120 |
| | | 180 | 8,000 – 13,000 | 100 | 42750518 | CD 50 A 180 |
| | | 320 | 8,000 – 13,000 | 100 | 42750532 | CD 50 A 320 |
| 75 | A | 36 | 5,000 – 9,000 | 50 | 42750703 | CD 75 A 36 |
| | | 60 | 5,000 – 9,000 | 50 | 42750706 | CD 75 A 60 |
| | | 80 | 5,000 – 9,000 | 50 | 42750708 | CD 75 A 80 |
| | | 120 | 5,000 – 9,000 | 50 | 42750712 | CD 75 A 120 |
| | | 180 | 5,000 – 9,000 | 50 | 42750718 | CD 75 A 180 |
| | | 320 | 5,000 – 9,000 | 50 | 42750732 | CD 75 A 320 |
| **CDR system** | | | | | | |
| 20 | A | 60 | 20,000 – 35,000 | 100 | 42770206 | CDR 20 A 60 |
| | | 80 | 20,000 – 35,000 | 100 | 42770208 | CDR 20 A 80 |
| | | 120 | 20,000 – 35,000 | 100 | 42770212 | CDR 20 A 120 |
| 25 | A | 60 | 15,000 – 26,000 | 100 | 42770306 | CDR 25 A 60 |
| | | 80 | 15,000 – 26,000 | 100 | 42770308 | CDR 25 A 80 |
| | | 120 | 15,000 – 26,000 | 100 | 42770312 | CDR 25 A 120 |
| | | 180 | 15,000 – 26,000 | 100 | 42770318 | CDR 25 A 180 |
| | | 320 | 15,000 – 26,000 | 100 | 42770332 | CDR 25 A 320 |
| 38 | A | 36 | 10,000 – 16,000 | 100 | 42770403 | CDR 38 A 36 |
| | | 60 | 10,000 – 16,000 | 100 | 42770406 | CDR 38 A 60 |

*Continued on next page*

| $D_1$ [mm] | Abrasive | Grit size | Opt. RPM | | Item no. | Designation |
|---|---|---|---|---|---|---|
| 38 | A | 80 | 10,000 – 16,000 | 100 | 42770408 | CDR 38 A 80 |
| | | 120 | 10,000 – 16,000 | 100 | 42770412 | CDR 38 A 120 |
| | | 180 | 10,000 – 16,000 | 100 | 42770418 | CDR 38 A 180 |
| | | 320 | 10,000 – 16,000 | 100 | 42770432 | CDR 38 A 320 |
| 50 | A | 36 | 8,000 – 13,000 | 100 | 42770503 | CDR 50 A 36 |
| | | 60 | 8,000 – 13,000 | 100 | 42770506 | CDR 50 A 60 |
| | | 80 | 8,000 – 13,000 | 100 | 42770508 | CDR 50 A 80 |
| | | 120 | 8,000 – 13,000 | 100 | 42770512 | CDR 50 A 120 |
| | | 180 | 8,000 – 13,000 | 100 | 42770518 | CDR 50 A 180 |
| | | 320 | 8,000 – 13,000 | 100 | 42770532 | CDR 50 A 320 |
| 75 | A | 36 | 5,000 – 9,000 | 50 | 42770703 | CDR 75 A 36 |
| | | 60 | 5,000 – 9,000 | 50 | 42770706 | CDR 75 A 60 |
| | | 80 | 5,000 – 9,000 | 50 | 42770708 | CDR 75 A 80 |
| | | 120 | 5,000 – 9,000 | 50 | 42770712 | CDR 75 A 120 |
| | | 180 | 5,000 – 9,000 | 50 | 42770718 | CDR 75 A 180 |
| | | 320 | 5,000 – 9,000 | 50 | 42770732 | CDR 75 A 320 |




## Aluminium oxide A for linear grinding version

For general coarse to fine grinding applications in industry and professional trades. Suitable for grinding corners and preparing linear surface finishes.

**Special features:**
- High economic efficiency as tool can be changed quickly. Please order necessary abrasive disc holder separately.
- Very comfortable due to smooth running and very precise working.
- No disruptions in use due to adhesion, slipping or coming loose.

| L [mm] | T [mm] | Abrasive | Grit size | | Item no. | Designation |
|---|---|---|---|---|---|---|
| **CD system** | | | | | | |
| 35 | 35 | A | 60 | 100 | 42799034 | CD SQ 35x35 A 60 |
| | | | 120 | 100 | 42799035 | CD SQ 35x35 A 120 |
| | | | 180 | 100 | 42799036 | CD SQ 35x35 A 180 |




## Aluminium oxide A-PLUS version

For general applications from coarse to fine grinding. Higher stock removal rate due to sturdy backing material. Particularly for use in edge grinding due to high tear strength.

**Special features:**
- Very comfortable due to ease of use and low-vibration working.
- No disruptions in use due to adhesion, slipping or coming loose.
- High economic efficiency as tool can be changed quickly thanks to innovative COMBIDISC clamping system. Please order abrasive disc holder separately.

| $D_1$ [mm] | Abrasive | Grit size | Opt. RPM | | Item no. | Designation |
|---|---|---|---|---|---|---|
| **CD system** | | | | | | |
| 50 | A-PLUS | 36 | 8,000 – 13,000 | 100 | 42755503 | CD 50 A 36 PLUS |
| | | 60 | 8,000 – 13,000 | 100 | 42755506 | CD 50 A 60 PLUS |
| | | 80 | 8,000 – 13,000 | 100 | 42755508 | CD 50 A 80 PLUS |
| | | 120 | 8,000 – 13,000 | 100 | 42755512 | CD 50 A 120 PLUS |
| 75 | A-PLUS | 36 | 5,000 – 9,000 | 50 | 42755703 | CD 75 A 36 PLUS |
| | | 60 | 5,000 – 9,000 | 50 | 42755706 | CD 75 A 60 PLUS |
| | | 80 | 5,000 – 9,000 | 50 | 42755708 | CD 75 A 80 PLUS |
| | | 120 | 5,000 – 9,000 | 50 | 42755712 | CD 75 A 120 PLUS |

*Continued on next page*

| $D_1$ [mm] | Abrasive | Grit size | Opt. RPM | | Item no. | Designation |
|---|---|---|---|---|---|---|
| **CDR system** | | | | | | |
| 50 | A-PLUS | 36 | 8,000 – 13,000 | 100 | 42775503 | CDR 50 A 36 PLUS |
| | | 60 | 8,000 – 13,000 | 100 | 42775506 | CDR 50 A 60 PLUS |
| | | 80 | 8,000 – 13,000 | 100 | 42775508 | CDR 50 A 80 PLUS |
| | | 120 | 8,000 – 13,000 | 100 | 42775512 | CDR 50 A 120 PLUS |
| 75 | A-PLUS | 36 | 5,000 – 9,000 | 50 | 42775703 | CDR 75 A 36 PLUS |
| | | 60 | 5,000 – 9,000 | 50 | 42775706 | CDR 75 A 60 PLUS |
| | | 80 | 5,000 – 9,000 | 50 | 42775708 | CDR 75 A 80 PLUS |
| | | 120 | 5,000 – 9,000 | 50 | 42775712 | CDR 75 A 120 PLUS |




## RS aluminium oxide A-PLUS version

Ideal for general applications from coarse to fine grinding on areas that are extremely difficult to access, with a high stock removal rate and long tool life.



**Special features:**
- Excellent for weld dressing of backwards repair welds, e.g. in cases, slots and grooves on engines.
- The abrasive coating is located on the underside of the tool. This enables convenient and safe backwards working in hard-to-reach areas.
- Ideal for work on welded-on combustor plates. Please order necessary backing pad separately.

| $D_1$ [mm] | Abrasive | Grit size | Opt. RPM | | Item no. | Designation |
|---|---|---|---|---|---|---|
| **CDR system** | | | | | | |
| 38 | A-PLUS | 60 | 10,000 – 16,000 | 100 | *42799025* | CDR 38 A 60 PLUS RS |
| | | 80 | 10,000 – 16,000 | 100 | *42799026* | CDR 38 A 80 PLUS RS |
| 50 | A-PLUS | 60 | 8,000 – 13,000 | 100 | *42799028* | CDR 50 A 60 PLUS RS |
| | | 80 | 8,000 – 13,000 | 100 | *42799029* | CDR 50 A 80 PLUS RS |
| 75 | A-PLUS | 60 | 5,000 – 9,000 | 50 | *42799031* | CDR 75 A 60 PLUS RS |
| | | 80 | 5,000 – 9,000 | 50 | *42799032* | CDR 75 A 80 PLUS RS |
| | | 120 | 5,000 – 9,000 | 50 | *42799033* | CDR 75 A 120 PLUS RS |




## Aluminium oxide A-FLEX version

Particularly flexible abrasive discs, which are especially suitable for work on contours and concave surfaces, e.g. in tool and mould-making. For achieving seamless transitions in the surface finish.

**Special features:**
- Very comfortable due to ease of use and low-vibration working.
- No disruptions in use due to adhesion, slipping or coming loose.
- High economic efficiency as tool can be changed quickly thanks to innovative COMBIDISC clamping system. Please order abrasive disc holder separately.

| $D_1$ [mm] | Abrasive | Grit size | Opt. RPM | | Item no. | Designation |
|---|---|---|---|---|---|---|
| **CD system** | | | | | | |
| 38 | A-FLEX | 60 FLEX | 10,000 – 16,000 | 100 | 42757406 | CD 38 A 60 FLEX |
| | | 80 FLEX | 10,000 – 16,000 | 100 | 42757408 | CD 38 A 80 FLEX |
| | | 120 FLEX | 10,000 – 16,000 | 100 | 42757412 | CD 38 A 120 FLEX |
| 50 | A-FLEX | 60 FLEX | 8,000 – 13,000 | 100 | 42757506 | CD 50 A 60 FLEX |

*Continued on next page*

# COMBIDISC
## Abrasive discs CD, CDR

| $D_1$ [mm] | Abrasive | Grit size | Opt. RPM | | Item no. | Designation |
|---|---|---|---|---|---|---|
| 50 | A-FLEX | 80 FLEX | 8,000 – 13,000 | 100 | 42757508 | CD 50 A 80 FLEX |
| | | 120 FLEX | 8,000 – 13,000 | 100 | 42757512 | CD 50 A 120 FLEX |
| 75 | A-FLEX | 60 FLEX | 5,000 – 9,000 | 50 | 42757706 | CD 75 A 60 FLEX |
| | | 80 FLEX | 5,000 – 9,000 | 50 | 42757708 | CD 75 A 80 FLEX |
| | | 120 FLEX | 5,000 – 9,000 | 50 | 42757712 | CD 75 A 120 FLEX |




### Aluminium oxide A-FORTE version

For general applications from coarse to fine grinding, with a high stock removal rate and long tool life.



**Special features:**
- Very comfortable due to ease of use and low-vibration working.
- No disruptions in use due to adhesion, slipping or coming loose.
- High economic efficiency as tool can be changed quickly thanks to innovative COMBIDISC clamping system. Please order abrasive disc holder separately.

| $D_1$ [mm] | Abrasive | Grit size | Opt. RPM | | Item no. | Designation |
|---|---|---|---|---|---|---|
| **CD system** | | | | | | |
| 25 | A-FORTE | 60 FORTE | 15,000 – 26,000 | 100 | 42751306 | CD 25 A 60 FORTE |
| | | 80 FORTE | 15,000 – 26,000 | 100 | 42751308 | CD 25 A 80 FORTE |
| | | 120 FORTE | 15,000 – 26,000 | 100 | 42751312 | CD 25 A 120 FORTE |
| 38 | A-FORTE | 36 FORTE | 10,000 – 16,000 | 100 | 42751403 | CD 38 A 36 FORTE |
| | | 60 FORTE | 10,000 – 16,000 | 100 | 42751406 | CD 38 A 60 FORTE |
| | | 80 FORTE | 10,000 – 16,000 | 100 | 42751408 | CD 38 A 80 FORTE |
| | | 120 FORTE | 10,000 – 16,000 | 100 | 42751412 | CD 38 A 120 FORTE |
| 50 | A-FORTE | 36 FORTE | 8,000 – 13,000 | 100 | 42751503 | CD 50 A 36 FORTE |
| | | 60 FORTE | 8,000 – 13,000 | 100 | 42751506 | CD 50 A 60 FORTE |
| | | 80 FORTE | 8,000 – 13,000 | 100 | 42751508 | CD 50 A 80 FORTE |
| | | 120 FORTE | 8,000 – 13,000 | 100 | 42751512 | CD 50 A 120 FORTE |
| 75 | A-FORTE | 36 FORTE | 5,000 – 9,000 | 50 | 42751703 | CD 75 A 36 FORTE |
| | | 60 FORTE | 5,000 – 9,000 | 50 | 42751706 | CD 75 A 60 FORTE |
| | | 80 FORTE | 5,000 – 9,000 | 50 | 42751708 | CD 75 A 80 FORTE |
| | | 120 FORTE | 5,000 – 9,000 | 50 | 42751712 | CD 75 A 120 FORTE |
| **CDR system** | | | | | | |
| 25 | A-FORTE | 60 FORTE | 15,000 – 26,000 | 100 | 42771306 | CDR 25 A 60 FORTE |
| | | 80 FORTE | 15,000 – 26,000 | 100 | 42771308 | CDR 25 A 80 FORTE |
| | | 120 FORTE | 15,000 – 26,000 | 100 | 42771312 | CDR 25 A 120 FORTE |
| 38 | A-FORTE | 36 FORTE | 10,000 – 16,000 | 100 | 42771403 | CDR 38 A 36 FORTE |
| | | 60 FORTE | 10,000 – 16,000 | 100 | 42771406 | CDR 38 A 60 FORTE |
| | | 80 FORTE | 10,000 – 16,000 | 100 | 42771408 | CDR 38 A 80 FORTE |
| | | 120 FORTE | 10,000 – 16,000 | 100 | 42771412 | CDR 38 A 120 FORTE |
| 50 | A-FORTE | 36 FORTE | 8,000 – 13,000 | 100 | 42771503 | CDR 50 A 36 FORTE |
| | | 60 FORTE | 8,000 – 13,000 | 100 | 42771506 | CDR 50 A 60 FORTE |
| | | 80 FORTE | 8,000 – 13,000 | 100 | 42771508 | CDR 50 A 80 FORTE |
| | | 120 FORTE | 8,000 – 13,000 | 100 | 42771512 | CDR 50 A 120 FORTE |
| 75 | A-FORTE | 36 FORTE | 5,000 – 9,000 | 50 | 42771703 | CDR 75 A 36 FORTE |
| | | 60 FORTE | 5,000 – 9,000 | 50 | 42771706 | CDR 75 A 60 FORTE |

*Continued on next page*

| $D_1$ [mm] | Abrasive | Grit size | Opt. RPM | | Item no. | Designation |
|---|---|---|---|---|---|---|
| 75 | A-FORTE | 80 FORTE | 5,000 – 9,000 | 50 | 42771708 | CDR 75 A 80 FORTE |
| | | 120 FORTE | 5,000 – 9,000 | 50 | 42771712 | CDR 75 A 120 FORTE |




## Aluminium oxide A-COOL version

For general applications from coarse to fine grinding on materials with challenging stock removal properties, e.g. stainless steel (INOX). Active grinding additives substantially improve the stock removal rate, prevent clogging and result in cooler grinding.



**Special features:**
- Very comfortable due to ease of use and low-vibration working.
- No disruptions in use due to adhesion, slipping or coming loose.
- High economic efficiency as tool can be changed quickly thanks to innovative COMBIDISC clamping system. Please order abrasive disc holder separately.



| $D_1$ [mm] | Abrasive | Grit size | Opt. RPM | | Item no. | Designation |
|---|---|---|---|---|---|---|
| **CD system** | | | | | | |
| 50 | A-COOL | 36 | 8,000 – 13,000 | 100 | 42752503 | CD 50 A-COOL 36 |
| | | 60 | 8,000 – 13,000 | 100 | 42752506 | CD 50 A-COOL 60 |
| | | 80 | 8,000 – 13,000 | 100 | 42752508 | CD 50 A-COOL 80 |
| 75 | A-COOL | 36 | 5,000 – 9,000 | 50 | 42752703 | CD 75 A-COOL 36 |
| | | 60 | 5,000 – 9,000 | 50 | 42752706 | CD 75 A-COOL 60 |
| | | 80 | 5,000 – 9,000 | 50 | 42752708 | CD 75 A-COOL 80 |
| **CDR system** | | | | | | |
| 50 | A-COOL | 36 | 8,000 – 13,000 | 100 | 42772503 | CDR 50 A-COOL 36 |
| | | 60 | 8,000 – 13,000 | 100 | 42772506 | CDR 50 A-COOL 60 |
| | | 80 | 8,000 – 13,000 | 100 | 42772508 | CDR 50 A-COOL 80 |




## Aluminium oxide A compact grain version

Outstandingly suited to fine and very fine grinding, and for step-by-step preparations for polishing. The self-sharpening compact grain facilitates a very long tool life and achieves consistent surface quality levels throughout the entire tool life.

**Special features:**
- Very comfortable due to ease of use and low-vibration working.
- No disruptions in use due to adhesion, slipping or coming loose.
- Please order necessary backing pad separately. Only use backing pad with dia. 20–50 mm.

| $D_1$ [mm] | Abrasive | Grit size | Opt. RPM | | Item no. | Designation |
|---|---|---|---|---|---|---|
| **CD system** | | | | | | |
| 50 | A-CK | 120 | 3,800 – 13,000 | 100 | 42755012 | CD 50 A 120 CK |
| | | 180 | 3,800 – 13,000 | 100 | 42755018 | CD 50 A 180 CK |
| | | 240 | 3,800 – 13,000 | 100 | 42755024 | CD 50 A 240 CK |
| | | 320 | 3,800 – 13,000 | 100 | 42755032 | CD 50 A 320 CK |
| | | 400 | 3,800 – 13,000 | 100 | 42755040 | CD 50 A 400 CK |
| | | 600 | 3,800 – 13,000 | 100 | 42755060 | CD 50 A 600 CK |
| | | 800 | 3,800 – 13,000 | 100 | 42755080 | CD 50 A 800 CK |
| | | 1000 | 3,800 – 13,000 | 100 | 42755100 | CD 50 A 1000 CK |


*Continued on next page*

# COMBIDISC
## Abrasive discs CD, CDR

| $D_1$ [mm] | Abrasive | Grit size | Opt. RPM | | Item no. | Designation |
|---|---|---|---|---|---|---|
| 50 | A-CK | 1200 | 3,800 – 13,000 | 100 | 42755120 | CD 50 A 1200 CK |
| **CDR system** | | | | | | |
| 50 | A-CK | 120 | 3,800 – 13,000 | 100 | 42795012 | CDR 50 A 120 CK |
| | | 180 | 3,800 – 13,000 | 100 | 42795018 | CDR 50 A 180 CK |
| | | 240 | 3,800 – 13,000 | 100 | 42795024 | CDR 50 A 240 CK |
| | | 320 | 3,800 – 13,000 | 100 | 42795032 | CDR 50 A 320 CK |
| | | 400 | 3,800 – 13,000 | 100 | 42795040 | CDR 50 A 400 CK |
| | | 600 | 3,800 – 13,000 | 100 | 42795060 | CDR 50 A 600 CK |
| | | 800 | 3,800 – 13,000 | 100 | 42795080 | CDR 50 A 800 CK |
| | | 1000 | 3,800 – 13,000 | 100 | 42795100 | CDR 50 A 1000 CK |
| | | 1200 | 3,800 – 13,000 | 100 | 42795120 | CDR 50 A 1200 CK |




## Aluminium oxide A-CONTOUR version

Very flexible and adaptable on account of the outer contour. Cutting into the workpiece is avoided.



**Special features:**
- Very comfortable due to ease of use and low-vibration working.
- No disruptions in use due to adhesion, slipping or coming loose.
- High economic efficiency as tool can be changed quickly thanks to innovative COMBIDISC clamping system. Please order abrasive disc holder separately.

| $D_1$ [mm] | Abrasive | Grit size | Opt. RPM | | Item no. | Designation |
|---|---|---|---|---|---|---|
| **CD system** | | | | | | |
| 60 | A | 60 CONTOUR | 7,500 – 11,000 | 50 | 42759001 | CD 60 A 60 CONTOUR |
| | | 80 CONTOUR | 7,500 – 11,000 | 50 | 42759002 | CD 60 A 80 CONTOUR |
| | | 120 CONTOUR | 7,500 – 11,000 | 50 | 42759003 | CD 60 A 120 CONTOUR |
| | | 180 CONTOUR | 7,500 – 11,000 | 50 | 42759004 | CD 60 A 180 CONTOUR |
| **CDR system** | | | | | | |
| 60 | A | 60 CONTOUR | 7,500 – 11,000 | 50 | 42759005 | CDR 60 A 60 CONTOUR |
| | | 80 CONTOUR | 7,500 – 11,000 | 50 | 42759006 | CDR 60 A 80 CONTOUR |
| | | 120 CONTOUR | 7,500 – 11,000 | 50 | 42759007 | CDR 60 A 120 CONTOUR |
| | | 180 CONTOUR | 7,500 – 11,000 | 50 | 42759008 | CDR 60 A 180 CONTOUR |

# COMBIDISC
## Abrasive discs CD, CDR




### Zirconia alumina Z version

For coarse grinding work with a high stock removal rate and a long tool life. Particularly high stock removal rate in coarse grinding applications using grit sizes 36 and 60.

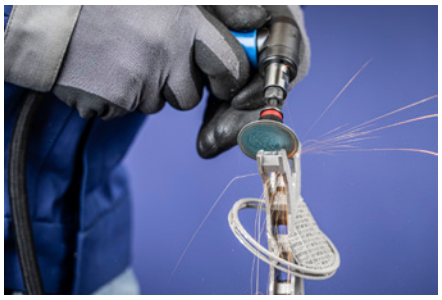

**Special features:**
- Very comfortable due to ease of use and low-vibration working.
- No disruptions in use due to adhesion, slipping or coming loose.
- High economic efficiency as tool can be changed quickly thanks to innovative COMBIDISC clamping system. Please order abrasive disc holder separately.

| $D_1$ [mm] | Abrasive | Grit size | Opt. RPM | | Item no. | Designation |
|---|---|---|---|---|---|---|
| **CD system** | | | | | | |
| 38 | Z | 36 | 5,000 – 16,000 | 100 | 42753403 | CD 38 Z 36 |
| | | 60 | 5,000 – 16,000 | 100 | 42753406 | CD 38 Z 60 |
| | | 80 | 5,000 – 16,000 | 100 | 42753408 | CD 38 Z 80 |
| 50 | Z | 36 | 3,800 – 13,000 | 100 | 42753503 | CD 50 Z 36 |
| | | 60 | 3,800 – 13,000 | 100 | 42753506 | CD 50 Z 60 |
| | | 80 | 3,800 – 13,000 | 100 | 42753508 | CD 50 Z 80 |
| 75 | Z | 36 | 2,500 – 9,000 | 50 | 42753703 | CD 75 Z 36 |
| | | 60 | 2,500 – 9,000 | 50 | 42753706 | CD 75 Z 60 |
| | | 80 | 2,500 – 9,000 | 50 | 42753708 | CD 75 Z 80 |
| **CDR system** | | | | | | |
| 38 | Z | 36 | 5,000 – 16,000 | 100 | 42773403 | CDR 38 Z 36 |
| | | 60 | 5,000 – 16,000 | 100 | 42773406 | CDR 38 Z 60 |
| | | 80 | 5,000 – 16,000 | 100 | 42773408 | CDR 38 Z 80 |
| 50 | Z | 36 | 3,800 – 13,000 | 100 | 42773503 | CDR 50 Z 36 |
| | | 60 | 3,800 – 13,000 | 100 | 42773506 | CDR 50 Z 60 |
| | | 80 | 3,800 – 13,000 | 100 | 42773508 | CDR 50 Z 80 |
| 75 | Z | 36 | 2,500 – 9,000 | 50 | 42773703 | CDR 75 Z 36 |
| | | 60 | 2,500 – 9,000 | 50 | 42773706 | CDR 75 Z 60 |
| | | 80 | 2,500 – 9,000 | 50 | 42773708 | CDR 75 Z 80 |

# COMBIDISC
## Abrasive discs CD, CDR




### Ceramic oxide grain CO-COOL version

Consistently high performance and aggressive grinding due to self-sharpening ceramic oxide grain. Active grinding additives improve the stock removal rate, prevent clogging and result in cooler grinding on hard materials which do not conduct heat well.



**Special features:**

- Very comfortable due to ease of use and low-vibration working.
- No disruptions in use due to adhesion, slipping or coming loose.
- High economic efficiency as tool can be changed quickly thanks to innovative COMBIDISC clamping system. Please order abrasive disc holder separately.

| $D_1$ [mm] | Abrasive | Grit size | Opt. RPM | | Item no. | Designation |
|---|---|---|---|---|---|---|
| **CD system** | | | | | | |
| 38 | CO-COOL | 24 | 5,000 – 16,000 | 100 | 42756402 | CD 38 CO-COOL 24 |
| | | 36 | 5,000 – 16,000 | 100 | 42756403 | CD 38 CO-COOL 36 |
| | | 60 | 5,000 – 16,000 | 100 | 42756406 | CD 38 CO-COOL 60 |
| | | 80 | 5,000 – 16,000 | 100 | 42756408 | CD 38 CO-COOL 80 |
| | | 120 | 5,000 – 16,000 | 100 | 42756412 | CD 38 CO-COOL 120 |
| 50 | CO-COOL | 24 | 3,800 – 13,000 | 100 | 42756502 | CD 50 CO-COOL 24 |
| | | 36 | 3,800 – 13,000 | 100 | 42756503 | CD 50 CO-COOL 36 |
| | | 60 | 3,800 – 13,000 | 100 | 42756506 | CD 50 CO-COOL 60 |
| | | 80 | 3,800 – 13,000 | 100 | 42756508 | CD 50 CO-COOL 80 |
| | | 120 | 3,800 – 13,000 | 100 | 42756512 | CD 50 CO-COOL 120 |
| 75 | CO-COOL | 24 | 2,500 – 9,000 | 50 | 42756702 | CD 75 CO-COOL 24 |
| | | 36 | 2,500 – 9,000 | 50 | 42756703 | CD 75 CO-COOL 36 |
| | | 60 | 2,500 – 9,000 | 50 | 42756706 | CD 75 CO-COOL 60 |
| | | 80 | 2,500 – 9,000 | 50 | 42756708 | CD 75 CO-COOL 80 |
| | | 120 | 2,500 – 9,000 | 50 | 42756712 | CD 75 CO-COOL 120 |
| **CDR system** | | | | | | |
| 38 | CO-COOL | 36 | 5,000 – 16,000 | 100 | 42776403 | CDR 38 CO-COOL 36 |
| | | 60 | 5,000 – 16,000 | 100 | 42776406 | CDR 38 CO-COOL 60 |
| | | 80 | 5,000 – 16,000 | 100 | 42776408 | CDR 38 CO-COOL 80 |
| | | 120 | 5,000 – 16,000 | 100 | 42776412 | CDR 38 CO-COOL 120 |
| 50 | CO-COOL | 24 | 3,800 – 13,000 | 100 | 42776502 | CDR 50 CO-COOL 24 |
| | | 36 | 3,800 – 13,000 | 100 | 42776503 | CDR 50 CO-COOL 36 |
| | | 60 | 3,800 – 13,000 | 100 | 42776506 | CDR 50 CO-COOL 60 |
| | | 80 | 3,800 – 13,000 | 100 | 42776508 | CDR 50 CO-COOL 80 |
| | | 120 | 3,800 – 13,000 | 100 | 42776512 | CDR 50 CO-COOL 120 |
| 75 | CO-COOL | 24 | 2,500 – 9,000 | 50 | 42776702 | CDR 75 CO-COOL 24 |
| | | 36 | 2,500 – 9,000 | 50 | 42776703 | CDR 75 CO-COOL 36 |
| | | 60 | 2,500 – 9,000 | 50 | 42776706 | CDR 75 CO-COOL 60 |
| | | 80 | 2,500 – 9,000 | 50 | 42776708 | CDR 75 CO-COOL 80 |
| | | 120 | 2,500 – 9,000 | 50 | 42776712 | CDR 75 CO-COOL 120 |




## Ceramic oxide grain CO-COOL mini fibre discs type

Consistently high performance and aggressive grinding due to self-sharpening ceramic oxide grain. Active grinding additives improve the stock removal rate, prevent clogging and result in cooler grinding on hard materials which do not conduct heat well.

**Special features:**
- Excellent for surface and edge grinding. The fibre backing strengthens the abrasive disc and improves stock removal.
- High economic efficiency as tool can be changed quickly. Very comfortable due to ease of use and low-vibration working.
- Please order necessary backing pad separately. No disruptions in use due to adhesion, slipping or coming loose.

| $D_1$ [mm] | Abrasive | Grit size | Opt. RPM | | Item no. | Designation |
|---|---|---|---|---|---|---|
| **CD system** | | | | | | |
| 50 | CO-COOL | 36 | 3,800 – 13,000 | 100 | 42749503 | CDF 50 CO-COOL 36 |
| | | 50 | 3,800 – 13,000 | 100 | 42749505 | CDF 50 CO-COOL 50 |
| | | 80 | 3,800 – 13,000 | 100 | 42749508 | CDF 50 CO-COOL 80 |
| | | 120 | 3,800 – 13,000 | 100 | 42749512 | CDF 50 CO-COOL 120 |
| 75 | CO-COOL | 36 | 2,500 – 9,000 | 50 | 42749703 | CDF 75 CO-COOL 36 |
| | | 50 | 2,500 – 9,000 | 50 | 42749705 | CDF 75 CO-COOL 50 |
| | | 80 | 2,500 – 9,000 | 50 | 42749708 | CDF 75 CO-COOL 80 |
| | | 120 | 2,500 – 9,000 | 50 | 42749712 | CDF 75 CO-COOL 120 |
| **CDR system** | | | | | | |
| 50 | CO-COOL | 36 | 3,800 – 13,000 | 100 | 42778503 | CDFR 50 CO-COOL 36 |
| | | 50 | 3,800 – 13,000 | 100 | 42778505 | CDFR 50 CO-COOL 50 |
| | | 80 | 3,800 – 13,000 | 100 | 42778508 | CDFR 50 CO-COOL 80 |
| | | 120 | 3,800 – 13,000 | 100 | 42778512 | CDFR 50 CO-COOL 120 |
| 75 | CO-COOL | 36 | 2,500 – 9,000 | 50 | 42778703 | CDFR 75 CO-COOL 36 |
| | | 50 | 2,500 – 9,000 | 50 | 42778705 | CDFR 75 CO-COOL 50 |
| | | 80 | 2,500 – 9,000 | 50 | 42778708 | CDFR 75 CO-COOL 80 |
| | | 120 | 2,500 – 9,000 | 50 | 42778712 | CDFR 75 CO-COOL 120 |




## RS ceramic oxide grain CO-COOL mini fibre disc version

Consistently high performance and aggressive grinding due to self-sharpening ceramic oxide grain. Active grinding additives improve the stock removal rate, prevent clogging and result in cooler grinding on hard materials which do not conduct heat well.



**Special features:**
- Excellent for weld dressing of backwards repair welds, e.g. in cases, slots and grooves on engines.
- The abrasive coating is located on the underside of the tool. This enables convenient and safe backwards working in hard-to-reach areas.
- Ideal for work on welded-on combustor plates. Order necessary backing pad separately.

| $D_1$ [mm] | Abrasive | Grit size | Opt. RPM | | Item no. | Designation |
|---|---|---|---|---|---|---|
| **CDR system** | | | | | | |
| 38 | CO-COOL | 50 | 10,000 – 16,000 | 100 | 42799010 | CDFR 38 CO-COOL 50 RS |
| | | 80 | 10,000 – 16,000 | 100 | 47201013 | CDFR 38 CO-COOL 80 RS |
| | | 120 | 10,000 – 16,000 | 100 | 42799011 | CDFR 38 CO-COOL 120 RS |
| 50 | CO-COOL | 50 | 3,800 – 13,000 | 100 | 42799012 | CDFR 50 CO-COOL 50 RS |
| | | 80 | 3,800 – 13,000 | 100 | 47201007 | CDFR 50 CO-COOL 80 RS |

*Continued on next page*

| $D_1$ [mm] | Abrasive | Grit size | Opt. RPM | | Item no. | Designation |
|---|---|---|---|---|---|---|
| 50 | CO-COOL | 120 | 3,800 – 13,000 | 100 | 42799013 | CDFR 50 CO-COOL 120 RS |
| 75 | CO-COOL | 50 | 2,500 – 9,000 | 50 | 42799014 | CDFR 75 CO-COOL 50 RS |
| | | 80 | 2,500 – 9,000 | 50 | 47201014 | CDFR 75 CO-COOL 80 RS |
| | | 120 | 2,500 – 9,000 | 50 | 42799015 | CDFR 75 CO-COOL 120 RS |




## VICTOGRAIN-COOL version

For maximum aggressive grinding with an extremely long tool life, the ultimate stock removal rate and consistently high performance on steel and hard materials which do not conduct heat well. Active grinding additives in the coating prevent clogging and result in cooler grinding.

**Special features:**
- Very comfortable due to ease of use and low-vibration working.
- No disruptions in use due to adhesion, slipping or coming loose.
- High economic efficiency as tool can be changed quickly thanks to innovative COMBIDISC clamping system. Please order abrasive disc holder separately.

| $D_1$ [mm] | Abrasive | Grit size | Opt. RPM | | Item no. | Designation |
|---|---|---|---|---|---|---|
| **CD system** | | | | | | |
| 38 | VICTOGRAIN-COOL | 36 | 5,000 – 16,000 | 100 | 42798001 | CD 38 VICTOGRAIN-COOL 36 |
| 50 | VICTOGRAIN-COOL | 36 | 3,800 – 13,000 | 100 | 42798002 | CD 50 VICTOGRAIN-COOL 36 |
| 75 | VICTOGRAIN-COOL | 36 | 2,500 – 9,000 | 50 | 42798003 | CD 75 VICTOGRAIN-COOL 36 |
| **CDR system** | | | | | | |
| 38 | VICTOGRAIN-COOL | 36 | 5,000 – 16,000 | 100 | 42799001 | CDR 38 VICTOGRAIN-COOL 36 |
| 50 | VICTOGRAIN-COOL | 36 | 3,800 – 13,000 | 100 | 42799002 | CDR 50 VICTOGRAIN-COOL 36 |
| 75 | VICTOGRAIN-COOL | 36 | 2,500 – 9,000 | 50 | 42799003 | CDR 75 VICTOGRAIN-COOL 36 |




## VICTOGRAIN-COOL mini fibre discs type

For maximum aggressive grinding with an extremely long tool life, the ultimate stock removal rate and consistently high performance on steel and hard materials which do not conduct heat well. Active grinding additives in the coating prevent clogging and result in cooler grinding.

**Special features:**
- Excellent for surface and edge grinding. The fibre backing strengthens the abrasive disc and improves stock removal.
- High economic efficiency as tool can be changed quickly. Very comfortable due to ease of use and low-vibration working.
- Please order necessary backing pad separately. No disruptions in use due to adhesion, slipping or coming loose.

| $D_1$ [mm] | Abrasive | Grit size | Opt. RPM | | Item no. | Designation |
|---|---|---|---|---|---|---|
| **CD system** | | | | | | |
| 38 | VICTOGRAIN-COOL | 36 | 5,000 – 16,000 | 100 | 42703836 | CDF 38 VICTOGRAIN-COOL 36 |
| | | 60 | 5,000 – 16,000 | 100 | 42703860 | CD 38 VICTOGRAIN-COOL 60 |
| | | 80 | 5,000 – 16,000 | 100 | 42703880 | CD 38 VICTOGRAIN-COOL 80 |
| 50 | VICTOGRAIN-COOL | 36 | 3,800 – 13,000 | 100 | 42705036 | CDF 50 VICTOGRAIN-COOL 36 |
| | | 60 | 3,800 – 13,000 | 100 | 42705060 | CD 50 VICTOGRAIN-COOL 60 |
| | | 80 | 3,800 – 13,000 | 100 | 42705080 | CD 50 VICTOGRAIN-COOL 80 |
| 75 | VICTOGRAIN-COOL | 36 | 2,500 – 9,000 | 50 | 42707536 | CDF 75 VICTOGRAIN-COOL 36 |
| | | 60 | 2,500 – 9,000 | 50 | 42707560 | CD 75 VICTOGRAIN-COOL 60 |
| | | 80 | 2,500 – 9,000 | 50 | 42707580 | CD 75 VICTOGRAIN-COOL 80 |
| **CDR system** | | | | | | |
| 38 | VICTOGRAIN-COOL | 36 | 5,000 – 16,000 | 100 | 42713836 | CDFR 38 VICTOGRAIN-COOL 36 |
| | | 60 | 5,000 – 16,000 | 100 | 42713860 | CDR 38 VICTOGRAIN-COOL 60 |

*Continued on next page*

# COMBIDISC
## Abrasive discs CD, CDR

| $D_1$ [mm] | Abrasive | Grit size | Opt. RPM | | Item no. | Designation |
|---|---|---|---|---|---|---|
| 38 | VICTOGRAIN-COOL | 80 | 5,000 – 16,000 | 100 | 42713880 | CDR 38 VICTOGRAIN-COOL 80 |
| 50 | VICTOGRAIN-COOL | 36 | 3,800 – 13,000 | 100 | 42715036 | CDFR 50 VICTOGRAIN-COOL 36 |
| | | 60 | 3,800 – 13,000 | 100 | 42715060 | CDR 50 VICTOGRAIN-COOL 60 |
| | | 80 | 3,800 – 13,000 | 100 | 42715080 | CDR 50 VICTOGRAIN-COOL 80 |
| 75 | VICTOGRAIN-COOL | 36 | 2,500 – 9,000 | 50 | 42717536 | CDFR 75 VICTOGRAIN-COOL 36 |
| | | 60 | 2,500 – 9,000 | 50 | 42717560 | CDR 75 VICTOGRAIN-COOL 60 |
| | | 80 | 2,500 – 9,000 | 50 | 42717580 | CDR 75 VICTOGRAIN-COOL 80 |




## Diamond version

Excellent for work on extremely hard materials, wear-resistant coatings and for hard facings. Particularly recommended for work on materials used for aircraft engine construction.



**Special features:**

- High economic efficiency as tool can be changed quickly. Very comfortable due to ease of use and low-vibration working.
- Please order necessary backing pad separately. No disruptions in use due to adhesion, slipping or coming loose.
- The diamond grit sizes correspond to the following grit sizes according to ISO 6344: D 251 = P 60; D 126 = P 120; D 76 = P 220.

| $D_1$ [mm] | Abrasive | Grit size [µm] | Opt. RPM | | Item no. | Designation |
|---|---|---|---|---|---|---|
| **CD system** | | | | | | |
| 25 | DIA | 251 | 7,500 – 15,000 | 10 | 42740001 | CD DIA 25 D 251 - P 60 |
| | | 126 | 7,500 – 15,000 | 10 | 42740002 | CD DIA 25 D 126 - P 120 |
| | | 76 | 7,500 – 15,000 | 10 | 42740003 | CD DIA 25 D 76 - P 220 |
| 38 | DIA | 251 | 5,000 – 10,000 | 10 | 42740004 | CD DIA 38 D 251 - P 60 |
| | | 126 | 5,000 – 10,000 | 10 | 42740005 | CD DIA 38 D 126 - P 120 |
| | | 76 | 5,000 – 10,000 | 10 | 42740006 | CD DIA 38 D 76 - P 220 |
| 50 | DIA | 251 | 3,800 – 7,500 | 10 | 42740007 | CD DIA 50 D 251 - P 60 |
| | | 126 | 3,800 – 7,500 | 10 | 42740008 | CD DIA 50 D 126 - P 120 |
| | | 76 | 3,800 – 7,500 | 10 | 42740009 | CD DIA 50 D 76 - P 220 |
| 75 | DIA | 251 | 2,500 – 5,000 | 10 | 42740010 | CD DIA 75 D 251 - P 60 |
| | | 126 | 2,500 – 5,000 | 10 | 42740011 | CD DIA 75 D 126 - P 120 |
| | | 76 | 2,500 – 5,000 | 10 | 42740012 | CD DIA 75 D 76 - P 220 |
| **CDR system** | | | | | | |
| 50 | DIA | 251 | 3,800 – 7,500 | 10 | 42758007 | CDR DIA 50 D 251 - P 60 |
| | | 126 | 3,800 – 7,500 | 10 | 42758008 | CDR DIA 50 D 126 - P 120 |
| | | 76 | 3,800 – 7,500 | 10 | 42758009 | CDR DIA 50 D 76 - P 220 |

# COMBIDISC
## Abrasive discs CD, CDR




### Silicon carbide SiC version

For general grinding work on components made of aluminium, copper, bronze, titanium and fibre-reinforced plastics. Particularly recommended for use on titanium alloys. Ideally suited for use in the aircraft industry, particularly when SiC is the only abrasive approved for use.



**Special features:**

- Very comfortable due to ease of use and low-vibration working.
- No disruptions in use due to adhesion, slipping or coming loose.
- High economic efficiency as tool can be changed quickly thanks to innovative COMBIDISC clamping system. Please order abrasive disc holder separately.

| $D_1$ [mm] | Abrasive | Grit size | Opt. RPM | | Item no. | Designation |
|---|---|---|---|---|---|---|
| **CD system** | | | | | | |
| 50 | SiC | 36 | 3,800 – 13,000 | 100 | 42754503 | CD 50 SiC 36 |
| | | 60 | 3,800 – 13,000 | 100 | 42754506 | CD 50 SiC 60 |
| | | 80 | 3,800 – 13,000 | 100 | 42754508 | CD 50 SiC 80 |
| | | 120 | 3,800 – 13,000 | 100 | 42754512 | CD 50 SiC 120 |
| | | 240 | 3,800 – 13,000 | 100 | 42754524 | CD 50 SiC 240 |
| 75 | SiC | 36 | 2,500 – 9,000 | 50 | 42754703 | CD 75 SiC 36 |
| | | 60 | 2,500 – 9,000 | 50 | 42754706 | CD 75 SiC 60 |
| | | 80 | 2,500 – 9,000 | 50 | 42754708 | CD 75 SiC 80 |
| | | 120 | 2,500 – 9,000 | 50 | 42754712 | CD 75 SiC 120 |
| | | 240 | 2,500 – 9,000 | 50 | 42754724 | CD 75 SiC 240 |
| **CDR system** | | | | | | |
| 50 | SiC | 36 | 3,800 – 13,000 | 100 | 42774503 | CDR 50 SiC 36 |
| | | 60 | 3,800 – 13,000 | 100 | 42774506 | CDR 50 SiC 60 |
| | | 80 | 3,800 – 13,000 | 100 | 42774508 | CDR 50 SiC 80 |
| | | 120 | 3,800 – 13,000 | 100 | 42774512 | CDR 50 SiC 120 |
| | | 240 | 3,800 – 13,000 | 100 | 42774524 | CDR 50 SiC 240 |
| 75 | SiC | 36 | 2,500 – 9,000 | 50 | 42774703 | CDR 75 SiC 36 |
| | | 60 | 2,500 – 9,000 | 50 | 42774706 | CDR 75 SiC 60 |
| | | 80 | 2,500 – 9,000 | 50 | 42774708 | CDR 75 SiC 80 |
| | | 120 | 2,500 – 9,000 | 50 | 42774712 | CDR 75 SiC 120 |
| | | 240 | 2,500 – 9,000 | 50 | 42774724 | CDR 75 SiC 240 |




## RS silicon carbide SiC version

For reverse-side grinding work on components made of aluminium, copper, bronze, titanium and fibre-reinforced plastics. Particularly recommended for use on titanium alloys. Ideally suited for use in the aircraft industry, particularly when SiC is the only abrasive approved for use.



**Special features:**
- Excellent for weld dressing of backwards repair welds, e.g. in cases, slots and grooves on engines.
- The abrasive coating is located on the underside of the tool. This enables convenient and safe backwards working in hard-to-reach areas.
- Ideal for work on welded-on combustor plates. Order necessary backing pad separately.

| $D_1$ [mm] | Abrasive | Grit size | Opt. RPM | | Item no. | Designation |
|---|---|---|---|---|---|---|
| **CDR system** | | | | | | |
| 38 | SiC | 60 | 10,000 – 16,000 | 100 | *42799016* | CDR 38 SiC 60 RS |
| | | 80 | 10,000 – 16,000 | 100 | *42799017* | CDR 38 SiC 80 RS |
| | | 120 | 10,000 – 16,000 | 100 | *42799018* | CDR 38 SiC 120 RS |
| 50 | SiC | 60 | 3,800 – 13,000 | 100 | *42799019* | CDR 50 SiC 60 RS |
| | | 80 | 3,800 – 13,000 | 100 | *42799020* | CDR 50 SiC 80 RS |
| 75 | SiC | 60 | 2,500 – 9,000 | 50 | *42799022* | CDR 75 SiC 60 RS |
| | | 80 | 2,500 – 9,000 | 50 | *42799023* | CDR 75 SiC 80 RS |
| | | 120 | 2,500 – 9,000 | 50 | *42799024* | CDR 75 SiC 120 RS |

# POLICLEAN discs CD, CDR




## POLICLEAN standard type

POLICLEAN is a coarsely structured, abrasive, non-woven cleaning fabric made from a special combination of synthetic fibres, resin and abrasive grain. For coarse cleaning work, e.g. removing paint, scale, heat discolouration, rust and adhesive residue.

**Special features:**
- Very comfortable due to ease of use and low-vibration working.
- No disruptions in use due to adhesion, slipping or coming loose.
- High economic efficiency as tool can be changed quickly thanks to innovative COMBIDISC clamping system. Please order abrasive disc holder separately.

| $D_1$ [mm] | Version | Abrasive | Opt. RPM | | Item no. | Designation |
|---|---|---|---|---|---|---|
| **CD system** | | | | | | |
| 50 | PCLR | SiC | 5,500 – 8,000 | 10 | 42780050 | CD 50 PCLR |
| 75 | PCLR | SiC | 3,800 – 5,000 | 10 | 42780075 | CD 75 PCLR |
| **CDR system** | | | | | | |
| 50 | PCLR | SiC | 5,500 – 8,000 | 10 | 47201632 | CDR 50 PCLR |
| 75 | PCLR | SiC | 3,800 – 5,000 | 10 | 47201633 | CDR 75 PCLR |



*Discontinued product*

# COMBIDISC
## POLICLEAN discs CD, CDR




### POLICLEAN PLUS type

POLICLEAN PLUS is a coarsely structured, aggressive, non-woven cleaning fabric made from a special combination of synthetic fibres, resin and abrasive grain, with increased tool life and optimum aggressiveness. Suitable for roughening and for coarse cleaning work such as removing paint, scale, heat discolouration, rust and adhesive residues.

**Special features:**
- Very comfortable due to ease of use and low-vibration working.
- No disruptions in use due to adhesion, slipping or coming loose.
- High economic efficiency as tool can be changed quickly thanks to innovative COMBIDISC clamping system. Please order abrasive disc holder separately.

| $D_1$ [mm] | Version | Abrasive | Opt. RPM | | Item no. | Designation |
|---|---|---|---|---|---|---|
| **CD system** | | | | | | |
| 50 | PCLR PLUS | A | 5,500 – 8,000 | 10 | 42780051 | CD 50 PCLR PLUS |
| 75 | PCLR PLUS | A | 3,800 – 5,000 | 10 | 42780076 | CD 75 PCLR PLUS |
| **CDR system** | | | | | | |
| 50 | PCLR PLUS | A | 5,500 – 8,000 | 10 | 42780052 | CDR 50 PCLR PLUS |
| 75 | PCLR PLUS | A | 3,800 – 5,000 | 10 | 42780077 | CDR 75 PCLR PLUS |

## Non-woven discs CD, CDR




### Hard type VRH

Suitable for general work on small and medium-sized metal surfaces, e.g. removing rough grinding traces, removing oxidation and light deburring work. Achieve matt and satin-finished surfaces.



**Special features:**
- Very comfortable due to ease of use and low-vibration working.
- No disruptions in use due to adhesion, slipping or coming loose.
- High economic efficiency as tool can be changed quickly thanks to innovative COMBIDISC clamping system. Please order abrasive disc holder separately.

| $D_1$ [mm] | Abrasive | Grit size | Version | Opt. RPM | | Item no. | Designation |
|---|---|---|---|---|---|---|---|
| **CD system** | | | | | | | |
| 20 | A | 100 G | coarse, yellow-brown | 14,000 – 19,000 | 50 | 47201114 | CD VRH 20 A 100 G |
| | | 180 M | medium, red-brown | 14,000 – 19,000 | 50 | 47201102 | CD VRH 20 A 180 M |
| | | 240 F | fine, blue | 14,000 – 19,000 | 50 | 42761204 | CD VRH 20 A 240 F |
| 25 | A | 100 G | coarse, yellow-brown | 11,000 – 15,000 | 50 | 42761251 | CD VRH 25 A 100 G |
| | | 180 M | medium, red-brown | 11,000 – 15,000 | 50 | 42761252 | CD VRH 25 A 180 M |
| | | 240 F | fine, blue | 11,000 – 15,000 | 50 | 42761254 | CD VRH 25 A 240 F |
| 38 | A | 100 G | coarse, yellow-brown | 7,000 – 10,000 | 50 | 42761381 | CD VRH 38 A 100 G |
| | | 180 M | medium, red-brown | 7,000 – 10,000 | 50 | 42761382 | CD VRH 38 A 180 M |
| | | 240 F | fine, blue | 7,000 – 10,000 | 50 | 42761384 | CD VRH 38 A 240 F |
| 50 | A | 100 G | coarse, yellow-brown | 5,500 – 7,500 | 50 | 42761501 | CD VRH 50 A 100 G |
| | | 180 M | medium, red-brown | 5,500 – 7,500 | 50 | 42761502 | CD VRH 50 A 180 M |

*Continued on next page*

# COMBIDISC
## Non-woven discs CD, CDR

| $D_1$ [mm] | Abrasive | Grit size | Version | Opt. RPM | | Item no. | Designation |
|---|---|---|---|---|---|---|---|
| 50 | A | 240 F | fine, blue | 5,500 – 7,500 | 50 | 42761504 | CD VRH 50 A 240 F |
| 75 | A | 100 G | coarse, yellow-brown | 3,800 – 5,000 | 25 | 42761751 | CD VRH 75 A 100 G |
| | | 180 M | medium, red-brown | 3,800 – 5,000 | 25 | 42761752 | CD VRH 75 A 180 M |
| | | 240 F | fine, blue | 3,800 – 5,000 | 25 | 42761754 | CD VRH 75 A 240 F |
| **CDR system** | | | | | | | |
| 38 | A | 100 G | coarse, yellow-brown | 7,000 – 10,000 | 50 | 42781381 | CDR VRH 38 A 100 G |
| | | 180 M | medium, red-brown | 7,000 – 10,000 | 50 | 42781382 | CDR VRH 38 A 180 M |
| | | 240 F | fine, blue | 7,000 – 10,000 | 50 | 42781384 | CDR VRH 38 A 240 F |
| 50 | A | 100 G | coarse, yellow-brown | 5,500 – 7,500 | 50 | 42781501 | CDR VRH 50 A 100 G |
| | | 180 M | medium, red-brown | 5,500 – 7,500 | 50 | 42781502 | CDR VRH 50 A 180 M |
| | | 240 F | fine, blue | 5,500 – 7,500 | 50 | 42781504 | CDR VRH 50 A 240 F |
| 75 | A | 100 G | coarse, yellow-brown | 3,800 – 5,000 | 25 | 42781751 | CDR VRH 75 A 100 G |
| | | 180 M | medium, red-brown | 3,800 – 5,000 | 25 | 42781752 | CDR VRH 75 A 180 M |
| | | 240 F | fine, blue | 3,800 – 5,000 | 25 | 42781754 | CDR VRH 75 A 240 F |






CD CDR

## Soft type VRW

Suitable for very fine grinding on small and medium-sized surfaces and contours, and for cleaning metal and painted surfaces. Achieve matt and satin-finished surfaces. Highly open structure.



**Special features:**
- Very comfortable due to ease of use and low-vibration working.
- No disruptions in use due to adhesion, slipping or coming loose.
- High economic efficiency as tool can be changed quickly thanks to innovative COMBIDISC clamping system. Please order abrasive disc holder separately.

| $D_1$ [mm] | Abrasive | Grit size | Version | Opt. RPM | | Item no. | Designation |
|---|---|---|---|---|---|---|---|
| **CD system** | | | | | | | |
| 38 | A | 100 | medium | 7,000 – 10,000 | 50 | 47201079 | CD VRW 38 A 100 |
| | | 180 | fine | 7,000 – 10,000 | 50 | 47201070 | CD VRW 38 A 180 |
| | | 280 | very fine | 7,000 – 10,000 | 50 | 47201071 | CD VRW 38 A 280 |
| 50 | A | 100 | medium | 5,500 – 7,500 | 50 | 42760502 | CD VRW 50 A 100 |
| | | 180 | fine | 5,500 – 7,500 | 50 | 42760503 | CD VRW 50 A 180 |
| | | 280 | very fine | 5,500 – 7,500 | 50 | 42760504 | CD VRW 50 A 280 |
| 75 | A | 100 | medium | 3,800 – 5,000 | 25 | 42760752 | CD VRW 75 A 100 |
| | | 180 | fine | 3,800 – 5,000 | 25 | 42760753 | CD VRW 75 A 180 |
| | | 280 | very fine | 3,800 – 5,000 | 25 | 42760754 | CD VRW 75 A 280 |
| **CDR system** | | | | | | | |
| 50 | A | 100 | medium | 5,500 – 7,500 | 50 | 42780502 | CDR VRW 50 A 100 |
| | | 180 | fine | 5,500 – 7,500 | 50 | 42780503 | CDR VRW 50 A 180 |
| | | 280 | very fine | 5,500 – 7,500 | 50 | 42780504 | CDR VRW 50 A 280 |
| 75 | A | 100 | medium | 3,800 – 5,000 | 25 | 42780752 | CDR VRW 75 A 100 |
| | | 180 | fine | 3,800 – 5,000 | 25 | 42780753 | CDR VRW 75 A 180 |
| | | 280 | very fine | 3,800 – 5,000 | 25 | 42780754 | CDR VRW 75 A 280 |




## Soft type VRW for linear grinding

Suitable for very fine grinding on small and medium-sized surfaces and contours, and for cleaning metal and painted surfaces. Achieve matt and satin-finished surfaces with a linear surface finish. Highly open structure.

**Special features:**
- High economic efficiency as tool can be changed quickly. Please order necessary abrasive disc holder separately.
- Very comfortable due to smooth running and very precise working.
- No disruptions in use due to adhesion, slipping or coming loose.

| L [mm] | T [mm] | Abrasive | Grit size | Version | | Item no. | Designation |
|---|---|---|---|---|---|---|---|
| **CD system** | | | | | | | |
| 35 | 35 | A | 100 | coarse | 50 | 42780499 | CD VRW SQ 35x35 A 100 |
| | | | 180 | medium | 50 | 42780500 | CD VRW SQ 35x35 A 180 |
| | | | 280 | fine | 50 | 42780501 | CD VRW SQ 35x35 A 280 |




## PNER type

For achieving a very fine, uniform surface finish which, depending on requirements, is a sufficient preparation for high-gloss polishing. Particularly suitable for work on small and medium-sized surfaces on stainless steel (INOX) components.



**Special features:**
- Very comfortable due to ease of use and low-vibration working.
- No disruptions in use due to adhesion, slipping or coming loose.
- High economic efficiency as tool can be changed quickly thanks to innovative COMBIDISC clamping system. Please order abrasive disc holder separately.

| $D_1$ [mm] | Version | Abrasive | Grit size | Opt. RPM | Max. RPM | | Item no. | Designation |
|---|---|---|---|---|---|---|---|---|
| **CD system** | | | | | | | | |
| 50 | W (soft) | A | G (coarse) | 9,500 | 19,100 | 25 | 42759021 | CD PNER-W 5006 A G |
| | | SiC | F (fine) | 9,500 | 19,100 | 25 | 42759024 | CD PNER-W 5006 SiC F |
| | MW (medium-soft) | A | F (fine) | 9,500 | 19,100 | 25 | 42779170 | CD PNER-MW 5006 A F |
| | | SiC | F (fine) | 9,500 | 19,100 | 25 | 42779168 | CD PNER-MW 5006 SIC F |
| | MH (medium-hard) | A | F (fine) | 9,500 | 19,100 | 25 | 42759102 | CD PNER-MH 5006 A F |
| | | | G (coarse) | 9,500 | 19,100 | 25 | 47700204 | CD PNER-MH 5006 A G |
| | | SiC | F (fine) | 9,500 | 19,100 | 25 | 42759104 | CD PNER-MH 5006 SiC F |
| | H (hard) | A | G (coarse) | 9,500 | 19,100 | 25 | 42759141 | CD PNER-H 5006 A G |
| | | | F (fine) | 9,500 | 19,100 | 25 | 42759142 | CD PNER-H 5006 A F |
| 75 | W (soft) | A | G (coarse) | 6,400 | 12,500 | 25 | 42759031 | CD PNER-W 7506 A G |
| | | SiC | F (fine) | 6,400 | 12,500 | 25 | 42759034 | CD PNER-W 7506 SiC F |
| | MW (medium-soft) | A | F (fine) | 6,400 | 12,500 | 25 | 42779174 | CD PNER-MW 7506 A F |
| | | SiC | F (fine) | 6,400 | 12,500 | 25 | 42779172 | CD PNER-MW 7506 SIC F |
| | MH (medium-hard) | A | F (fine) | 6,400 | 12,500 | 25 | 42759112 | CD PNER-MH 7506 A F |
| | | | G (coarse) | 6,400 | 12,500 | 25 | 47700205 | CD PNER-MH 7506 A G |
| | | SiC | F (fine) | 6,400 | 12,500 | 25 | 42759114 | CD PNER-MH 7506 SiC F |
| | H (hard) | A | G (coarse) | 6,400 | 12,500 | 25 | 42759151 | CD PNER-H 7506 A G |
| | | | F (fine) | 6,400 | 12,500 | 25 | 42759152 | CD PNER-H 7506 A F |
| **CDR system** | | | | | | | | |
| 50 | W (soft) | A | G (coarse) | 9,500 | 19,100 | 25 | 42779021 | CDR PNER-W 5006 A G |
| | | SiC | F (fine) | 9,500 | 19,100 | 25 | 42779024 | CDR PNER-W 5006 SiC F |

*Continued on next page*

*New item*

# COMBIDISC
## Non-woven discs CD, CDR

| $D_1$ [mm] | Version | Abrasive | Grit size | Opt. RPM | Max. RPM | | Item no. | Designation |
|---|---|---|---|---|---|---|---|---|
| 50 | MW (medium-soft) | A | F (fine) | 9,500 | 19,100 | 25 | 42779171 | CDR PNER-MW 5006 A F |
| | | SiC | F (fine) | 9,500 | 19,100 | 25 | 42779169 | CDR PNER-MW 5006 SIC F |
| | MH (medium-hard) | A | F (fine) | 9,500 | 19,100 | 25 | 42779102 | CDR PNER-MH 5006 A F |
| | | | G (coarse) | 9,500 | 19,100 | 25 | 47700206 | CDR PNER-MH 5006 A G |
| | | SiC | F (fine) | 9,500 | 19,100 | 25 | 42779104 | CDR PNER-MH 5006 SiC F |
| | H (hard) | A | G (coarse) | 9,500 | 19,100 | 25 | 42779141 | CDR PNER-H 5006 A G |
| | | | F (fine) | 9,500 | 19,100 | 25 | 42779142 | CDR PNER-H 5006 A F |
| 75 | W (soft) | A | G (coarse) | 6,400 | 12,500 | 25 | 42779031 | CDR PNER-W 7506 A G |
| | | SiC | F (fine) | 6,400 | 12,500 | 25 | 42779034 | CDR PNER-W 7506 SiC F |
| | MW (medium-soft) | A | F (fine) | 6,400 | 12,500 | 25 | 42779175 | CDR PNER-MW 7506 A F |
| | | SiC | F (fine) | 6,400 | 12,500 | 25 | 42779173 | CDR PNER-MW 7506 SIC F |
| | MH (medium-hard) | A | F (fine) | 6,400 | 12,500 | 25 | 42779112 | CDR PNER-MH 7506 A F |
| | | | G (coarse) | 6,400 | 12,500 | 25 | 47700207 | CDR PNER-MH 7506 A G |
| | | SiC | F (fine) | 6,400 | 12,500 | 25 | 42779114 | CDR PNER-MH 7506 SiC F |
| | H (hard) | A | G (coarse) | 6,400 | 12,500 | 25 | 42779151 | CDR PNER-H 7506 A G |
| | | | F (fine) | 6,400 | 12,500 | 25 | 42779152 | CDR PNER-H 7506 A F |



## Felt discs CD, CDR




### FR version

Suitable for polishing with polishing paste bars, grinding pastes or diamond polishing pastes in face-down grinding on small and medium-sized surfaces.



**Special features:**
- Very comfortable due to ease of use and low-vibration working.
- No disruptions in use due to adhesion, slipping or coming loose.
- High economic efficiency as tool can be changed quickly thanks to innovative COMBIDISC clamping system. Please order abrasive disc holder separately.

| $D_1$ [mm] | Opt. RPM | | Item no. | Designation |
|---|---|---|---|---|
| **CD system** | | | | |
| 50 | 2,000 – 4,000 | 10 | 42770050 | CD FR 50 |
| 75 | 1,200 – 2,500 | 10 | 42770075 | CD FR 75 |
| **CDR system** | | | | |
| 50 | 2,000 – 4,000 | 10 | 42003050 | CDR FR 50 |
| 75 | 1,200 – 2,500 | 10 | 42003075 | CDR FR 75 |

*New item*

# COMBIDISC
## Abrasive disc holder




### SBH, SBHR types

Matching arbors for COMBIDISC grinding tools.

**Special features:**
- High economic efficiency as tool can be changed quickly. Very comfortable due to ease of use and low-vibration working.
- No disruptions in use due to adhesion, slipping or coming loose.

| D [mm] | S [mm] | L [mm] | Hardness | Max. RPM | | Item no. | Designation |
|---|---|---|---|---|---|---|---|
| **CD system** | | | | | | | |
| 20 | 6 | 40 | M (medium) | 47,500 | 1 | 42721202 | SBH 20 M |
| 25 | 6 | 40 | M (medium) | 38,000 | 1 | 42721252 | SBH 25 M |
| 38 | 6 | 40 | W (soft) | 25,000 | 1 | 42721383 | SBH 38 W |
| | | | M (medium) | 25,000 | 1 | 42721382 | SBH 38 M |
| | | | H (hard) | 25,000 | 1 | 42721381 | SBH 38 H |
| 50 | 6 | 40 | W (soft) | 19,000 | 1 | 42721503 | SBH 50 W |
| | | | M (medium) | 19,000 | 1 | 42721502 | SBH 50 M |
| | | | H (hard) | 19,000 | 1 | 42721501 | SBH 50 H |
| 75 | 6 | 40 | W (soft) | 12,500 | 1 | 42721753 | SBH 75 W |
| | | | M (medium) | 12,500 | 1 | 42721752 | SBH 75 M |
| | | | H (hard) | 12,500 | 1 | 42721751 | SBH 75 H |
| **CDR system** | | | | | | | |
| 20 | 6 | 40 | M (medium) | 47,500 | 1 | 42721212 | SBHR 20 M |
| 25 | 6 | 40 | M (medium) | 38,000 | 1 | 42721262 | SBHR 25 M |
| 38 | 6 | 40 | W (soft) | 25,000 | 1 | 42721393 | SBHR 38 W |
| | | | M (medium) | 25,000 | 1 | 42721392 | SBHR 38 M |
| | | | H (hard) | 25,000 | 1 | 42721391 | SBHR 38 H |
| 50 | 6 | 40 | W (soft) | 19,000 | 1 | 42721513 | SBHR 50 W |
| | | | M (medium) | 19,000 | 1 | 42721512 | SBHR 50 M |
| | | | H (hard) | 19,000 | 1 | 42721511 | SBHR 50 H |
| 75 | 6 | 40 | W (soft) | 12,500 | 1 | 42721763 | SBHR 75 W |
| | | | M (medium) | 12,500 | 1 | 42721762 | SBHR 75 M |
| | | | H (hard) | 12,500 | 1 | 42721761 | SBHR 75 H |



### Adapter for drives with M14 spindle

The shank of the abrasive disc holders can be replaced by this adapter. AF M5 CD 1/4-20 UNC, male thread M5, male thread 1/4-20 UNC.

**Special features:**
- Suitable for drives with M14 spindle.
- With the adapter, the abrasive disc holder can be mounted directly to the drive spindle of the tool drive.

| Female thread | External thread | | Item no. | Designation |
|---|---|---|---|---|
| M14 | 1/4-20 UNC | 1 | 84205010 | AF 14-1/4 CD |



## Adapter for spindle 1/4-20 UNC

The shank of the abrasive disc holders can be replaced by this adapter.

**Special features:**
- With the adapter, the abrasive disc holder can be mounted directly to the drive spindle of the tool drive.
- Suitable for drives with spindle 1/4- 20 UNC, e.g. for PW 3/120 DH.

| Suitable for | | Item no. | Designation |
|---|---|---|---|
| 1/4-20 UNC | 1 | 87100727 | SPV20 CD 1/4-20 UNC |



## Adapter for cordless angle grinder dia. 75 mm with M5 spindle

The shank of the abrasive disc holders can be replaced by this adapter. AF M5 CD 1/4-20 UNC, male thread M5, male thread 1/4-20 UNC.

**Special features:**
- Suitable for cordless angle grinder dia. 75 mm with M5 spindle (female thread).

| Suitable for | | Item no. | Designation |
|---|---|---|---|
| Cordless angle grinder with SBH/SBHR 20, 25, 38, 50 | 1 | 84205030 | AF M5 CD 1/4-20 UNC |




## Abrasive disc holder for linear grinding

The abrasive disc holder for linear grinding is suitable for use on an air-powered filing machine with square abrasive discs.

**Special features:**
- High economic efficiency as tool can be changed quickly.
- No disruptions in use due to adhesion, slipping or coming loose.
- Very comfortable due to smooth running and very precise working.

| B [mm] | S [mm] | L [mm] | | Item no. | Designation |
|---|---|---|---|---|---|
| 35 | 6 | 45 | 1 | 42723535 | CD H SQ 35x35 |

# COMBIDISC set



## COMBIDISC set

Set of various COMBIDISC tools.

**Contents:**
Three each of the following COMBIDISC abrasive discs with abrasive and grit size: A-FORTE 60, A-FORTE 120, A COOL 60, CO-COOL 36, z 60, three each of the following COMBIDISC non-woven discs: VRH A 180 M, VRW A 100 and one abrasive disc holder SBH M.

**Special features:**
- Ideal selection for completing a variety of tasks and getting to know the system.
- Coordinated selection of the most common versions.

| Diameter [mm] | | Item no. | Designation |
|---|---|---|---|
| 50 | 1 | 42790050 | COMBIDISC SET 50 |
| 75 | 1 | 42790075 | COMBIDISC SET 75 |

# Flexible abrasives
## General information

PFERD TOOLS

### The quick way to find the perfect tool

| Material group ▾ | | | Abrasive ▸ Rec. cutting speeds for short and long belts [m/s] | Aluminium oxide A | Aluminium oxide A, compact grain | Zircon Z | Aluminium oxide A-COOL | Ceramic oxide grain CO | Ceramic oxide grain CO-COOL | VICTOGRAIN-COOL | Non-woven material | Felt |
|---|---|---|---|---|---|---|---|---|---|---|---|---|
| Steel, cast steel | Non-hardened, non-heat-treated steels | Construction steels, carbon steels, tool steels, non-alloyed steels, cast steel | 25–35 | ● | | ○ | | ● | | ● | ● | ● |
| | Hardened, heat-treated steels | Tool steels, tempering steels, alloyed steels, cast steel | 20–30 | ○ | ● | ● | | ● | | ● | ○ | ● |
| Stainless steel (INOX) | Rust and acid-resistant steels | Austenitic and ferritic stainless steels | 15–25 | | ● | ○ | ● | | ● | ● | ● | ● |
| Non-ferrous metals | Soft non-ferrous metals, non-ferrous metals | Soft aluminium alloys | 30–40 | ○ | | | ● | | ○ | | ● | ● |
| | | Brass, copper, zinc | | ● | | ○ | | ○ | | | ● | ● |
| | Hard non-ferrous metals | Hard aluminium alloys | 20–30 | ● | | ○ | | ○ | | | ● | ● |
| | | Bronze, titanium | | | | ○ | | ○ | ● | ● | ● | ● |
| | High-temperature-resistant materials | Nickel-based and cobalt-based alloys | 5–15 | | | ○ | | ○ | ● | ● | ● | ● |
| Cast iron | Grey cast iron, white cast iron | Cast iron with flake graphite EN-GJL (GG), with nodular graphite/nodular cast iron EN-GJS (GGG), white annealed cast iron EN-GJMW (GTW), black annealed cast iron EN-GJMB (GTS) | 25–35 | ● | | ○ | | ● | | | ● | |
| Plastics, other materials | | Fibre-reinforced plastics, thermoplastics, wood, chipboard, paint | 10–25 | ● | | | | | | | ● | ● |

● = highly suitable ○ = suitable

### Safety notes

- Follow the safety notes from FEPA (Federation of European Producers of Abrasives) “Safety notes for correct use of abrasive belts”. This information can be found in the download area on **www.pferd.com**.


Wear eye protection!


Wear hearing protection!


Wear gloves!


Wear a dust mask!


Follow the safety instructions!


Not permitted for wet grinding!



4

# Flexible abrasives
## Short belts BA

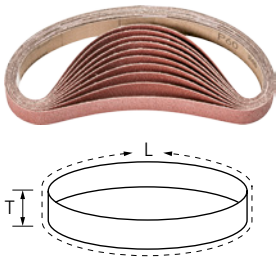


### Aluminium oxide A version

For general applications from coarse to fine grinding.



**Special features:**
- High economic efficiency due to high abrasive performance and long tool life.
- High tear strength with optimum flexibility.
- Consistent results through very good grain adhesion.

| L [mm] | T [mm] | Abrasive | Grit size | Acc. to ISO | | Item no. | Designation |
|---|---|---|---|---|---|---|---|
| 305 | 3 | A | 60 | - | 100 | 45001953 | BA 3/305 T A 60 |
| | | | 120 | - | 100 | 45001955 | BA 3/305 T A 120 |
| | 6 | A | 60 | - | 100 | 45001983 | BA 6/305 T A 60 |
| | | | 80 | - | 100 | 45001984 | BA 6/305 T A 80 |
| | | | 180 | - | 100 | 45001987 | BA 6/305 T A 180 |
| | 9 | A | 60 | - | 100 | 45002223 | BA 9/305 T A 60 |
| | | | 80 | - | 100 | 45002224 | BA 9/305 T A 80 |
| | | | 120 | - | 100 | 45002225 | BA 9/305 T A 120 |
| | | | 180 | - | 100 | 45002227 | BA 9/305 T A 180 |
| | 12 | A | 40 | - | 100 | 45002331 | BA 12/305 X A 40 |
| | | | 60 | - | 100 | 45002333 | BA 12/305 T A 60 |
| | | | 80 | - | 100 | 45002334 | BA 12/305 T A 80 |
| | | | 120 | - | 100 | 45002335 | BA 12/305 T A 120 |
| | | | 180 | - | 100 | 45002337 | BA 12/305 T A 180 |
| 330 | 10 | A | 60 | ISO 2976 | 100 | 45002236 | BA 10/330 T A 60 |
| | | | 80 | ISO 2976 | 100 | 45002238 | BA 10/330 T A 80 |
| | | | 120 | ISO 2976 | 100 | 45002242 | BA 10/330 T A 120 |
| | | | 180 | ISO 2976 | 100 | 45002248 | BA 10/330 T A 180 |
| 450 | 35 | A | 60 | - | 20 | 45005206 | BA 35/450 X A 60 |
| | | | 100 | - | 20 | 45005210 | BA 35/450 X A 100 |
| | | | 240 | - | 20 | 45005224 | BA 35/450 X A 240 |
| | | | 320 | - | 20 | 45005232 | BA 35/450 X A 320 |
| | 50 | A | 40 | ISO 2976 | 20 | 45005404 | BA 50/450 X A 40 |
| | | | 60 | ISO 2976 | 20 | 45005406 | BA 50/450 X A 60 |
| | | | 100 | ISO 2976 | 20 | 45005410 | BA 50/450 X A 100 |
| | | | 240 | ISO 2976 | 20 | 45005424 | BA 50/450 X A 240 |
| 457 | 13 | A | 40 | ISO 2976 | 100 | 45002624 | BA 13/457 X A 40 |
| | | | 60 | ISO 2976 | 100 | 45002626 | BA 13/457 T A 60 |
| | | | 80 | ISO 2976 | 100 | 45002628 | BA 13/457 T A 80 |
| | | | 120 | ISO 2976 | 100 | 45002632 | BA 13/457 T A 120 |
| 480 | 20 | A | 40 | ISO 2976 | 10 | 45004904 | BA 20/480 X A 40 |
| | | | 50 | ISO 2976 | 10 | 45002905 | BA 20/480 T A 50 |
| | | | 60 | ISO 2976 | 10 | 45002906 | BA 20/480 T A 60 |
| | | | 80 | ISO 2976 | 10 | 45002908 | BA 20/480 T A 80 |
| | | | 120 | ISO 2976 | 10 | 45002912 | BA 20/480 T A 120 |
| | | | 180 | ISO 2976 | 10 | 45002918 | BA 20/480 T A 180 |
| | | | 240 | ISO 2976 | 10 | 45002924 | BA 20/480 T A 240 |
| 520 | 3 | A | 60 | - | 100 | 45001973 | BA 3/520 T A 60 |
| | | | 80 | - | 100 | 45001974 | BA 3/520 T A 80 |
| | | | 120 | - | 100 | 45001975 | BA 3/520 T A 120 |
| | | | 180 | - | 100 | 45001977 | BA 3/520 T A 180 |
| | | | 240 | - | 100 | 45001978 | BA 3/520 T A 240 |

*Continued on next page*

# Flexible abrasives
## Short belts BA

PFERD TOOLS

| L [mm] | T [mm] | Abrasive | Grit size | Acc. to ISO | | Item no. | Designation |
|---|---|---|---|---|---|---|---|
| 520 | 6 | A | 40 | ISO 2976 | 100 | 45004104 | BA 6/520 X A 40 |
| | | | 60 | ISO 2976 | 100 | 45002106 | BA 6/520 J A 60 |
| | | | 80 | ISO 2976 | 100 | 45002108 | BA 6/520 J A 80 |
| | | | 120 | ISO 2976 | 100 | 45002112 | BA 6/520 J A 120 |
| | | | 180 | ISO 2976 | 100 | 45002118 | BA 6/520 T A 180 |
| | | | 240 | ISO 2976 | 100 | 45002124 | BA 6/520 T A 240 |
| | | | 400 | ISO 2976 | 100 | 45002140 | BA 6/520 T A 400 |
| | 12 | A | 40 | - | 100 | 45004504 | BA 12/520 X A 40 |
| | | | 60 | - | 100 | 45002506 | BA 12/520 J A 60 |
| | | | 80 | - | 100 | 45002508 | BA 12/520 J A 80 |
| | | | 120 | - | 100 | 45002512 | BA 12/520 J A 120 |
| | | | 180 | - | 100 | 45002518 | BA 12/520 T A 180 |
| | | | 240 | - | 100 | 45002524 | BA 12/520 T A 240 |
| | | | 320 | - | 100 | 45002532 | BA 12/520 T A 320 |
| | | | 400 | - | 100 | 45002540 | BA 12/520 T A 400 |
| | 16 | A | 40 | ISO 2976 | 50 | 45004804 | BA 16/520 X A 40 |
| | | | 60 | ISO 2976 | 50 | 45002806 | BA 16/520 T A 60 |
| | | | 80 | ISO 2976 | 50 | 45002808 | BA 16/520 T A 80 |
| | | | 120 | ISO 2976 | 50 | 45002812 | BA 16/520 T A 120 |
| | | | 180 | ISO 2976 | 50 | 45002818 | BA 16/520 T A 180 |
| | 20 | A | 40 | ISO 2976 | 20 | 45005004 | BA 20/520 X A 40 |
| | | | 60 | ISO 2976 | 20 | 45003006 | BA 20/520 T A 60 |
| | | | 80 | ISO 2976 | 20 | 45003008 | BA 20/520 T A 80 |
| | | | 120 | ISO 2976 | 20 | 45003012 | BA 20/520 T A 120 |
| | | | 180 | ISO 2976 | 20 | 45003018 | BA 20/520 T A 180 |
| | | | 240 | ISO 2976 | 20 | 45003024 | BA 20/520 T A 240 |
| 533 | 30 | A | 40 | - | 20 | 45005142 | BA 30/533 X A 40 |
| | | | 60 | - | 20 | 45005146 | BA 30/533 X A 60 |
| | | | 80 | - | 20 | 45005148 | BA 30/533 X A 80 |
| | | | 120 | - | 20 | 45005152 | BA 30/533 X A 120 |
| | | | 180 | - | 20 | 45005118 | BA 30/533 T A 180 |
| | | | 240 | - | 20 | 45005124 | BA 30/533 T A 240 |
| | | | 320 | - | 20 | 45005132 | BA 30/533 T A 320 |
| | 75 | A | 40 | ISO 2976 | 10 | 45001104 | BA 75/533 X A 40 |
| | | | 60 | ISO 2976 | 10 | 45001106 | BA 75/533 X A 60 |
| | | | 80 | ISO 2976 | 10 | 45001108 | BA 75/533 X A 80 |
| | | | 100 | ISO 2976 | 10 | 45001110 | BA 75/533 X A 100 |
| | | | 120 | ISO 2976 | 10 | 45001112 | BA 75/533 X A 120 |
| 610 | 12 | A | 40 | ISO 2976 | 100 | 45004604 | BA 12/610 X A 40 |
| | | | 60 | ISO 2976 | 100 | 45002606 | BA 12/610 J A 60 |
| | | | 80 | ISO 2976 | 100 | 45002608 | BA 12/610 J A 80 |
| | | | 120 | ISO 2976 | 100 | 45002612 | BA 12/610 J A 120 |
| | 30 | A | 40 | - | 10 | 45005153 | BA 30/610 X A 40 |
| | | | 60 | - | 10 | 45005154 | BA 30/610 X A 60 |
| | | | 80 | - | 10 | 45005155 | BA 30/610 X A 80 |
| | | | 120 | - | 10 | 45005156 | BA 30/610 X A 120 |
| | | | 180 | - | 10 | 45005157 | BA 30/610 T A 180 |
| | | | 240 | - | 10 | 45005158 | BA 30/610 T A 240 |
| | 100 | A | 40 | ISO 2976 | 10 | 45001304 | BA 100/610 X A 40 |
| | | | 60 | ISO 2976 | 10 | 45001306 | BA 100/610 X A 60 |
| | | | 80 | ISO 2976 | 10 | 45001308 | BA 100/610 X A 80 |
| | | | 100 | ISO 2976 | 10 | 45001310 | BA 100/610 X A 100 |
| | | | 120 | ISO 2976 | 10 | 45001312 | BA 100/610 X A 120 |
| 760 | 40 | A | 40 | - | 10 | 45000205 | BA 40/760 A 40 |

*Continued on next page*

| L [mm] | T [mm] | Abrasive | Grit size | Acc. to ISO | | Item no. | Designation |
|---|---|---|---|---|---|---|---|
| 760 | 40 | A | 60 | - | 10 | 45000206 | BA 40/760 A 60 |
| | | | 80 | - | 10 | 45000207 | BA 40/760 A 80 |
| | | | 120 | - | 10 | 45000208 | BA 40/760 A 120 |
| 820 | 40 | A | 40 | - | 10 | 45000220 | BA 40/820 A 40 |
| | | | 60 | - | 10 | 45000221 | BA 40/820 A 60 |
| | | | 80 | - | 10 | 45000222 | BA 40/820 A 80 |
| | | | 120 | - | 10 | 45000223 | BA 40/820 A 120 |
| 920 | 100 | A | 40 | - | 10 | 45005864 | BA 100/920 X A 40 |
| | | | 60 | - | 10 | 45005866 | BA 100/920 X A 60 |
| | | | 80 | - | 10 | 45005868 | BA 100/920 X A 80 |
| | | | 120 | - | 10 | 45005872 | BA 100/920 X A 120 |



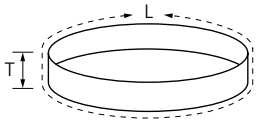


## Aluminium oxide A compact grain version

Outstandingly suited to fine and very fine grinding, and for step-by-step preparations for polishing. The self-sharpening compact grain facilitates a very long tool life and achieves consistent surface quality levels throughout the entire tool life.

**Special features:**
- High economic efficiency due to high abrasive performance and long tool life.
- High tear strength with optimum flexibility.
- Consistent results through very good grain adhesion.

| L [mm] | T [mm] | Abrasive | Grit size | | Item no. | Designation |
|---|---|---|---|---|---|---|
| 760 | 40 | A-CK | 120 | 10 | 45000209 | BA 40/760 A 120 CK |
| | | | 180 | 10 | 45000210 | BA 40/760 A 180 CK |
| | | | 240 | 10 | 45000211 | BA 40/760 A 240 CK |
| | | | 320 | 10 | 45000212 | BA 40/760 A 320 CK |
| | | | 400 | 10 | 45000213 | BA 40/760 A 400 CK |
| | | | 600 | 10 | 45000214 | BA 40/760 A 600 CK |
| 820 | 40 | A-CK | 120 | 10 | 45000224 | BA 40/820 A 120 CK |
| | | | 180 | 10 | 45000225 | BA 40/820 A 180 CK |
| | | | 240 | 10 | 45000226 | BA 40/820 A 240 CK |
| | | | 320 | 10 | 45000227 | BA 40/820 A 320 CK |
| | | | 400 | 10 | 45000228 | BA 40/820 A 400 CK |
| | | | 600 | 10 | 45000229 | BA 40/820 A 600 CK |



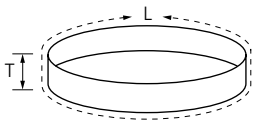


## Zirconia alumina Z version

For coarse grinding work with a high stock removal rate and a long tool life.



**Special features:**
- High economic efficiency due to high abrasive performance and long tool life.
- High tear strength with optimum flexibility.
- Consistent results through very good grain adhesion.

| L [mm] | T [mm] | Abrasive | Grit size | Acc. to ISO | | Item no. | Designation |
|---|---|---|---|---|---|---|---|
| 330 | 10 | Z | 40 | ISO 2976 | 100 | 45007904 | BA 10/330 T Z 40 |
| | | | 60 | ISO 2976 | 100 | 45007906 | BA 10/330 T Z 60 |
| | 12 | Z | 60 | ISO 2976 | 100 | 45007926 | BA 12/330 T Z 60 |
| | | | 80 | ISO 2976 | 100 | 45007928 | BA 12/330 T Z 80 |
| 520 | 12 | Z | 40 | ISO 2976 | 100 | 45009104 | BA 12/520 X Z 40 |
| | | | 60 | ISO 2976 | 100 | 45008106 | BA 12/520 T Z 60 |
| | | | 80 | ISO 2976 | 100 | 45008108 | BA 12/520 T Z 80 |
| | 20 | Z | 36 | ISO 2976 | 20 | 45009402 | BA 20/520 X Z 36 |
| | | | 40 | ISO 2976 | 20 | 45009404 | BA 20/520 X Z 40 |
| | | | 60 | ISO 2976 | 20 | 45008406 | BA 20/520 T Z 60 |
| | | | 80 | ISO 2976 | 20 | 45009408 | BA 20/520 T Z 80 |
| 610 | 12 | Z | 40 | ISO 2976 | 100 | 45009204 | BA 12/610 X Z 40 |
| | | | 60 | ISO 2976 | 100 | 45008206 | BA 12/610 T Z 60 |
| | | | 80 | ISO 2976 | 100 | 45008208 | BA 12/610 T Z 80 |



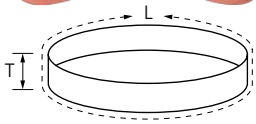


## Aluminium oxide A-COOL version

For general grinding work from fine to very fine grinding on materials which do not conduct heat well, e.g. stainless steel (INOX). Active grinding additives substantially improve the stock removal rate, prevent clogging and result in cooler grinding.

**Special features:**
- High economic efficiency due to high abrasive performance and long tool life.
- High tear strength with optimum flexibility.
- Consistent results through very good grain adhesion.

| L [mm] | T [mm] | Abrasive | Grit size | Acc. to ISO | | Item no. | Designation |
|---|---|---|---|---|---|---|---|
| 450 | 50 | A-COOL | 80 | ISO 2976 | 20 | 45007208 | BA 50/450 A-COOL 80 |
| | | | 120 | ISO 2976 | 20 | 45007212 | BA 50/450 A-COOL 120 |
| | | | 180 | ISO 2976 | 20 | 45007218 | BA 50/450 A-COOL 180 |

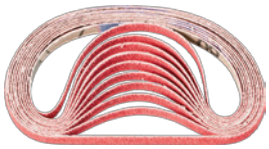

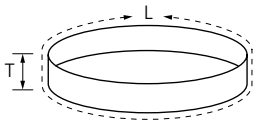


## Ceramic oxide grain CO-COOL version

Consistently high performance and aggressive grinding due to self-sharpening ceramic oxide grain. Active grinding additives improve the stock removal rate, prevent clogging and result in cooler grinding on hard materials which do not conduct heat well.



**Special features:**

- High economic efficiency due to high abrasive performance and long tool life.
- High tear strength with optimum flexibility.
- Consistent results through very good grain adhesion.

| L [mm] | T [mm] | Abrasive | Grit size | Acc. to ISO | | Item no. | Designation |
|---|---|---|---|---|---|---|---|
| 305 | 6 | CO-COOL | 40 | - | 100 | 45020001 | BA 6/305 CO-COOL 40 |
| | | | 60 | - | 100 | 45020003 | BA 6/305 CO-COOL 60 |
| | | | 80 | - | 100 | 45020004 | BA 6/305 CO-COOL 80 |
| | | | 120 | - | 100 | 45020005 | BA 6/305 CO-COOL 120 |
| | 9 | CO-COOL | 40 | ISO 2976 | 100 | 45020031 | BA 9/305 CO-COOL 40 |
| | | | 60 | ISO 2976 | 100 | 45020033 | BA 9/305 CO-COOL 60 |
| | | | 80 | ISO 2976 | 100 | 45020034 | BA 9/305 CO-COOL 80 |
| | | | 120 | ISO 2976 | 100 | 45020035 | BA 9/305 CO-COOL 120 |
| | 12 | CO-COOL | 40 | - | 100 | 45020051 | BA 12/305 CO-COOL 40 |
| | | | 60 | - | 100 | 45020053 | BA 12/305 CO-COOL 60 |
| | | | 80 | - | 100 | 45020054 | BA 12/305 CO-COOL 80 |
| | | | 120 | - | 100 | 45020055 | BA 12/305 CO-COOL 120 |
| 330 | 10 | CO-COOL | 40 | ISO 2976 | 100 | 45020041 | BA 10/330 CO-COOL 40 |
| | | | 60 | ISO 2976 | 100 | 45020043 | BA 10/330 CO-COOL 60 |
| | | | 80 | ISO 2976 | 100 | 45020044 | BA 10/330 CO-COOL 80 |
| | | | 120 | ISO 2976 | 100 | 45020045 | BA 10/330 CO-COOL 120 |
| | 12 | CO-COOL | 40 | ISO 2976 | 100 | 45020061 | BA 12/330 CO-COOL 40 |
| | | | 60 | ISO 2976 | 100 | 45020063 | BA 12/330 CO-COOL 60 |
| | | | 80 | ISO 2976 | 100 | 45020064 | BA 12/330 CO-COOL 80 |
| | | | 120 | ISO 2976 | 100 | 45020065 | BA 12/330 CO-COOL 120 |
| 450 | 35 | CO-COOL | 40 | - | 20 | 45020171 | BA 35/450 CO-COOL 40 |
| | | | 60 | - | 20 | 45020173 | BA 35/450 CO-COOL 60 |
| | | | 80 | - | 20 | 45020174 | BA 35/450 CO-COOL 80 |
| | | | 120 | - | 20 | 45020175 | BA 35/450 CO-COOL 120 |
| | 50 | CO-COOL | 40 | ISO 2976 | 20 | 45020181 | BA 50/450 CO-COOL 40 |
| | | | 60 | ISO 2976 | 20 | 45020183 | BA 50/450 CO-COOL 60 |
| | | | 80 | ISO 2976 | 20 | 45020184 | BA 50/450 CO-COOL 80 |
| | | | 120 | ISO 2976 | 20 | 45020185 | BA 50/450 CO-COOL 120 |
| 457 | 13 | CO-COOL | 40 | ISO 2976 | 100 | 45020091 | BA 13/457 CO-COOL 40 |
| | | | 60 | ISO 2976 | 100 | 45020093 | BA 13/457 CO-COOL 60 |
| | | | 80 | ISO 2976 | 100 | 45020094 | BA 13/457 CO-COOL 80 |
| | | | 120 | ISO 2976 | 100 | 45020095 | BA 13/457 CO-COOL 120 |
| 480 | 16 | CO-COOL | 40 | ISO 2976 | 50 | 45020101 | BA 16/480 CO-COOL 40 |
| | | | 60 | ISO 2976 | 50 | 45020103 | BA 16/480 CO-COOL 60 |
| | | | 80 | ISO 2976 | 50 | 45020104 | BA 16/480 CO-COOL 80 |
| | | | 120 | ISO 2976 | 50 | 45020105 | BA 16/480 CO-COOL 120 |
| | 20 | CO-COOL | 40 | ISO 2976 | 20 | 45020121 | BA 20/480 CO-COOL 40 |
| | | | 60 | ISO 2976 | 20 | 45020123 | BA 20/480 CO-COOL 60 |
| | | | 80 | ISO 2976 | 20 | 45020124 | BA 20/480 CO-COOL 80 |
| | | | 120 | ISO 2976 | 20 | 45020125 | BA 20/480 CO-COOL 120 |

*Continued on next page*

# Flexible abrasives
## Short belts BA

| L [mm] | T [mm] | Abrasive | Grit size | Acc. to ISO | | Item no. | Designation |
|---|---|---|---|---|---|---|---|
| 480 | 25 | CO-COOL | 40 | ISO 2976 | 20 | 45020141 | BA 25/480 CO-COOL 40 |
| | | | 60 | ISO 2976 | 20 | 45020143 | BA 25/480 CO-COOL 60 |
| | | | 80 | ISO 2976 | 20 | 45020144 | BA 25/480 CO-COOL 80 |
| | | | 120 | ISO 2976 | 20 | 45020145 | BA 25/480 CO-COOL 120 |
| 520 | 6 | CO-COOL | 40 | ISO 2976 | 100 | 45020011 | BA 6/520 CO-COOL 40 |
| | | | 60 | ISO 2976 | 100 | 45020013 | BA 6/520 CO-COOL 60 |
| | | | 80 | ISO 2976 | 100 | 45020014 | BA 6/520 CO-COOL 80 |
| | | | 120 | ISO 2976 | 100 | 45020015 | BA 6/520 CO-COOL 120 |
| | 12 | CO-COOL | 40 | ISO 2976 | 100 | 45020071 | BA 12/520 CO-COOL 40 |
| | | | 60 | ISO 2976 | 100 | 45020073 | BA 12/520 CO-COOL 60 |
| | | | 80 | ISO 2976 | 100 | 45020074 | BA 12/520 CO-COOL 80 |
| | | | 120 | ISO 2976 | 100 | 45020075 | BA 12/520 CO-COOL 120 |
| | 16 | CO-COOL | 40 | ISO 2976 | 50 | 45020111 | BA 16/520 CO-COOL 40 |
| | | | 60 | ISO 2976 | 50 | 45020113 | BA 16/520 CO-COOL 60 |
| | | | 80 | ISO 2976 | 50 | 45020114 | BA 16/520 CO-COOL 80 |
| | | | 120 | ISO 2976 | 50 | 45020115 | BA 16/520 CO-COOL 120 |
| | 20 | CO-COOL | 40 | ISO 2976 | 20 | 45020131 | BA 20/520 CO-COOL 40 |
| | | | 60 | ISO 2976 | 20 | 45020133 | BA 20/520 CO-COOL 60 |
| | | | 80 | ISO 2976 | 20 | 45020134 | BA 20/520 CO-COOL 80 |
| | | | 120 | ISO 2976 | 20 | 45020135 | BA 20/520 CO-COOL 120 |
| 533 | 30 | CO-COOL | 40 | - | 20 | 45020151 | BA 30/533 CO-COOL 40 |
| | | | 60 | - | 20 | 45020153 | BA 30/533 CO-COOL 60 |
| | | | 80 | - | 20 | 45020154 | BA 30/533 CO-COOL 80 |
| | | | 120 | - | 20 | 45020155 | BA 30/533 CO-COOL 120 |
| 610 | 6 | CO-COOL | 40 | ISO 2976 | 100 | 45020021 | BA 6/610 CO-COOL 40 |
| | | | 60 | ISO 2976 | 100 | 45020023 | BA 6/610 CO-COOL 60 |
| | | | 80 | ISO 2976 | 100 | 45020024 | BA 6/610 CO-COOL 80 |
| | | | 120 | ISO 2976 | 100 | 45020025 | BA 6/610 CO-COOL 120 |
| | 12 | CO-COOL | 40 | ISO 2976 | 100 | 45020081 | BA 12/610 CO-COOL 40 |
| | | | 60 | ISO 2976 | 100 | 45020083 | BA 12/610 CO-COOL 60 |
| | | | 80 | ISO 2976 | 100 | 45020084 | BA 12/610 CO-COOL 80 |
| | | | 120 | ISO 2976 | 100 | 45020085 | BA 12/610 CO-COOL 120 |
| | 30 | CO-COOL | 40 | - | 10 | 45020161 | BA 30/610 CO-COOL 40 |
| | | | 60 | - | 10 | 45020163 | BA 30/610 CO-COOL 60 |
| | | | 80 | - | 10 | 45020164 | BA 30/610 CO-COOL 80 |
| | | | 120 | - | 10 | 45020165 | BA 30/610 CO-COOL 120 |
| 760 | 40 | CO-COOL | 40 | - | 10 | 45000201 | BA 40/760 CO-COOL 40 |
| | | | 60 | - | 10 | 45000202 | BA 40/760 CO-COOL 60 |
| | | | 80 | - | 10 | 45000203 | BA 40/760 CO-COOL 80 |
| | | | 120 | - | 10 | 45000204 | BA 40/760 CO-COOL 120 |
| 820 | 40 | CO-COOL | 40 | - | 10 | 45000216 | BA 40/820 CO-COOL 40 |
| | | | 60 | - | 10 | 45000217 | BA 40/820 CO-COOL 60 |
| | | | 80 | - | 10 | 45000218 | BA 40/820 CO-COOL 80 |
| | | | 120 | - | 10 | 45000219 | BA 40/820 CO-COOL 120 |




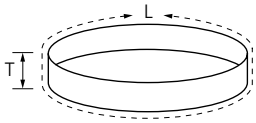


## VICTOGRAIN-COOL version

For maximum aggressive grinding with an extremely long tool life, the ultimate stock removal rate and consistently high performance on steel and hard materials which do not conduct heat well. Active grinding additives in the coating prevent clogging and result in cooler grinding.



**Special features:**
- High economic efficiency due to high abrasive performance and long tool life.
- High tear strength with optimum flexibility.
- Consistent results through very good grain adhesion.

| L [mm] | T [mm] | Abrasive | Grit size | Acc. to ISO | | Item no. | Designation |
|---|---|---|---|---|---|---|---|
| 450 | 50 | VICTOGRAIN-COOL | 36 | ISO 2976 | 10 | 45001175 | BA 50/450 VICTOGRAIN-COOL 36 |
| 760 | 40 | VICTOGRAIN-COOL | 36 | ISO 2976 | 10 | 45000200 | BA 40/760 VICTOGRAIN-COOL 36 |
| 820 | 40 | VICTOGRAIN-COOL | 36 | ISO 2976 | 10 | 45000215 | BA 40/820 VICTOGRAIN-COOL 36 |



# Short belts VB



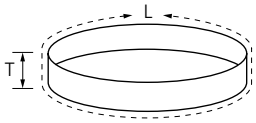


## Non-woven version

Suitable for general work on surfaces such as metal tubular structures, e.g. removing rough grinding traces, removing oxidation and light deburring work. Achieve matt and satin-finished surfaces.



**Special features:**
- High economic efficiency due to high abrasive performance and long tool life.
- High tear strength with optimum flexibility.
- Consistent results through very good grain adhesion.

| L [mm] | T [mm] | Abrasive | Grit size | Version | | Item no. | Designation |
|---|---|---|---|---|---|---|---|
| 305 | 6 | A | 100 G | coarse, yellow-brown | 10 | 45010610 | VB 6/305 A 100 G |
| | | | 180 M | medium, red-brown | 10 | 45010618 | VB 6/305 A 180 M |
| | | | 240 F | fine, blue | 10 | 45010624 | VB 6/305 A 240 F |
| | 9 | A | 100 G | coarse, yellow-brown | 10 | 45010710 | VB 9/305 A 100 G |
| | | | 180 M | medium, red-brown | 10 | 45010718 | VB 9/305 A 180 M |
| | | | 240 F | fine, blue | 10 | 45010724 | VB 9/305 A 240 F |
| | 12 | A | 100 G | coarse, yellow-brown | 10 | 45010810 | VB 12/305 A 100 G |
| | | | 180 M | medium, red-brown | 10 | 45010818 | VB 12/305 A 180 M |
| | | | 240 F | fine, blue | 10 | 45010824 | VB 12/305 A 240 F |
| 450 | 35 | A | 100 G | coarse, yellow-brown | 10 | 45011410 | VB 35/450 A 100 G |
| | | | 180 M | medium, red-brown | 10 | 45011418 | VB 35/450 A 180 M |
| | | | 240 F | fine, blue | 10 | 45011424 | VB 35/450 A 240 F |
| | 50 | A | 100 G | coarse, yellow-brown | 10 | 45011510 | VB 50/450 A 100 G |
| | | | 180 M | medium, red-brown | 10 | 45011518 | VB 50/450 A 180 M |
| | | | 240 F | fine, blue | 10 | 45011524 | VB 50/450 A 240 F |
| 520 | 6 | A | 100 G | coarse, yellow-brown | 10 | 45011010 | VB 6/520 A 100 G |

*Continued on next page*

| L [mm] | T [mm] | Abrasive | Grit size | Version | | Item no. | Designation |
|---|---|---|---|---|---|---|---|
| 520 | 6 | A | 180 M | medium, red-brown | 10 | 45011018 | VB 6/520 A 180 M |
| | | | 240 F | fine, blue | 10 | 45011024 | VB 6/520 A 240 F |
| | 12 | A | 100 G | coarse, yellow-brown | 10 | 45011110 | VB 12/520 A 100 G |
| | | | 180 M | medium, red-brown | 10 | 45011118 | VB 12/520 A 180 M |
| | | | 240 F | fine, blue | 10 | 45011124 | VB 12/520 A 240 F |
| | 16 | A | 100 G | coarse, yellow-brown | 10 | 45011210 | VB 16/520 A 100 G |
| | | | 180 M | medium, red-brown | 10 | 45011218 | VB 16/520 A 180 M |
| | | | 240 F | fine, blue | 10 | 45011224 | VB 16/520 A 240 F |
| | 20 | A | 100 G | coarse, yellow-brown | 5 | 45011310 | VB 20/520 A 100 G |
| | | | 180 M | medium, red-brown | 5 | 45011318 | VB 20/520 A 180 M |
| | | | 240 F | fine, blue | 5 | 45011324 | VB 20/520 A 240 F |
| 533 | 30 | A | 100 G | coarse, yellow-brown | 5 | 45010910 | VB 30/533 A 100 G |
| | | | 180 M | medium, red-brown | 5 | 45010918 | VB 30/533 A 180 M |
| | | | 240 F | fine, blue | 5 | 45010924 | VB 30/533 A 240 F |
| 610 | 6 | A | 100 G | coarse, yellow-brown | 10 | 45011810 | VB 6/610 A 100 G |
| | | | 180 M | medium, red-brown | 10 | 45011818 | VB 6/610 A 180 M |
| | | | 240 F | fine, blue | 10 | 45011824 | VB 6/610 A 240 F |
| | 12 | A | 100 G | coarse, yellow-brown | 10 | 45011910 | VB 12/610 A 100 G |
| | | | 180 M | medium, red-brown | 10 | 45011918 | VB 12/610 A 180 M |
| | | | 240 F | fine, blue | 10 | 45011924 | VB 12/610 A 240 F |
| | 30 | A | 100 G | coarse, yellow-brown | 5 | 45011350 | VB 30/610 A 100 G |
| | | | 180 M | medium, red-brown | 5 | 45011351 | VB 30/610 A 180 M |
| | | | 240 F | fine, blue | 5 | 45011352 | VB 30/610 A 240 F |
| 760 | 40 | A | 100 G | coarse, yellow-brown | 5 | 45000230 | VB 40/760 A 100 G |
| | | | 180 M | medium, red-brown | 5 | 45000231 | VB 40/760 A 180 M |
| | | | 240 F | fine, blue | 5 | 45000232 | VB 40/760 A 240 F |
| 820 | 40 | A | 100 G | coarse, yellow-brown | 5 | 45000234 | VB 40/820 A 100 G |
| | | | 180 M | medium, red-brown | 5 | 45000235 | VB 40/820 A 180 M |
| | | | 240 F | fine, blue | 5 | 45000236 | VB 40/820 A 240 F |

## Short belts P-BA

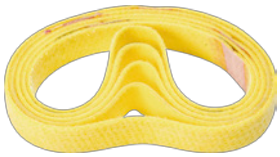

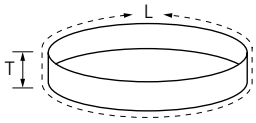


### Felt version

Suitable for polishing with polishing paste bars and grinding pastes on tubular constructions and railings.

**Special features:**

- High economic efficiency due to long tool life.
- High tear strength with optimum flexibility.
- Consistent results through very good polishing agent adhesion.

| L [mm] | T [mm] | | Item no. | Designation |
|---|---|---|---|---|
| 533 | 30 | 5 | 45008501 | P-BA 30/533 |
| 610 | 30 | 5 | 45008502 | P-BA 30/610 |
| 760 | 40 | 5 | 45000233 | P-BA 40/760 |
| 820 | 40 | 5 | 45000237 | P-BA 40/820 |



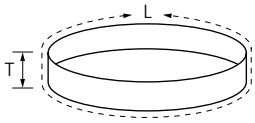


## Aluminium oxide A compact grain version

Outstandingly suited to fine and very fine grinding, and for step-by-step preparations for polishing. The self-sharpening compact grain facilitates a very long tool life and achieves consistent surface quality levels throughout the entire tool life.

**Special features:**
- High economic efficiency due to high abrasive performance and long tool life.
- High tear strength with optimum flexibility.
- The rubber tube of the drum yields under higher contact pressure, meaning the abrasive belt adapts very well to the surface of the workpiece.

| L [mm] | T [mm] | Abrasive | Grit size | | Item no. | Designation |
|---|---|---|---|---|---|---|
| 282 | 100 | A-CK | 120 | 5 | 45001158 | BA 100/282 A 120 CK |
| | | | 180 | 5 | 45001160 | BA 100/282 A 180 CK |
| | | | 240 | 5 | 45001162 | BA 100/282 A 240 CK |
| | | | 320 | 5 | 45001164 | BA 100/282 A 320 CK |
| | | | 400 | 5 | 45001166 | BA 100/282 A 400 CK |
| | | | 600 | 5 | 45001168 | BA 100/282 A 600 CK |
| | | | 800 | 5 | 45001170 | BA 100/282 A 800 CK |
| | | | 1000 | 5 | 45001172 | BA 100/282 A 1000 CK |
| | | | 1200 | 5 | 45001174 | BA 100/282 A 1200 CK |



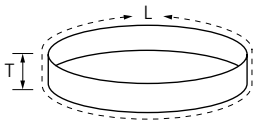


## Zirconia alumina Z version

For coarse grinding work with a high stock removal rate and a long tool life.

**Special features:**
- High economic efficiency due to high abrasive performance and long tool life.
- High tear strength with optimum flexibility.
- The rubber tube of the drum yields under higher contact pressure, meaning the abrasive belt adapts very well to the surface of the workpiece.

| L [mm] | T [mm] | Abrasive | Grit size | | Item no. | Designation |
|---|---|---|---|---|---|---|
| 282 | 100 | Z | 40 | 5 | 45001152 | BA 100/282 Z 40 |
| | | | 60 | 5 | 45001154 | BA 100/282 Z 60 |
| | | | 80 | 5 | 45001156 | BA 100/282 Z 80 |



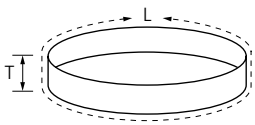


## Ceramic oxide grain CO-COOL version

Consistently high performance and aggressive grinding due to self-sharpening ceramic oxide grain. Active grinding additives improve the stock removal rate, prevent clogging and result in cooler grinding on hard materials which do not conduct heat well.

**Special features:**
- High economic efficiency due to high abrasive performance and long tool life.
- High tear strength with optimum flexibility.
- The rubber tube of the drum yields under higher contact pressure, meaning the abrasive belt adapts very well to the surface of the workpiece.

| L [mm] | T [mm] | Abrasive | Grit size | | Item no. | Designation |
|---|---|---|---|---|---|---|
| 282 | 100 | CO-COOL | 40 | 5 | 45001150 | BA 100/282 CO-COOL 40 |
| | | | 60 | 5 | 47501880 | BA 100/282 CO-COOL 60 |
| | | | 80 | 5 | 47501885 | BA 100/282 CO-COOL 80 |
| | | | 120 | 5 | 47501881 | BA 100/282 CO-COOL 120 |

# Flexible abrasives
## Belts for pneumatic drums




### Non-woven version

Suitable for general work on surfaces such as metal structures, e.g. removing rough grinding traces, removing oxidation and light deburring work. Achieve matt and satin-finished surfaces.

**Special features:**
- High economic efficiency due to high abrasive performance and long tool life.
- High tear strength with optimum flexibility.
- The rubber tube of the drum yields under higher contact pressure, meaning the non-woven belt adapts very well to the surface of the workpiece.

| L [mm] | T [mm] | Abrasive | Grit size | Version | | Item no. | Designation |
|---|---|---|---|---|---|---|---|
| 282 | 100 | A | 100 G | coarse, yellow-brown | 2 | 45011707 | VB 100/282 A 100 G |
| | | | 180 M | medium, red-brown | 2 | 45011708 | VB 100/282 A 180 M |
| | | | 240 F | fine, blue | 2 | 45011709 | VB 100/282 A 240 F |




### Felt version

Suitable for polishing with polishing paste bars and grinding pastes on large surfaces.

**Special features:**
- High economic efficiency through very good polishing agent adhesion.
- High tear strength with optimum flexibility.
- The rubber tube of the drum yields under higher contact pressure, meaning the polishing belt adapts very well to the surface of the workpiece.

| L [mm] | T [mm] | | Item no. | Designation |
|---|---|---|---|---|
| 282 | 100 | 2 | 45008503 | P-BA 100/282 |

## Pneumatic drum




### Pneumatic drum

The pneumatic grinding drum is suitable for short belts with a width of 100 mm and a length of 282 mm. The rubber tube yields with increased contact pressure, which is why the abrasive belt adapts very well to the surface to be machined and the contact area increases.



**Special features:**
- High economic efficiency due to high abrasive performance and long tool life.
- The rubber tube of the drum yields under higher contact pressure, meaning the abrasive, non-woven or polishing belt adapts very well to the surface of the workpiece.

| Suitable for short belts [mm] | D [mm] | T [mm] | H [mm] | Max. RPM | | Item no. | Designation |
|---|---|---|---|---|---|---|---|
| 282 x 100 | 90 | 100 | 19 | 3,800 | 1 | 42100100 | PSW 90x100 |

# Flexible abrasives
## Long belts BA



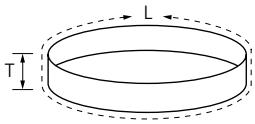


### Aluminium oxide A version

For general applications from coarse to fine grinding.

**Special features:**

- High economic efficiency due to high abrasive performance and long tool life.
- High tear strength with optimum flexibility.
- Consistent results through very good grain adhesion.

| L [mm] | T [mm] | Abrasive | Grit size | Acc. to ISO | | Item no. | Designation |
|---|---|---|---|---|---|---|---|
| 1,000 | 50 | A | 60 | ISO 2976 | 10 | 45005556 | BA 50/1000 X A 60 |
| | | | 80 | ISO 2976 | 10 | 45005558 | BA 50/1000 X A 80 |
| | | | 120 | ISO 2976 | 10 | 45005562 | BA 50/1000 X A 120 |
| | 100 | A | 40 | ISO 2976 | 10 | 45005904 | BA 100/1000 X A 40 |
| | | | 60 | ISO 2976 | 10 | 45005906 | BA 100/1000 X A 60 |
| | | | 80 | ISO 2976 | 10 | 45005908 | BA 100/1000 X A 80 |
| | | | 120 | ISO 2976 | 10 | 45005912 | BA 100/1000 X A 120 |
| 2,000 | 50 | A | 40 | ISO 2976 | 10 | 45005604 | BA 50/2000 X A 40 |
| | | | 60 | ISO 2976 | 10 | 45005606 | BA 50/2000 X A 60 |
| | | | 80 | ISO 2976 | 10 | 45005608 | BA 50/2000 X A 80 |
| | | | 120 | ISO 2976 | 10 | 45005612 | BA 50/2000 X A 120 |
| | 75 | A | 36 | ISO 2976 | 10 | 45005703 | BA 75/2000 X A 36 |
| | | | 40 | ISO 2976 | 10 | 45005704 | BA 75/2000 X A 40 |
| | | | 60 | ISO 2976 | 10 | 45005706 | BA 75/2000 X A 60 |
| | | | 80 | ISO 2976 | 10 | 45005708 | BA 75/2000 X A 80 |
| | | | 120 | ISO 2976 | 10 | 45005712 | BA 75/2000 X A 120 |
| | 150 | A | 36 | ISO 2976 | 10 | 45006003 | BA 150/2000 X A 36 |
| | | | 40 | ISO 2976 | 10 | 45006004 | BA 150/2000 X A 40 |
| | | | 60 | ISO 2976 | 10 | 45006006 | BA 150/2000 X A 60 |
| | | | 80 | ISO 2976 | 10 | 45006008 | BA 150/2000 X A 80 |
| 2,500 | 75 | A | 36 | ISO 2976 | 10 | 45005803 | BA 75/2500 X A 36 |
| | | | 40 | ISO 2976 | 10 | 45005804 | BA 75/2500 X A 40 |
| | | | 60 | ISO 2976 | 10 | 45005806 | BA 75/2500 X A 60 |
| | | | 80 | ISO 2976 | 10 | 45005808 | BA 75/2500 X A 80 |
| | | | 120 | ISO 2976 | 10 | 45005812 | BA 75/2500 X A 120 |

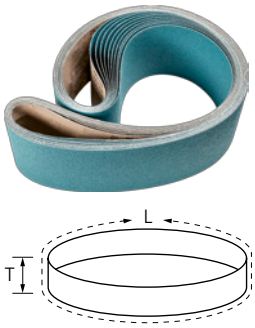


## Zirconia alumina Z version

For coarse grinding work with a high stock removal rate and a long tool life.



**Special features:**

- High economic efficiency due to high abrasive performance and long tool life.
- High tear strength with optimum flexibility.
- Consistent results through very good grain adhesion.

| L [mm] | T [mm] | Abrasive | Grit size | Acc. to ISO | | Item no. | Designation |
|---|---|---|---|---|---|---|---|
| 1,000 | 100 | Z | 40 | ISO 2976 | 10 | 45009804 | BA 100/1000 X Z 40 |
| | | | 60 | ISO 2976 | 10 | 45009806 | BA 100/1000 X Z 60 |
| | | | 80 | ISO 2976 | 10 | 45009808 | BA 100/1000 X Z 80 |
| | | | 120 | ISO 2976 | 10 | 45009812 | BA 100/1000 X Z 120 |
| 2,000 | 50 | Z | 24 | ISO 2976 | 10 | 45009502 | BA 50/2000 X Z 24 |
| | | | 36 | ISO 2976 | 10 | 45009503 | BA 50/2000 X Z 36 |
| | | | 40 | ISO 2976 | 10 | 45009504 | BA 50/2000 X Z 40 |
| | | | 60 | ISO 2976 | 10 | 45009506 | BA 50/2000 X Z 60 |
| | | | 80 | ISO 2976 | 10 | 45009508 | BA 50/2000 X Z 80 |
| | | | 120 | ISO 2976 | 10 | 45009512 | BA 50/2000 X Z 120 |
| | 75 | Z | 24 | ISO 2976 | 10 | 45009602 | BA 75/2000 X Z 24 |
| | | | 36 | ISO 2976 | 10 | 45009603 | BA 75/2000 X Z 36 |
| | | | 40 | ISO 2976 | 10 | 45009604 | BA 75/2000 X Z 40 |
| | | | 60 | ISO 2976 | 10 | 45009606 | BA 75/2000 X Z 60 |
| | | | 80 | ISO 2976 | 10 | 45009608 | BA 75/2000 X Z 80 |
| | | | 120 | ISO 2976 | 10 | 45009612 | BA 75/2000 X Z 120 |
| | 150 | Z | 36 | ISO 2976 | 10 | 45009903 | BA 150/2000 X Z 36 |
| | | | 40 | ISO 2976 | 10 | 45009904 | BA 150/2000 X Z 40 |
| | | | 60 | ISO 2976 | 10 | 45009906 | BA 150/2000 X Z 60 |
| | | | 80 | ISO 2976 | 10 | 45009908 | BA 150/2000 X Z 80 |
| | | | 120 | ISO 2976 | 10 | 45009912 | BA 150/2000 X Z 120 |
| 2,250 | 75 | Z | 40 | ISO 2976 | 10 | 45009734 | BA 75/2250 X Z 40 |
| | | | 60 | ISO 2976 | 10 | 45009736 | BA 75/2250 X Z 60 |
| 2,500 | 75 | Z | 36 | ISO 2976 | 10 | 45009703 | BA 75/2500 X Z 36 |
| | | | 40 | ISO 2976 | 10 | 45009704 | BA 75/2500 X Z 40 |
| | | | 60 | ISO 2976 | 10 | 45009706 | BA 75/2500 X Z 60 |
| | | | 80 | ISO 2976 | 10 | 45009708 | BA 75/2500 X Z 80 |
| | 150 | Z | 36 | ISO 2976 | 10 | 45009936 | BA 150/2500 X Z 36 |



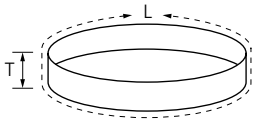


## Zirconia alumina Z-FORTE version

For coarse grinding work with a high stock removal rate and long tool life and very cool grinding. Particularly suitable for work on thin-walled stainless steel (INOX) components and on steels or nickel-based alloys that do not conduct heat well.

**Special features:**
- High economic efficiency due to high abrasive performance and long tool life.
- High tear strength with optimum flexibility.
- Consistent results through very good grain adhesion.

| L [mm] | T [mm] | Abrasive | Grit size | Acc. to ISO | | Item no. | Designation |
|---|---|---|---|---|---|---|---|
| 2,000 | 75 | Z-FORTE | 36 FORTE | ISO 2976 | 10 | *45010063* | BA 75/2000 X Z 36 FORTE |
| | | | 80 FORTE | ISO 2976 | 10 | *45010068* | BA 75/2000 X Z 80 FORTE |





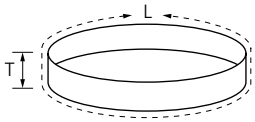


## Ceramic oxide grain CO version

For aggressive grinding with maximum stock removal rate and very long tool life. Consistently high performance due to self-sharpening ceramic oxide grain. The ceramic oxide grain is specifically designed for work on hard materials and layers.



**Special features:**
- High economic efficiency due to high abrasive performance and long tool life.
- High tear strength with optimum flexibility.
- Consistent results through very good grain adhesion.

| L [mm] | T [mm] | Abrasive | Grit size | Acc. to ISO | | Item no. | Designation |
|---|---|---|---|---|---|---|---|
| 2,000 | 50 | CO | 24 | ISO 2976 | 10 | *45005620* | BA 50/2000 X CO 24 |
| | | | 36 | ISO 2976 | 10 | *45005621* | BA 50/2000 X CO 36 |
| | | | 40 | ISO 2976 | 10 | *45005622* | BA 50/2000 X CO 40 |
| | | | 50 | ISO 2976 | 10 | *45005623* | BA 50/2000 X CO 50 |
| | | | 60 | ISO 2976 | 10 | *45005624* | BA 50/2000 X CO 60 |
| | | | 80 | ISO 2976 | 10 | *45005625* | BA 50/2000 X CO 80 |
| | | | 120 | ISO 2976 | 10 | *45005626* | BA 50/2000 X CO 120 |
| | 75 | CO | 24 | ISO 2976 | 10 | 45005720 | BA 75/2000 X CO 24 |
| | | | 36 | ISO 2976 | 10 | 45005721 | BA 75/2000 X CO 36 |
| | | | 40 | ISO 2976 | 10 | 45005722 | BA 75/2000 X CO 40 |
| | | | 50 | ISO 2976 | 10 | 45005723 | BA 75/2000 X CO 50 |
| | | | 60 | ISO 2976 | 10 | 45005724 | BA 75/2000 X CO 60 |
| | | | 80 | ISO 2976 | 10 | 45005725 | BA 75/2000 X CO 80 |



*Discontinued product*



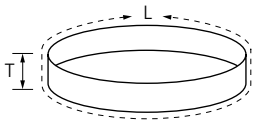


## Ceramic oxide grain CO-COOL version

Consistently high performance and aggressive grinding due to self-sharpening ceramic oxide grain. Active grinding additives improve the stock removal rate, prevent clogging and result in cooler grinding on hard materials which do not conduct heat well.



**Special features:**
- High economic efficiency due to high abrasive performance and long tool life.
- High tear strength with optimum flexibility.
- Consistent results through very good grain adhesion.

| L [mm] | T [mm] | Abrasive | Grit size | Acc. to ISO | | Item no. | Designation |
|---|---|---|---|---|---|---|---|
| 2,000 | 50 | CO-COOL | 36 | ISO 2976 | 10 | 45005631 | BA 50/2000 X CO-COOL 36 |
| | | | 40 | ISO 2976 | 10 | 45005632 | BA 50/2000 X CO-COOL 40 |
| | | | 60 | ISO 2976 | 10 | 45005634 | BA 50/2000 X CO-COOL 60 |
| | | | 80 | ISO 2976 | 10 | 45005635 | BA 50/2000 X CO-COOL 80 |
| | | | 120 | ISO 2976 | 10 | 45005636 | BA 50/2000 X CO-COOL 120 |
| | 75 | CO-COOL | 36 | ISO 2976 | 10 | 45005731 | BA 75/2000 X CO-COOL 36 |
| | | | 40 | ISO 2976 | 10 | 45005732 | BA 75/2000 X CO-COOL 40 |
| | | | 60 | ISO 2976 | 10 | 45005734 | BA 75/2000 X CO-COOL 60 |
| | | | 80 | ISO 2976 | 10 | 45005735 | BA 75/2000 X CO-COOL 80 |
| | | | 120 | ISO 2976 | 10 | 45005736 | BA 75/2000 X CO-COOL 120 |
| 2,500 | 75 | CO-COOL | 36 | ISO 2976 | 10 | 45005825 | BA 75/2500 X CO-COOL 36 |
| | | | 40 | ISO 2976 | 10 | 45005826 | BA 75/2500 X CO-COOL 40 |
| | | | 60 | ISO 2976 | 10 | 45005828 | BA 75/2500 X CO-COOL 60 |
| | | | 80 | ISO 2976 | 10 | 45005829 | BA 75/2500 X CO-COOL 80 |
| | | | 120 | ISO 2976 | 10 | 45005830 | BA 75/2500 X CO-COOL 120 |




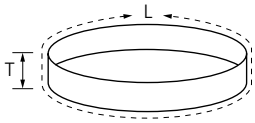


## VICTOGRAIN-COOL version

For maximum aggressive grinding with an extremely long tool life, the ultimate stock removal rate and consistently high performance on steel and hard materials which do not conduct heat well. Active grinding additives in the coating prevent clogging and result in cooler grinding.

**Special features:**
- High economic efficiency due to high abrasive performance and long tool life.
- High tear strength with optimum flexibility.
- Consistent results through very good grain adhesion.

| L [mm] | T [mm] | Abrasive | Grit size | Acc. to ISO | | Item no. | Designation |
|---|---|---|---|---|---|---|---|
| 2,000 | 50 | VICTOGRAIN-COOL | 36 | ISO 2976 | 10 | 45005637 | BA 50/2000 VICTOGRAIN-COOL 36 |
| | 75 | VICTOGRAIN-COOL | 36 | ISO 2976 | 10 | 45005638 | BA 75/2000 VICTOGRAIN-COOL 36 |
| 2,500 | 75 | VICTOGRAIN-COOL | 36 | ISO 2976 | 10 | 45005639 | BA 75/2500 VICTOGRAIN-COOL 36 |

# Flexible abrasives
## Long belts BA



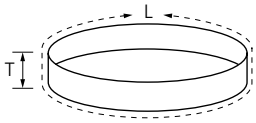


### Non-woven version

Suitable for general work on metal surfaces in stationary applications, e.g. removing rough grinding traces, removing oxidation and light deburring work. Achieve matt and satin-finished surfaces.

**Special features:**
- High economic efficiency due to high abrasive performance and long tool life.
- High tear strength with optimum flexibility.
- Consistent results through very good grain adhesion.

| L [mm] | T [mm] | Abrasive | Grit size | Version | | Item no. | Designation |
|---|---|---|---|---|---|---|---|
| 2,000 | 75 | A | 100 G | coarse, yellow-brown | 2 | 45011701 | VB 75/2000 A 100 G |
| | | | 180 M | medium, red-brown | 2 | 45011702 | VB 75/2000 A 180 M |
| | | | 240 F | fine, blue | 2 | 45011703 | VB 75/2000 A 240 F |

4

## Cloth-backed abrasive sheets BG




### Aluminium oxide A, brown BR type

The brown cloth-backed variant is suitable for general, heavy-duty use on alloyed and non-alloyed steels, as well as non-ferrous metals.



**Special features:**
- Very good grain adhesion on very flexible cloth.
- High abrasive performance.
- Oil and kerosene-resistant.

| L [mm] | T [mm] | Abrasive | Grit size | | Item no. | Designation |
|---|---|---|---|---|---|---|
| 280 | 230 | A | 40 | 50 | 45013004 | BG BR 230x280 A 40 |
| | | | 60 | 50 | 45013006 | BG BR 230x280 A 60 |
| | | | 80 | 50 | 45013008 | BG BR 230x280 A 80 |
| | | | 100 | 50 | 45013010 | BG BR 230x280 A 100 |
| | | | 120 | 50 | 45013012 | BG BR 230x280 A 120 |
| | | | 150 | 50 | 45013015 | BG BR 230x280 A 150 |
| | | | 180 | 50 | 45013018 | BG BR 230x280 A 180 |
| | | | 220 | 50 | 45013022 | BG BR 230x280 A 220 |
| | | | 240 | 50 | 45013024 | BG BR 230x280 A 240 |
| | | | 280 | 50 | 45013028 | BG BR 230x280 A 280 |
| | | | 320 | 50 | 45013032 | BG BR 230x280 A 320 |
| | | | 400 | 50 | 45013040 | BG BR 230x280 A 400 |




## A, BR ECO aluminium oxide version

The cloth-backed variant is suitable for general, heavy-duty use when working on painted surfaces, wood and metal.

**Special features:**
- Good grain adhesion on flexible cloth.
- Good abrasive performance.
- High tear strength with optimum quality.

| L [mm] | T [mm] | Abrasive | Grit size | | Item no. | Designation |
|---|---|---|---|---|---|---|
| 280 | 230 | A | 40 | 50 | 47503619 | BG ECO BR 230X280 A 40 |
| | | | 60 | 50 | 47503620 | BG ECO BR 230X280 A 60 |
| | | | 80 | 50 | 47503621 | BG ECO BR 230X280 A 80 |
| | | | 100 | 50 | 47503622 | BG ECO BR 230X280 A 100 |
| | | | 120 | 50 | 47503623 | BG ECO BR 230X280 A 120 |
| | | | 150 | 50 | 47503624 | BG ECO BR 230X280 A 150 |
| | | | 180 | 50 | 47503625 | BG ECO BR 230X280 A 180 |
| | | | 220 | 50 | 47503626 | BG ECO BR 230X280 A 220 |
| | | | 240 | 50 | 47503627 | BG ECO BR 230X280 A 240 |




## Aluminium oxide A, blue BL type

The blue cloth-backed variant is the low-cost alternative for normal workloads when working on painted wooden and metal surfaces.



**Special features:**
- Good grain adhesion on sturdy cloth.
- Good abrasive performance.

| L [mm] | T [mm] | Abrasive | Grit size | | Item no. | Designation |
|---|---|---|---|---|---|---|
| 280 | 230 | A | 40 | 50 | *45012004* | BG BL 230x280 A 40 |
| | | | 80 | 50 | *45012008* | BG BL 230x280 A 80 |
| | | | 150 | 100 | *45012015* | BG BL 230x280 A 150 |



*Discontinued product*

# Flexible abrasives
## Paper-backed abrasive sheets BP




### SiC version, waterproof W

The abrasive material SiC is suitable for use on paint and glass. Particularly suitable for all wet grinding work on conventional painted constructions.

**Special features:**
- Very good grain adhesion on very flexible and light paper.
- Maximum abrasive performance.
- Can be used for wet and dry grinding.

| L [mm] | T [mm] | Abrasive | Grit size | | Item no. | Designation |
|---|---|---|---|---|---|---|
| 280 | 230 | SiC | 100 | 50 | 45014010 | BP W 230x280 SiC 100 |
| | | | 120 | 50 | 45014012 | BP W 230x280 SiC 120 |
| | | | 150 | 50 | 45014015 | BP W 230x280 SiC 150 |
| | | | 180 | 50 | 45014018 | BP W 230x280 SiC 180 |
| | | | 220 | 50 | 45015022 | BP W 230x280 SiC 220 |
| | | | 240 | 50 | 45015024 | BP W 230x280 SiC 240 |
| | | | 280 | 50 | 45015028 | BP W 230x280 SiC 280 |
| | | | 320 | 50 | 45015032 | BP W 230x280 SiC 320 |
| | | | 360 | 50 | 45015036 | BP W 230x280 SiC 360 |
| | | | 400 | 50 | 45015040 | BP W 230x280 SiC 400 |
| | | | 500 | 50 | 45015050 | BP W 230x280 SiC 500 |
| | | | 600 | 50 | 45015060 | BP W 230x280 SiC 600 |
| | | | 800 | 50 | 45015080 | BP W 230x280 SiC 800 |
| | | | 1000 | 50 | 45015100 | BP W 230x280 SiC 1000 |
| | | | 1200 | 50 | 45015120 | BP W 230x280 SiC 1200 |




### ECO W version

The ECO W version with silicon carbide (SiC) is a low-cost alternative for use on paint and glass. Particularly suitable for all wet grinding work on conventional painted constructions.

**Special features:**
- Very good grain adhesion on very flexible and light paper.
- Maximum abrasive performance.
- Can be used for wet and dry grinding.

| L [mm] | T [mm] | Abrasive | Grit size | | Item no. | Designation |
|---|---|---|---|---|---|---|
| 280 | 230 | SiC | 60 | 50 | 45015254 | BP-W ECO PAINT 230X280 SiC 60 |
| | | | 80 | 50 | 45015255 | BP-W ECO PAINT 230X280 SiC 80 |
| | | | 100 | 50 | 45015256 | BP-W ECO PAINT 230X280 SiC 100 |
| | | | 120 | 50 | 45015257 | BP-W ECO PAINT 230X280 SiC 120 |
| | | | 150 | 50 | 45015258 | BP-W ECO PAINT 230X280 SiC 150 |
| | | | 180 | 50 | 45015259 | BP-W ECO PAINT 230X280 SiC 180 |
| | | | 220 | 50 | 45015260 | BP-W ECO PAINT 230X280 SiC 220 |
| | | | 240 | 50 | 45015261 | BP-W ECO PAINT 230X280 SiC 240 |
| | | | 320 | 50 | 45015262 | BP-W ECO PAINT 230X280 SiC 320 |
| | | | 400 | 50 | 45015263 | BP-W ECO PAINT 230X280 SiC 400 |
| | | | 600 | 50 | 45015264 | BP-W ECO PAINT 230X280 SiC 600 |
| | | | 800 | 50 | 45015265 | BP-W ECO PAINT 230X280 SiC 800 |
| | | | 1000 | 50 | 45015266 | BP-W ECO PAINT 230X280 SiC1000 |
| | | | 1200 | 50 | 45015267 | BP-W ECO PAINT 230X280 SiC1200 |
| | | | 2000 | 50 | 45015268 | BP-W ECO PAINT 230X280 SiC2000 |




## Aluminium oxide A version

The abrasive material aluminium oxide A is the low-cost alternative for normal workloads when working on painted wooden and metal surfaces.

**Special features:**
- Good grain adhesion on sturdy paper.
- Good abrasive performance.

| L [mm] | T [mm] | Abrasive | Grit size | | Item no. | Designation |
|---|---|---|---|---|---|---|
| 280 | 230 | A | 40 | 50 | 45015204 | BP 230x280 A 40 |
| | | | 60 | 50 | 45015206 | BP 230x280 A 60 |
| | | | 80 | 50 | 45015208 | BP 230x280 A 80 |
| | | | 100 | 100 | 45015210 | BP 230x280 A 100 |
| | | | 120 | 100 | 45015212 | BP 230x280 A 120 |
| | | | 150 | 100 | 45015215 | BP 230x280 A 150 |
| | | | 180 | 100 | 45015218 | BP 230x280 A 180 |
| | | | 220 | 100 | 45015222 | BP 230x280 A 220 |
| | | | 240 | 100 | 45015224 | BP 230x280 A 240 |
| | | | 280 | 100 | 45015228 | BP 230x280 A 280 |
| | | | 400 | 100 | 45015240 | BP 230x280 A 400 |




## ECO AC version

The stearate coating is a non-stick coating (AC) that prevents the abrasive sheets from clogging. The ECO AC version with aluminium oxide A is a low-cost alternative for general grinding work in industry and professional trades.

**Special features:**
- High abrasive performance through very good grain adhesion.
- The non-stick coating (AC) prevents clogging with low wear.

| L [mm] | T [mm] | Abrasive | Grit size | | Item no. | Designation |
|---|---|---|---|---|---|---|
| 280 | 230 | A | 60 | 50 | 45015241 | BP ECO AC 230X280 A 60 |
| | | | 80 | 50 | 45015242 | BP ECO AC 230X280 A 80 |
| | | | 100 | 50 | 45015243 | BP ECO AC 230X280 A 100 |
| | | | 120 | 50 | 45015244 | BP ECO AC 230X280 A 120 |
| | | | 150 | 50 | 45015245 | BP ECO AC 230X280 A 150 |
| | | | 180 | 50 | 45015246 | BP ECO AC 230X280 A 180 |
| | | | 220 | 50 | 45015247 | BP ECO AC 230X280 A 220 |
| | | | 240 | 50 | 45015248 | BP ECO AC 230X280 A 240 |
| | | | 320 | 50 | 45015249 | BP ECO AC 230X280 A 320 |
| | | | 400 | 50 | 45015250 | BP ECO AC 230X280 A 400 |
| | | | 600 | 50 | 45015251 | BP ECO AC 230X280 A 600 |
| | | | 800 | 50 | 45015252 | BP ECO AC 230X280 A 800 |
| | | | 1000 | 50 | 45015253 | BP ECO AC 230X280 A 1000 |




## POLINOX hand pads PVSK

Suitable for very fine grinding on small to large surfaces and contours, and for manually cleaning metal and painted surfaces. Achieve matt and satin-finished surfaces. Highly open structure.



**Special features:**
- Highly flexible, enabling optimal adjustment to the contour.
- Hard-to-reach areas can be accessed.

| L [mm] | T [mm] | Abrasive | Grit size | Colour | | Item no. | Designation |
|---|---|---|---|---|---|---|---|
| 229 | 150 | A | - | white | 20 | 47201630 | PVSK 150 WHITE |
| | | | 240 | green | 20 | 47201628 | PVSK 150 A 280 GREEN |
| 225 | 150 | A | 80 | - | 10 | 44697108 | PVSK 150 A 80 |
| | | | 100 | - | 10 | 44697110 | PVSK 150 A 100 |
| | | | 180 | - | 10 | 44697118 | PVSK 150 A 180 |
| | | | 280 | - | 10 | 44697128 | PVSK 150 A 280 |
| | | SiC | 400 | - | 10 | 44697640 | PVSK 150 SiC 400 |




## HP diamond type

Excellent for work on wear-resistant coatings and for hard facings. Particularly recommended for work on materials used for aircraft engine construction. Also ideal for work on extremely hard materials.

**Special features:**
- Highly flexible, enabling optimal adjustment to the contour. Hard-to-reach areas can be accessed.
- Can be used for wet and dry grinding.

| L [m] | T [mm] | Abrasive | Grit size [µm] | | Item no. | Designation |
|---|---|---|---|---|---|---|
| 90 | 55 | DIA | 76 | 1 | 44696013 | HP 5590 DIA 76 |
| | | | 126 | 1 | 44696012 | HP 5590 DIA 126 |
| | | | 251 | 1 | 44696011 | HP 5590 DIA 251 |

# Flexible abrasives
## Sanding sponges set




### Aluminium oxide A version

The sanding sponge is suitable for sanding down flat and irregular surfaces by hand. It is ideal for working on wood, paint and metal, drywall construction and for all types of small workpieces.

**Special features:**
- Good grain adhesion on the backing material for a long tool life.
- Washable, meaning it can be reused.
- Good abrasive performance.

| L [mm] | T [mm] | Grinding surfaces | Abrasive | Grit size | | Item no. | Designation |
|---|---|---|---|---|---|---|---|
| 69 | 98 | 4 | A | 60 | 5 | 44697650 | ASP 69x98x26 4S A 60 |
| | | | | 100 | 5 | 44697651 | ASP 69x98x26 4S A 100 |
| | | | | 180 | 5 | 44697652 | ASP 69x98x26 4S A 180 |
| 98 | 120 | 2 | A | 60 | 5 | 44697653 | ASP 98x120x13 2S A 60 |
| | | | | 100 | 5 | 44697654 | ASP 98x120x13 2S A 100 |
| | | | | 180 | 5 | 44697655 | ASP 98x120x13 2S A 180 |

## Sanding sponge sets




### Sanding sponge set

The sanding sponges are suitable for sanding down flat and irregular surfaces by hand. They are ideal for working on wood, paint and metal, drywall construction and for all types of small workpieces. The three-piece set can be used for coarse to fine grinding.

**Contents:**
One sanding sponge in each of the following grit sizes: 60, 100 and 180.

**Special features:**
- Good grain adhesion on the backing material for a long tool life.
- Washable, meaning it can be reused.
- Good abrasive performance.

| Length [mm] | Width [mm] | Height [mm] | | Item no. | Designation |
|---|---|---|---|---|---|
| 69 | 98 | 26 | 1 | 44698010 | SET ASP 69x98x26 4S |
| 98 | 120 | 13 | 1 | 44698011 | SET ASP 98x120x13 2S |




## Cloth, aluminium oxide A type

The cloth-backed variant is suitable for general, heavy-duty use on alloyed and non-alloyed steels, as well as non-ferrous metals. The carton has a tear-off edge for separating the sections of abrasive belt at the workplace.



**Special features:**
- Highly flexible, enabling optimal adjustment to the contour.
- Little wear due to high tear strength and very good grain adhesion.
- Please order matching shop roll holder separately.

| T [mm] | Length [m] | D [mm] | Abrasive | Grit size | | Item no. | Designation |
|---|---|---|---|---|---|---|---|
| 25 | 50 | 75 | A | 60 | 1 | 45016006 | SBR-ER 25X50 A 60 |
| | | | | 80 | 1 | 45016008 | SBR-ER 25X50 A 80 |
| | | | | 100 | 1 | 45016010 | SBR 25 A 100 |
| | | | | 120 | 1 | 45016012 | SBR 25 A 120 |
| | | | | 150 | 1 | 45016015 | SBR 25 A 150 |
| | | | | 180 | 1 | 45016018 | SBR 25 A 180 |
| | | | | 240 | 1 | 45016024 | SBR 25 A 240 |
| | | | | 320 | 1 | 45016032 | SBR 25 A 320 |
| | | | | 400 | 1 | 45016040 | SBR 25 A 400 |
| | | | | 600 | 1 | 45016060 | SBR 25 A 600 |
| | | | | 800 | 1 | 45016080 | SBR 25 A 800 |
| 38 | 25 | 75 | A | 40 | 1 | 45016404 | SBR 38 A 40 |
| | | | | 50 | 1 | 45016405 | SBR 38 A 50 |
| | | | | 60 | 1 | 45016406 | SBR 38 A 60 |
| | | | | 80 | 1 | 45016408 | SBR 38 A 80 |
| | | | | 100 | 1 | 45016410 | SBR 38 A 100 |
| | | | | 120 | 1 | 45016412 | SBR 38 A 120 |
| | | | | 150 | 1 | 45016415 | SBR 38 A 150 |
| | | | | 180 | 1 | 45016418 | SBR 38 A 180 |
| | | | | 220 | 1 | 45016422 | SBR 38 A 220 |
| | | | | 240 | 1 | 45016424 | SBR 38 A 240 |
| | | | | 320 | 1 | 45016432 | SBR 38 A 320 |
| | | | | 400 | 1 | 45016440 | SBR 38 A 400 |
| 40 | 50 | 75 | A | 40 | 1 | 45016104 | SBR 40 A 40 |
| | | | | 60 | 1 | 45016106 | SBR 40 A 60 |
| | | | | 80 | 1 | 45016108 | SBR 40 A 80 |
| | | | | 100 | 1 | 45016110 | SBR 40 A 100 |
| | | | | 120 | 1 | 45016112 | SBR 40 A 120 |
| | | | | 150 | 1 | 45016115 | SBR 40 A 150 |
| | | | | 180 | 1 | 45016118 | SBR 40 A 180 |
| | | | | 220 | 1 | 45016122 | SBR 40 A 220 |
| | | | | 240 | 1 | 45016124 | SBR 40 A 240 |
| | | | | 320 | 1 | 45016132 | SBR 40 A 320 |
| | | | | 400 | 1 | 45016140 | SBR 40 A 400 |
| 50 | 50 | 75 | A | 40 | 1 | 45016204 | SBR 50 A 40 |
| | | | | 60 | 1 | 45016206 | SBR 50 A 60 |
| | | | | 80 | 1 | 45016208 | SBR 50 A 80 |
| | | | | 100 | 1 | 45016210 | SBR 50 A 100 |
| | | | | 120 | 1 | 45016212 | SBR 50 A 120 |
| | | | | 150 | 1 | 45016215 | SBR 50 A 150 |

*Continued on next page*

| T [mm] | Length [m] | D [mm] | Abrasive | Grit size | | Item no. | Designation |
|---|---|---|---|---|---|---|---|
| 50 | 50 | 75 | A | 180 | 1 | 45016218 | SBR 50 A 180 |
| | | | | 220 | 1 | 45016220 | SBR 50 A 220 |
| | | | | 240 | 1 | 45016224 | SBR 50 A 240 |
| | | | | 320 | 1 | 45016232 | SBR 50 A 320 |
| | | | | 400 | 1 | 45016240 | SBR 50 A 400 |
| | | | | 600 | 1 | 45016260 | SBR 50 A 600 |
| 100 | 50 | 75 | A | 40 | 1 | 45016304 | SBR 100 A 40 |
| | | | | 60 | 1 | 45016306 | SBR 100 A 60 |
| | | | | 80 | 1 | 45016308 | SBR 100 A 80 |
| | | | | 100 | 1 | 45016310 | SBR 100 A 100 |
| | | | | 120 | 1 | 45016312 | SBR 100 A 120 |
| | | | | 150 | 1 | 45016315 | SBR 100 A 150 |
| | | | | 180 | 1 | 45016318 | SBR 100 A 180 |
| | | | | 240 | 1 | 45016324 | SBR 100 A 240 |
| | | | | 320 | 1 | 45016332 | SBR 100 A 320 |
| | | | | 400 | 1 | 45016340 | SBR 100 A 400 |

## Shop rolls SBR-P

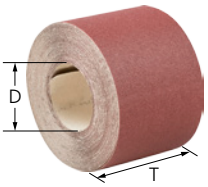


### Paper, aluminium oxide A type

The abrasive material aluminium oxide A is the low-cost alternative for normal workloads when working on painted wooden and metal surfaces.



**Special features:**
- Highly flexible, enabling optimal adjustment to the contour.
- Little wear due to high tear strength and very good grain adhesion.

| T [mm] | Length [m] | D [mm] | Abrasive | Grit size | | Item no. | Designation |
|---|---|---|---|---|---|---|---|
| 115 | 25 | 75 | A | 40 | 1 | 45016534 | SBR-P 115 A 40 |
| | | | | 60 | 1 | 45016536 | SBR-P 115 A 60 |
| | | | | 80 | 1 | 45016538 | SBR-P 115 A 80 |
| | | | | 100 | 1 | 45016540 | SBR-P 115 A 100 |
| | | | | 120 | 1 | 45016542 | SBR-P 115 A 120 |
| | | | | 150 | 1 | 45016545 | SBR-P 115 A 150 |



## SRH 1 version

Holder for wall mounting: for storing and tearing off to the required length as necessary.

**Special features:**
- Enables the shop rolls to be stored correctly.

| Number of rolls | Suitable for roll width [mm] | Suitable for roll diameter [mm] | | Item no. | Designation |
|---|---|---|---|---|---|
| 1 | 25, 38, 40, 50 | 380 | 1 | 42990001 | SRH 1 |



## SRH 5 version

Holder for wall mounting: for storing and tearing off to the required length as necessary. Various roll sizes can be combined with each other as desired.

**Special features:**
- Enables the shop rolls to be stored correctly.

| Number of rolls | Suitable for roll width [mm] | Suitable for roll diameter [mm] | | Item no. | Designation |
|---|---|---|---|---|---|
| 5 | 25, 38, 40, 50 | 260 | 1 | 42990007 | SRH 5 |



# POLINOX non-woven shop rolls VBR




## Aluminium oxide A and silicon carbide SiC types

Suitable for very fine grinding on small to large surfaces and contours, and for manually cleaning metal and painted surfaces. Achieve matt and satin-finished surfaces. Highly open structure.



**Special features:**
- Highly flexible, enabling optimal adjustment to the contour.
- Hard-to-reach areas can be accessed.

| T [mm] | Length [m] | Abrasive | Grit size | | Item no. | Designation |
|---|---|---|---|---|---|---|
| 100 | 10 | A | 80 | 1 | 45018308 | VBR 100 A 80 |
| | | | 100 | 1 | 45018310 | VBR 100 A 100 |
| | | | 180 | 1 | 45018318 | VBR 100 A 180 |
| | | | 280 | 1 | 45018328 | VBR 100 A 280 |
| | | SiC | 400 | 1 | 45018440 | VBR 100 SiC 400 |

# Flexible abrasives
## Abrasive cord



### AC type

High flexibility, therefore ideal for very fine deburring and finishing work in hard-to-reach places. Especially recommended for work on very small holes, grooves and cut-outs in tool and mould-making. Available in aluminium oxide A and silicon carbide SiC.



**Special features:**
- Highly flexible, enabling optimal adjustment to the contour.
- Little wear due to high tear strength and very good grain adhesion.
- The abrasive cord can be shortened to the required length.

| Diameter [mm] | Length [m] | Grit size | | Item no. | Designation |
|---|---|---|---|---|---|
| **Silicon carbide SiC** | | | | | |
| 0.5 | 15 | 200 | 1 | 45019001 | AC 0,5 mm x 15 m SiC 200 |
| **Aluminium oxide A** | | | | | |
| 0.8 | 15 | 200 | 1 | 45019002 | AC 0.8 mm x 15 m A 200 |
| 1 | 15 | 180 | 1 | 45019003 | AC 1,0 mm x 15 m A 180 |
| 1.4 | 15 | 150 | 1 | 45019004 | AC 1,4 mm x 15 m A 150 |
| 1.8 | 15 | 180 | 1 | 45019005 | AC 1,8 mm x 15 m A 180 |
| 2.1 | 15 | 120 | 1 | 45019006 | AC 2,1 mm x 15 m A 120 |

## Hook and loop-backed abrasive discs KSS

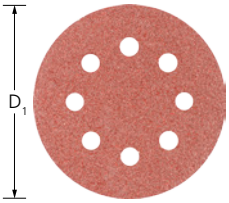


### Aluminium oxide A version

Hook and loop-backed abrasive discs are suitable for fine grinding large surfaces with eccentric orbital sanders and for general use on metal, wood, plastic and paint. For general grinding work from coarse to fine grinding in industry and professional trades.

**Special features:**
- High economic efficiency thanks to quick tool-changing and high grinding performance.
- Maximum tool life through reduced clogging.

| $D_1$ [mm] | Holes | Abrasive | Grit size | | Item no. | Designation |
|---|---|---|---|---|---|---|
| 125 | - | A | 40 | 25 | 45017760 | KSS 125 O L A 40 |
| | | | 60 | 25 | 45017761 | KSS 125 O L A 60 |
| | | | 80 | 25 | 45017762 | KSS 125 O L A 80 |
| | | | 100 | 25 | 45017763 | KSS 125 O L A 100 |
| | | | 120 | 25 | 45017764 | KSS 125 O L A 120 |
| | | | 150 | 25 | 45017765 | KSS 125 O L A 150 |
| | 8 | A | 40 | 25 | 45017004 | KSS 125 8 L A 40 |
| | | | 60 | 25 | 45017006 | KSS 125 8 L A 60 |
| | | | 80 | 25 | 45017008 | KSS 125 8 L A 80 |
| | | | 100 | 25 | 45017010 | KSS 125 8 L A 100 |
| | | | 120 | 25 | 45017012 | KSS 125 8 L A 120 |
| | | | 150 | 25 | 45017015 | KSS 125 8 L A 150 |
| | | | 180 | 25 | 45017018 | KSS 125 8 L A 180 |
| | | | 240 | 25 | 45017024 | KSS 125 8 L A 240 |
| | | | 320 | 25 | 45017032 | KSS 125 8 L A 320 |
| | | | 400 | 25 | 45017040 | KSS 125 8 L A 400 |

*Continued on next page*

# Flexible abrasives
## Hook and loop-backed abrasive discs KSS

| $D_1$ [mm] | Holes | Abrasive | Grit size | | Item no. | Designation |
|---|---|---|---|---|---|---|
| 150 | - | A | 40 | 25 | 45017770 | KSS 150 O L A 40 |
| | | | 60 | 25 | 45017771 | KSS 150 O L A 60 |
| | | | 80 | 25 | 45017772 | KSS 150 O L A 80 |
| | | | 100 | 25 | 45017773 | KSS 150 O L A 100 |
| | | | 120 | 25 | 45017774 | KSS 150 O L A 120 |
| | | | 150 | 25 | 45017775 | KSS 150 O L A 150 |
| | | | 180 | 25 | 45017776 | KSS 150 O L A 180 |
| | | | 240 | 25 | 45017777 | KSS 150 O L A 240 |
| | 6 | A | 40 | 25 | 45017104 | KSS 150 6 L A 40 |
| | | | 60 | 25 | 45017106 | KSS 150 6 L A 60 |
| | | | 80 | 25 | 45017108 | KSS 150 6 L A 80 |
| | | | 100 | 25 | 45017110 | KSS 150 6 L A 100 |
| | | | 120 | 25 | 45017112 | KSS 150 6 L A 120 |
| | | | 150 | 25 | 45017115 | KSS 150 6 L A 150 |
| | | | 180 | 25 | 45017118 | KSS 150 6 L A 180 |
| | | | 240 | 25 | 45017124 | KSS 150 6 L A 240 |
| | | | 320 | 25 | 45017132 | KSS 150 6 L A 320 |
| | | | 400 | 25 | 45017140 | KSS 150 6 L A 400 |
| | 8 | A | 40 | 25 | 45017144 | KSS 150 8 L A 40 |
| | | | 60 | 25 | 45017146 | KSS 150 8 L A 60 |
| | | | 80 | 25 | 45017148 | KSS 150 8 L A 80 |
| | | | 100 | 25 | 45017150 | KSS 150 8 L A 100 |
| | | | 120 | 25 | 45017152 | KSS 150 8 L A 120 |
| | | | 150 | 25 | 45017155 | KSS 150 8 L A 150 |

## Hook and loop-backed abrasive discs KSS-NET




### Aluminium oxide A version

NET Hook and loop-backed abrasive discs consist of a netting fabric to which the abrasive grit is stuck using a powerful binding technique, which makes it very robust. For dust-free, general grinding work on medium-sized and large surfaces.



**Special features:**
- Very long tool life and high stock removal rate.
- Achieves very fine, even surfaces. Dust-free work thanks to good extraction capability.
- Durable netting structure with high tear strength and edge stability.

| $D_1$ [mm] | Abrasive | Grit size | | Item no. | Designation |
|---|---|---|---|---|---|
| 125 | A | 80 | 25 | 45018001 | KSS NET 125 A 80 |
| | | 100 | 25 | 45018002 | KSS NET 125 A 100 |
| | | 120 | 25 | 45018003 | KSS NET 125 A 120 |
| | | 150 | 25 | 45018004 | KSS NET 125 A 150 |
| | | 180 | 25 | 45018005 | KSS NET 125 A 180 |
| | | 240 | 25 | 45018006 | KSS NET 125 A 240 |
| | | 320 | 25 | 45018007 | KSS NET 125 A 320 |
| | | 400 | 25 | 45018008 | KSS NET 125 A 400 |
| | | 600 | 25 | 45018009 | KSS NET 125 A 600 |
| | | 800 | 25 | 45018010 | KSS NET 125 A 800 |

*Continued on next page*

| $D_1$ [mm] | Abrasive | Grit size | | Item no. | Designation |
|---|---|---|---|---|---|
| 125 | A | 1000 | 25 | 45018011 | KSS NET 125 A 1000 |
| 150 | A | 80 | 25 | 45018012 | KSS NET 150 A 80 |
| | | 100 | 25 | 45018013 | KSS NET 150 A 100 |
| | | 120 | 25 | 45018014 | KSS NET 150 A 120 |
| | | 150 | 25 | 45018015 | KSS NET 150 A 150 |
| | | 180 | 25 | 45018016 | KSS NET 150 A 180 |
| | | 240 | 25 | 45018017 | KSS NET 150 A 240 |
| | | 320 | 25 | 45018018 | KSS NET 150 A 320 |
| | | 400 | 25 | 45018019 | KSS NET 150 A 400 |
| | | 600 | 25 | 45018020 | KSS NET 150 A 600 |
| | | 800 | 25 | 45018021 | KSS NET 150 A 800 |
| | | 1000 | 25 | 45018022 | KSS NET 150 A 1000 |

## Hook and loop-backed abrasive disc holder




### Hook and loop-backed abrasive disc holder

The holder is suitable for general use with various different eccentric orbital sanders with 5/16" thread. When used with NET hook and loop-backed abrasive discs, this backing pad has particular advantages.

**Special features:**
- Clean, low-dust working environment. Suitable for general use due to multiple holes.
- Compatible with a lot of eccentric orbital sanders and hook and loop discs.
- Extremely strong, durable hook and loop system.

| $D_1$ [mm] | T [mm] | L [mm] | Thread | Suitable for hook and loop-backed abrasive disc diameter [mm] | | Item no. | Designation |
|---|---|---|---|---|---|---|---|
| 125 | 10 | 9 | 5/16-24 UNF | 125 | 1 | 45017778 | KSS-H 125-5/16 |
| 150 | 10 | 9 | 5/16-24 UNF | 150 | 1 | 45017779 | KSS-H 150-5/16 |

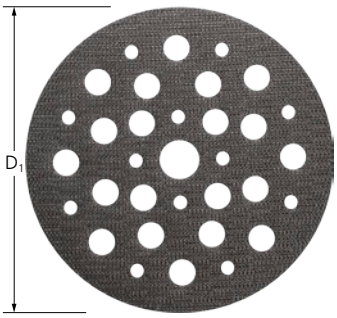


### Protective pad for hook and loop-backed abrasive disc holders

The protective pad protects the backing pad against premature wear and can be used with any type of hook and loop-backed abrasive disc pad. The series of holes in the protective pads for hook and loop-backed abrasive disc holders enables the grinding dust to be extracted very effectively.

**Special features:**
- Clean, low-dust working environment. Suitable for general use due to multiple holes.
- Compatible with a lot of eccentric orbital sanders, hook and loop-backed abrasive disc holders and hook and loop discs.
- Extremely strong, durable hook and loop system.

| $D_1$ [mm] | Suitable for hook and loop-backed abrasive disc diameter [mm] | | Item no. | Designation |
|---|---|---|---|---|
| 125 | 125 | 5 | 45017780 | KSS-PP 125 |
| 150 | 150 | 5 | 45017781 | KSS-PP 150 |

# Abrasive spiral bands
## General information

PFERD TOOLS

### The quick way to find the perfect tool

| Material group ▾ | | | Abrasive ▸ Aluminium oxide A | Zircon Z | Zircon Z-COOL | Ceramic oxide grain CO-COOL | Silicon carbide SiC |
|---|---|---|---|---|---|---|---|
| Steel, cast steel | Non-hardened, non-heat-treated steels | Construction steels, carbon steels, tool steels, non-alloyed steels, cast steel | ● | ○ | | ● | |
| | Hardened, heat-treated steels | Tool steels, tempering steels, alloyed steels, cast steel | ○ | ● | | ● | |
| Stainless steel (INOX) | Rust and acidresistant steels | Austenitic and ferritic stainless steels | | ○ | ● | ● | |
| Non-ferrous metals | Soft non-ferrous metals, non-ferrous metals | Soft aluminium alloys | ○ | | ○ | ○ | |
| | | Brass, copper, zinc | ● | ○ | ○ | | |
| | Hard non-ferrous metals | Hard aluminium alloys | ● | ○ | ○ | | ○ |
| | | Bronze, titanium | | ○ | ● | ● | ● |
| | High-temperature-resistant materials | Nickel-based and cobalt-based alloys | | ○ | ● | ● | |
| Cast iron | Grey cast iron, white cast iron | Cast iron with flake graphite EN-GJL (GG), with nodular graphite/nodular cast iron EN-GJS (GGG), white annealed cast iron EN-GJMW (GTW), black annealed cast iron EN-GJMB (GTS) | ● | ○ | | | |
| Plastics, other materials | | Fibre-reinforced plastics, thermoplastics, wood, chipboard, paint | ● | | | | ● |

● = highly suitable ○ = suitable

4

### Safety notes

- The maximum permitted peripheral speed is 30 m/s.
- For safety reasons, the maximum permitted rotational speed indicated must never be exceeded.
- Do not allow abrasive spiral bands to protrude beyond the rubber drum holder.


Wear eye protection!


Wear hearing protection!


Wear gloves!


Wear a dust mask!


Follow the safety instructions!



# Abrasive spiral bands
## Small pack KSB




### Aluminium oxide A version

For general applications from coarse to fine grinding.



**Special features:**

- The abrasive spiral band is firmly held in place on the rubber drum holder as the holder expands during use. The rubber drum holder must be ordered separately.
- Outstanding tool life due to special manufacturing process – even under the most demanding operating conditions.
- Maximum economic efficiency thanks to particularly high stock removal rate and aggressive abrasive quality.

| D [mm] | T [mm] | Abrasive | Grit size | Opt. RPM | | Item no. | Designation |
|---|---|---|---|---|---|---|---|
| **Cylindrical shape** | | | | | | | |
| 10 | 10 | A | 150 | 30,000 – 44,000 | 25 | 42231115 | KSB 1010 A 150 |
| | 20 | A | 80 | 30,000 – 44,000 | 25 | 42232108 | KSB 1020 A 80 |
| | | | 150 | 30,000 – 44,000 | 25 | 42232115 | KSB 1020 A 150 |
| | | | 240 | 30,000 – 44,000 | 25 | 42232124 | KSB 1020 A 240 |
| 13 | 10 | A | 80 | 30,000 – 44,000 | 25 | 42233108 | KSB 1310 A 80 |
| | | | 150 | 30,000 – 44,000 | 25 | 42233115 | KSB 1310 A 150 |
| | 25 | A | 80 | 30,000 – 44,000 | 25 | 42234108 | KSB 1325 A 80 |
| | | | 150 | 30,000 – 44,000 | 25 | 42234115 | KSB 1325 A 150 |
| 15 | 10 | A | 60 | 26,000 – 36,000 | 25 | *42235105* | KSB 1510 A 60 |
| | | | 80 | 26,000 – 36,000 | 25 | 42235108 | KSB 1510 A 80 |
| | 30 | A | 50 | 26,000 – 36,000 | 25 | 42236103 | KSB 1530 A 50 |
| | | | 60 | 26,000 – 36,000 | 25 | 42236105 | KSB 1530 A 60 |
| | | | 80 | 26,000 – 36,000 | 25 | 42236108 | KSB 1530 A 80 |
| | | | 150 | 26,000 – 36,000 | 25 | 42236115 | KSB 1530 A 150 |
| | | | 240 | 26,000 – 36,000 | 25 | 42236124 | KSB 1530 A 240 |
| 19 | 25 | A | 60 | 20,000 – 30,000 | 25 | 42236505 | KSB 1925 A 60 |
| | | | 80 | 20,000 – 30,000 | 25 | 42236508 | KSB 1925 A 80 |
| | | | 150 | 20,000 – 30,000 | 25 | 42236515 | KSB 1925 A 150 |
| | | | 240 | 20,000 – 30,000 | 25 | 42236524 | KSB 1925 A 240 |
| 22 | 20 | A | 50 | 18,000 – 26,000 | 25 | 42237104 | KSB 2220 A 50 |
| | | | 60 | 18,000 – 26,000 | 25 | 42237105 | KSB 2220 A 60 |
| | | | 80 | 18,000 – 26,000 | 25 | 42237108 | KSB 2220 A 80 |
| | | | 150 | 18,000 – 26,000 | 25 | 42237115 | KSB 2220 A 150 |
| 25 | 25 | A | 60 | 16,000 – 22,900 | 25 | 42237505 | KSB 2525 A 60 |
| | | | 80 | 16,000 – 22,900 | 25 | 42237508 | KSB 2525 A 80 |
| | | | 150 | 16,000 – 22,900 | 25 | 42237515 | KSB 2525 A 150 |
| 30 | 20 | A | 40 | 13,000 – 19,100 | 25 | 42238104 | KSB 3020 A 40 |
| | | | 60 | 13,000 – 19,100 | 25 | 42238105 | KSB 3020 A 60 |
| | | | 80 | 13,000 – 19,100 | 25 | 42238108 | KSB 3020 A 80 |
| | | | 150 | 13,000 – 19,100 | 25 | 42238115 | KSB 3020 A 150 |
| | 30 | A | 40 | 13,000 – 19,100 | 25 | 42239104 | KSB 3030 A 40 |
| | | | 50 | 13,000 – 19,100 | 25 | 42239103 | KSB 3030 A 50 |
| | | | 60 | 13,000 – 19,100 | 25 | 42239105 | KSB 3030 A 60 |
| | | | 80 | 13,000 – 19,100 | 25 | 42239108 | KSB 3030 A 80 |
| | | | 150 | 13,000 – 19,100 | 25 | 42239115 | KSB 3030 A 150 |
| 38 | 25 | A | 40 | 10,000 – 15,900 | 25 | 42239504 | KSB 3825 A 40 |
| | | | 60 | 10,000 – 15,900 | 25 | 42239505 | KSB 3825 A 60 |
| | | | 80 | 10,000 – 15,900 | 25 | 42239508 | KSB 3825 A 80 |
| 45 | 30 | A | 40 | 8,500 – 12,700 | 10 | 42240104 | KSB 4530 A 40 |
| | | | 50 | 8,500 – 12,700 | 10 | 42240103 | KSB 4530 A 50 |

*Continued on next page*



*Discontinued product*

# Abrasive spiral bands
## Small pack KSB

| D [mm] | T [mm] | Abrasive | Grit size | Opt. RPM | | Item no. | Designation |
|---|---|---|---|---|---|---|---|
| 45 | 30 | A | 60 | 8,500 – 12,700 | 10 | 42240105 | KSB 4530 A 60 |
| | | | 80 | 8,500 – 12,700 | 10 | 42240108 | KSB 4530 A 80 |
| | | | 150 | 8,500 – 12,700 | 10 | 42240115 | KSB 4530 A 150 |
| 51 | 25 | A | 40 | 7,500 – 11,200 | 10 | 42240504 | KSB 5125 A 40 |
| | | | 60 | 7,500 – 11,200 | 10 | 42240505 | KSB 5125 A 60 |
| | | | 80 | 7,500 – 11,200 | 10 | 42240508 | KSB 5125 A 80 |
| | | | 150 | 7,500 – 11,200 | 10 | 42240515 | KSB 5125 A 150 |
| 60 | 30 | A | 40 | 6,500 – 9,500 | 10 | 42241104 | KSB 6030 A 40 |
| | | | 50 | 6,500 – 9,500 | 10 | 42241103 | KSB 6030 A 50 |
| | | | 60 | 6,500 – 9,500 | 10 | 42241105 | KSB 6030 A 60 |
| | | | 80 | 6,500 – 9,500 | 10 | 42241108 | KSB 6030 A 80 |
| | | | 150 | 6,500 – 9,500 | 10 | 42241115 | KSB 6030 A 150 |
| 75 | 30 | A | 40 | 5,000 – 7,600 | 10 | 42242104 | KSB 7530 A 40 |
| | | | 60 | 5,000 – 7,600 | 10 | 42242105 | KSB 7530 A 60 |



## Bulk pack GSB




### Aluminium oxide A version

For general applications from coarse to fine grinding. The packaging size is ideally suited to industrial requirements.



**Special features:**

- The abrasive spiral band is firmly held in place on the rubber drum holder as the holder expands during use. The rubber drum holder must be ordered separately.
- Outstanding tool life due to special manufacturing process – even under the most demanding operating conditions.
- Maximum economic efficiency thanks to particularly high stock removal rate and aggressive abrasive quality.

| D [mm] | J [mm] | T [mm] | Abrasive | Grit size | Opt. RPM | | Item no. | Designation |
|---|---|---|---|---|---|---|---|---|
| **Cylindrical shape** | | | | | | | | |
| 4 | - | 10 | A | 150 | 30,000 – 55,000 | 100 | 42200415 | GSB 0410 A 150 |
| 6 | - | 10 | A | 150 | 30,000 – 55,000 | 100 | 42200615 | GSB 0610 A 150 |
| 8 | - | 10 | A | 150 | 30,000 – 55,000 | 100 | 42200815 | GSB 0810 A 150 |
| 10 | - | 10 | A | 80 | 30,000 – 44,000 | 100 | 42201108 | GSB 1010 A 80 |
| | | | | 150 | 30,000 – 44,000 | 100 | 42201115 | GSB 1010 A 150 |
| | | 20 | A | 60 | 30,000 – 44,000 | 100 | 42202106 | GSB 1020 A 60 |
| | | | | 80 | 30,000 – 44,000 | 100 | 42202108 | GSB 1020 A 80 |
| | | | | 150 | 30,000 – 44,000 | 100 | 42202115 | GSB 1020 A 150 |
| | | | | 240 | 30,000 – 44,000 | 100 | 42202124 | GSB 1020 A 240 |
| 13 | - | 10 | A | 80 | 30,000 – 44,000 | 100 | 42203108 | GSB 1310 A 80 |
| | | | | 150 | 30,000 – 44,000 | 100 | 42203115 | GSB 1310 A 150 |
| | | 25 | A | 80 | 30,000 – 44,000 | 100 | 42204108 | GSB 1325 A 80 |
| | | | | 150 | 30,000 – 44,000 | 100 | 42204115 | GSB 1325 A 150 |
| 15 | - | 10 | A | 60 | 26,000 – 36,000 | 100 | 42205105 | GSB 1510 A 60 |
| | | | | 80 | 26,000 – 36,000 | 100 | 42205108 | GSB 1510 A 80 |
| | | | | 150 | 26,000 – 36,000 | 100 | 42205115 | GSB 1510 A 150 |
| | | 30 | A | 50 | 26,000 – 36,000 | 100 | 42206103 | GSB 1530 A 50 |
| | | | | 60 | 26,000 – 36,000 | 100 | 42206105 | GSB 1530 A 60 |

*Continued on next page*

# Abrasive spiral bands
## Bulk pack GSB

PFERD TOOLS

| D [mm] | J [mm] | T [mm] | Abrasive | Grit size | Opt. RPM | | Item no. | Designation |
|---|---|---|---|---|---|---|---|---|
| 15 | - | 30 | A | 80 | 26,000 – 36,000 | 100 | 42206108 | GSB 1530 A 80 |
| | | | | 150 | 26,000 – 36,000 | 100 | 42206115 | GSB 1530 A 150 |
| | | | | 240 | 26,000 – 36,000 | 100 | 42206124 | GSB 1530 A 240 |
| 19 | - | 25 | A | 60 | 20,000 – 30,000 | 100 | 42206505 | GSB 1925 A 60 |
| | | | | 80 | 20,000 – 30,000 | 100 | 42206508 | GSB 1925 A 80 |
| | | | | 150 | 20,000 – 30,000 | 100 | 42206515 | GSB 1925 A 150 |
| 22 | - | 20 | A | 50 | 18,000 – 26,000 | 100 | 42207104 | GSB 2220 A 50 |
| | | | | 60 | 18,000 – 26,000 | 100 | 42207105 | GSB 2220 A 60 |
| | | | | 80 | 18,000 – 26,000 | 100 | 42207108 | GSB 2220 A 80 |
| | | | | 150 | 18,000 – 26,000 | 100 | 42207115 | GSB 2220 A 150 |
| | | | | 240 | 18,000 – 26,000 | 100 | 42207124 | GSB 2220 A 240 |
| 25 | - | 25 | A | 60 | 16,000 – 22,900 | 100 | 42207505 | GSB 2525 A 60 |
| | | | | 80 | 16,000 – 22,900 | 100 | 42207508 | GSB 2525 A 80 |
| | | | | 150 | 16,000 – 22,900 | 100 | 42207515 | GSB 2525 A 150 |
| 30 | - | 20 | A | 40 | 13,000 – 19,100 | 100 | 42208104 | GSB 3020 A 40 |
| | | | | 60 | 13,000 – 19,100 | 100 | 42208105 | GSB 3020 A 60 |
| | | | | 80 | 13,000 – 19,100 | 100 | 42208108 | GSB 3020 A 80 |
| | | | | 150 | 13,000 – 19,100 | 100 | 42208115 | GSB 3020 A 150 |
| | | 30 | A | 40 | 13,000 – 19,100 | 100 | 42209104 | GSB 3030 A 40 |
| | | | | 50 | 13,000 – 19,100 | 100 | 42209103 | GSB 3030 A 50 |
| | | | | 60 | 13,000 – 19,100 | 100 | 42209105 | GSB 3030 A 60 |
| | | | | 80 | 13,000 – 19,100 | 100 | 42209108 | GSB 3030 A 80 |
| | | | | 150 | 13,000 – 19,100 | 100 | 42209115 | GSB 3030 A 150 |
| | | | | 240 | 13,000 – 19,100 | 100 | 42209124 | GSB 3030 A 240 |
| 38 | - | 25 | A | 40 | 10,000 – 15,900 | 100 | 42209504 | GSB 3825 A 40 |
| | | | | 60 | 10,000 – 15,900 | 100 | 42209505 | GSB 3825 A 60 |
| | | | | 80 | 10,000 – 15,900 | 100 | 42209508 | GSB 3825 A 80 |
| | | | | 150 | 10,000 – 15,900 | 100 | 42209515 | GSB 3825 A 150 |
| 45 | - | 30 | A | 40 | 8,500 – 12,700 | 100 | 42210104 | GSB 4530 A 40 |
| | | | | 50 | 8,500 – 12,700 | 100 | 42210103 | GSB 4530 A 50 |
| | | | | 60 | 8,500 – 12,700 | 100 | 42210105 | GSB 4530 A 60 |
| | | | | 80 | 8,500 – 12,700 | 100 | 42210108 | GSB 4530 A 80 |
| | | | | 150 | 8,500 – 12,700 | 100 | 42210115 | GSB 4530 A 150 |
| | | | | 240 | 8,500 – 12,700 | 100 | 42210124 | GSB 4530 A 240 |
| 51 | - | 25 | A | 40 | 7,500 – 11,200 | 100 | 42210504 | GSB 5125 A 40 |
| | | | | 60 | 7,500 – 11,200 | 100 | 42210505 | GSB 5125 A 60 |
| | | | | 80 | 7,500 – 11,200 | 100 | 42210508 | GSB 5125 A 80 |
| | | | | 150 | 7,500 – 11,200 | 100 | 42210515 | GSB 5125 A 150 |
| 60 | - | 30 | A | 40 | 6,500 – 9,500 | 100 | 42211104 | GSB 6030 A 40 |
| | | | | 50 | 6,500 – 9,500 | 100 | 42211103 | GSB 6030 A 50 |
| | | | | 60 | 6,500 – 9,500 | 100 | 42211105 | GSB 6030 A 60 |
| | | | | 80 | 6,500 – 9,500 | 100 | 42211108 | GSB 6030 A 80 |
| | | | | 150 | 6,500 – 9,500 | 100 | 42211115 | GSB 6030 A 150 |
| 75 | - | 30 | A | 40 | 5,000 – 7,600 | 100 | 42212104 | GSB 7530 A 40 |
| | | | | 60 | 5,000 – 7,600 | 100 | 42212105 | GSB 7530 A 60 |
| | | | | 80 | 5,000 – 7,600 | 100 | 42212108 | GSB 7530 A 80 |
| | | | | 150 | 5,000 – 7,600 | 100 | 42212115 | GSB 7530 A 150 |
| 100 | - | 40 | A | 40 | 4,000 – 5,700 | 50 | 42213104 | GSB 10040 A 40 |
| | | | | 60 | 4,000 – 5,700 | 50 | 42213105 | GSB 10040 A 60 |
| | | | | 80 | 4,000 – 5,700 | 50 | 42213108 | GSB 10040 A 80 |
| | | | | 150 | 4,000 – 5,700 | 50 | 42213115 | GSB 10040 A 150 |

*Continued on next page*

# Abrasive spiral bands
## Bulk pack GSB

| D [mm] | J [mm] | T [mm] | Abrasive | Grit size | Opt. RPM | | Item no. | Designation |
|---|---|---|---|---|---|---|---|---|
| **Conical shape** | | | | | | | | |
| 20 | 14 | 63 | A | 40 | 19,000 – 26,000 | 100 | 42214104 | GSB 201463 A 40 |
| | | | | 60 | 19,000 – 26,000 | 100 | 42214105 | GSB 201463 A 60 |
| | | | | 80 | 19,000 – 26,000 | 100 | 42214108 | GSB 201463 A 80 |
| | | | | 150 | 19,000 – 26,000 | 100 | 42214115 | GSB 201463 A 150 |
| | | | | 240 | 19,000 – 26,000 | 100 | 42214124 | GSB 201463 A 240 |
| 29 | 22 | 30 | A | 40 | 13,000 – 19,100 | 100 | 42215104 | GSB 292230 A 40 |
| | | | | 60 | 13,000 – 19,100 | 100 | 42215105 | GSB 292230 A 60 |
| | | | | 80 | 13,000 – 19,100 | 100 | 42215108 | GSB 292230 A 80 |
| | | | | 150 | 13,000 – 19,100 | 100 | 42215115 | GSB 292230 A 150 |
| 36 | 22 | 60 | A | 40 | 10,000 – 15,900 | 100 | 42216104 | GSB 362260 A 40 |
| | | | | 60 | 10,000 – 15,900 | 100 | 42216105 | GSB 362260 A 60 |
| | | | | 80 | 10,000 – 15,900 | 100 | 42216108 | GSB 362260 A 80 |
| | | | | 150 | 10,000 – 15,900 | 100 | 42216115 | GSB 362260 A 150 |




## Zirconia alumina Z version

For coarse grinding work with a high stock removal rate and a long tool life. The packaging size is ideally suited to industrial requirements.



**Special features:**

- The abrasive spiral band is firmly held in place on the rubber drum holder as the holder expands during use. The rubber drum holder must be ordered separately.
- Outstanding tool life due to special manufacturing process – even under the most demanding operating conditions.
- Maximum economic efficiency thanks to particularly high stock removal rate and aggressive abrasive quality.

| D [mm] | J [mm] | T [mm] | Abrasive | Grit size | Opt. RPM | | Item no. | Designation |
|---|---|---|---|---|---|---|---|---|
| **Cylindrical shape** | | | | | | | | |
| 13 | - | 25 | Z | 50 | 30,000 – 44,000 | 100 | 42217063 | GSB 1325 Z 50 |
| | | | | 60 | 30,000 – 44,000 | 100 | 42217064 | GSB 1325 Z 60 |
| | | | | 80 | 30,000 – 44,000 | 100 | 42217065 | GSB 1325 Z 80 |
| | | | | 120 | 30,000 – 44,000 | 100 | 42217066 | GSB 1325 Z 120 |
| 19 | - | 25 | Z | 40 | 20,000 – 30,000 | 100 | 42217092 | GSB 1925 Z 40 |
| | | | | 50 | 20,000 – 30,000 | 100 | 42217093 | GSB 1925 Z 50 |
| | | | | 60 | 20,000 – 30,000 | 100 | 42217094 | GSB 1925 Z 60 |
| | | | | 80 | 20,000 – 30,000 | 100 | 42217095 | GSB 1925 Z 80 |
| | | | | 120 | 20,000 – 30,000 | 100 | 42217096 | GSB 1925 Z 120 |
| 25 | - | 25 | Z | 36 | 16,000 – 22,900 | 100 | 42217111 | GSB 2525 Z 36 |
| | | | | 40 | 16,000 – 22,900 | 100 | 42217112 | GSB 2525 Z 40 |
| | | | | 50 | 16,000 – 22,900 | 100 | 42217113 | GSB 2525 Z 50 |
| | | | | 60 | 16,000 – 22,900 | 100 | 42217114 | GSB 2525 Z 60 |
| | | | | 80 | 16,000 – 22,900 | 100 | 42217115 | GSB 2525 Z 80 |
| | | | | 120 | 16,000 – 22,900 | 100 | 42217116 | GSB 2525 Z 120 |
| 30 | - | 30 | Z | 36 | 13,000 – 19,100 | 100 | 42217131 | GSB 3030 Z 36 |
| | | | | 40 | 13,000 – 19,100 | 100 | 42217132 | GSB 3030 Z 40 |
| | | | | 50 | 13,000 – 19,100 | 100 | 42217133 | GSB 3030 Z 50 |
| | | | | 60 | 13,000 – 19,100 | 100 | 42217134 | GSB 3030 Z 60 |
| | | | | 80 | 13,000 – 19,100 | 100 | 42217135 | GSB 3030 Z 80 |
| 38 | - | 25 | Z | 36 | 10,000 – 15,900 | 100 | 42217141 | GSB 3825 Z 36 |

*Continued on next page*

# Abrasive spiral bands
## Bulk pack GSB

| D [mm] | J [mm] | T [mm] | Abrasive | Grit size | Opt. RPM | | Item no. | Designation |
|---|---|---|---|---|---|---|---|---|
| 38 | - | 25 | Z | 40 | 10,000 – 15,900 | 100 | 42217142 | GSB 3825 Z 40 |
| | | | | 50 | 10,000 – 15,900 | 100 | 42217143 | GSB 3825 Z 50 |
| | | | | 60 | 10,000 – 15,900 | 100 | 42217144 | GSB 3825 Z 60 |
| | | | | 80 | 10,000 – 15,900 | 100 | 42217145 | GSB 3825 Z 80 |
| | | | | 120 | 10,000 – 15,900 | 100 | 42217146 | GSB 3825 Z 120 |
| 45 | - | 30 | Z | 40 | 8,500 – 12,700 | 100 | 42217152 | GSB 4530 Z 40 |
| | | | | 50 | 8,500 – 12,700 | 100 | 42217153 | GSB 4530 Z 50 |
| | | | | 60 | 8,500 – 12,700 | 100 | 42217154 | GSB 4530 Z 60 |
| | | | | 80 | 8,500 – 12,700 | 100 | 42217155 | GSB 4530 Z 80 |
| 51 | - | 25 | Z | 36 | 7,500 – 11,200 | 100 | 42217161 | GSB 5125 Z 36 |
| | | | | 40 | 7,500 – 11,200 | 100 | 42217162 | GSB 5125 Z 40 |
| | | | | 50 | 7,500 – 11,200 | 100 | 42217163 | GSB 5125 Z 50 |
| | | | | 60 | 7,500 – 11,200 | 100 | 42217164 | GSB 5125 Z 60 |
| | | | | 80 | 7,500 – 11,200 | 100 | 42217165 | GSB 5125 Z 80 |
| | | | | 120 | 7,500 – 11,200 | 100 | 42217166 | GSB 5125 Z 120 |
| **Conical shape** | | | | | | | | |
| 20 | 14 | 63 | Z | 36 | 19,000 – 26,000 | 100 | 42217167 | GSB 201463 Z 36 |
| | | | | 50 | 19,000 – 26,000 | 100 | 42217168 | GSB 201463 Z 50 |
| | | | | 60 | 19,000 – 26,000 | 100 | 42217169 | GSB 201463 Z 60 |
| | | | | 80 | 19,000 – 26,000 | 100 | 42217170 | GSB 201463 Z 80 |
| | | | | 120 | 19,000 – 26,000 | 100 | 42217171 | GSB 201463 Z 120 |
| 29 | 22 | 30 | Z | 36 | 13,000 – 19,100 | 100 | 42217172 | GSB 292230 Z 36 |
| | | | | 50 | 13,000 – 19,100 | 100 | 42217173 | GSB 292230 Z 50 |
| | | | | 60 | 13,000 – 19,100 | 100 | 42217174 | GSB 292230 Z 60 |
| | | | | 80 | 13,000 – 19,100 | 100 | *42217175* | GSB 292230 Z 80 |
| | | | | 120 | 13,000 – 19,100 | 100 | 42217176 | GSB 292230 Z 120 |
| 36 | 22 | 60 | Z | 36 | 10,000 – 15,900 | 100 | 42217177 | GSB 362260 Z 36 |
| | | | | 60 | 10,000 – 15,900 | 100 | 42217179 | GSB 362260 Z 60 |
| | | | | 80 | 10,000 – 15,900 | 100 | *42217180* | GSB 362260 Z 80 |
| | | | | 120 | 10,000 – 15,900 | 100 | *42217181* | GSB 362260 Z120 |




## Z-COOL / A-COOL zirconia alumina version

For coarse grinding work with a high stock removal rate and cool grinding. Active grinding additives in the coating substantially improve the stock removal rate, prevent clogging and result in cooler grinding. The packaging size is ideally suited to industrial requirements.



**Special features:**

- The abrasive spiral band is firmly held in place on the rubber drum holder as the holder expands during use. The rubber drum holder must be ordered separately.
- Outstanding tool life due to special manufacturing process – even under the most demanding operating conditions.
- Maximum economic efficiency thanks to particularly high stock removal rate and aggressive abrasive quality.

| D [mm] | T [mm] | Abrasive | Grit size | Opt. RPM | | Item no. | Designation |
|---|---|---|---|---|---|---|---|
| **Cylindrical shape** | | | | | | | |
| 15 | 30 | Z-COOL | 50 | 26,000 – 36,000 | 100 | 42206183 | GSB 1530 Z-COOL 50 |
| | | | 80 | 26,000 – 36,000 | 100 | 42206188 | GSB 1530 Z-COOL 80 |
| | | Z-COOL / A-COOL | 150 | 26,000 – 36,000 | 100 | 42206285 | GSB 1530 A-COOL 150 |
| 22 | 20 | Z-COOL | 50 | 18,000 – 26,000 | 100 | 42207184 | GSB 2220 Z-COOL 50 |

*Continued on next page*

*Discontinued product*

# Abrasive spiral bands
## Bulk pack GSB

| D [mm] | T [mm] | Abrasive | Grit size | Opt. RPM | | Item no. | Designation |
|---|---|---|---|---|---|---|---|
| 22 | 20 | Z-COOL | 80 | 18,000 – 26,000 | 100 | 42207188 | GSB 2220 Z-COOL 80 |
| | | Z-COOL / A-COOL | 150 | 18,000 – 26,000 | 100 | 42207285 | GSB 2220 A-COOL 150 |
| 30 | 30 | Z-COOL | 36 | 13,000 – 19,100 | 100 | 42209182 | GSB 3030 Z-COOL 36 |
| | | | 50 | 13,000 – 19,100 | 100 | 42209183 | GSB 3030 Z-COOL 50 |
| | | | 80 | 13,000 – 19,100 | 100 | 42209188 | GSB 3030 Z-COOL 80 |
| | | Z-COOL / A-COOL | 150 | 13,000 – 19,100 | 100 | 42209285 | GSB 3030 A-COOL 150 |
| 45 | 30 | Z-COOL | 36 | 8,500 – 12,700 | 100 | 42210182 | GSB 4530 Z-COOL 36 |
| | | | 50 | 8,500 – 12,700 | 100 | 42210183 | GSB 4530 Z-COOL 50 |
| | | | 80 | 8,500 – 12,700 | 100 | 42210188 | GSB 4530 Z-COOL 80 |
| | | Z-COOL / A-COOL | 150 | 8,500 – 12,700 | 100 | 42210285 | GSB 4530 A-COOL 150 |
| 60 | 30 | Z-COOL | 36 | 6,500 – 9,500 | 100 | 42211182 | GSB 6030 Z-COOL 36 |
| | | | 50 | 6,500 – 9,500 | 100 | 42211183 | GSB 6030 Z-COOL 50 |
| | | | 80 | 6,500 – 9,500 | 100 | 42211188 | GSB 6030 Z-COOL 80 |
| | | Z-COOL / A-COOL | 150 | 6,500 – 9,500 | 100 | 42211285 | GSB 6030 A-COOL 150 |



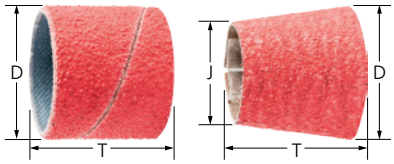


## Ceramic oxide grain CO-COOL version

Consistently high performance and aggressive grinding due to self-sharpening ceramic oxide grain. Active grinding additives improve the stock removal rate, prevent clogging and result in cooler grinding. The packaging size is ideally suited to industrial requirements.



**Special features:**

- The abrasive spiral band is firmly held in place on the rubber drum holder as the holder expands during use. The rubber drum holder must be ordered separately.
- Outstanding tool life due to special manufacturing process – even under the most demanding operating conditions.
- Maximum economic efficiency thanks to particularly high stock removal rate and aggressive abrasive quality.

| D [mm] | J [mm] | T [mm] | Abrasive | Grit size | Opt. RPM | | Item no. | Designation |
|---|---|---|---|---|---|---|---|---|
| **Cylindrical shape** | | | | | | | | |
| 10 | - | 20 | CO-COOL | 60 | 30,000 – 44,000 | 100 | 47501467 | GSB 1020 CO-COOL 60 |
| | | | | 80 | 30,000 – 44,000 | 100 | 47501485 | GSB 1020 CO-COOL 80 |
| | | | | 120 | 30,000 – 44,000 | 100 | 47501492 | GSB 1020 CO-COOL120 |
| 13 | - | 25 | CO-COOL | 60 | 30,000 – 44,000 | 100 | 42204205 | GSB 1325 CO-COOL 60 |
| | | | | 80 | 30,000 – 44,000 | 100 | 42204208 | GSB 1325 CO-COOL 80 |
| | | | | 120 | 30,000 – 44,000 | 100 | 42204212 | GSB 1325 CO-COOL 120 |
| 15 | - | 30 | CO-COOL | 60 | 26,000 – 36,000 | 100 | 42206305 | GSB 1530 CO-COOL 60 |
| | | | | 80 | 26,000 – 36,000 | 100 | 42206308 | GSB 1530 CO-COOL 80 |
| | | | | 120 | 26,000 – 36,000 | 100 | 42206312 | GSB 1530 CO-COOL 120 |
| 19 | - | 25 | CO-COOL | 36 | 20,000 – 30,000 | 100 | 42206702 | GSB 1925 CO-COOL 36 |
| | | | | 60 | 20,000 – 30,000 | 100 | 42206705 | GSB 1925 CO-COOL 60 |
| | | | | 80 | 20,000 – 30,000 | 100 | 42206708 | GSB 1925 CO-COOL 80 |
| | | | | 120 | 20,000 – 30,000 | 100 | 42206712 | GSB 1925 CO-COOL 120 |
| 22 | - | 20 | CO-COOL | 60 | 18,000 – 26,000 | 100 | 42207305 | GSB 2220 CO-COOL 60 |
| | | | | 80 | 18,000 – 26,000 | 100 | 42207308 | GSB 2220 CO-COOL 80 |
| | | | | 120 | 18,000 – 26,000 | 100 | 42207312 | GSB 2220 CO-COOL 120 |
| 25 | - | 25 | CO-COOL | 36 | 16,000 – 22,900 | 100 | 42207702 | GSB 2525 CO-COOL 36 |
| | | | | 60 | 16,000 – 22,900 | 100 | 42207705 | GSB 2525 CO-COOL 60 |
| | | | | 80 | 16,000 – 22,900 | 100 | 42207708 | GSB 2525 CO-COOL 80 |
| | | | | 120 | 16,000 – 22,900 | 100 | 42207712 | GSB 2525 CO-COOL 120 |
| 30 | - | 30 | CO-COOL | 36 | 13,000 – 19,100 | 100 | 42209302 | GSB 3030 CO-COOL 36 |

*Continued on next page*

# Abrasive spiral bands
## Bulk pack GSB

PFERD TOOLS

| D [mm] | J [mm] | T [mm] | Abrasive | Grit size | Opt. RPM | | Item no. | Designation |
|---|---|---|---|---|---|---|---|---|
| 30 | - | 30 | CO-COOL | 60 | 13,000 – 19,100 | 100 | 42209305 | GSB 3030 CO-COOL 60 |
| | | | | 80 | 13,000 – 19,100 | 100 | 42209308 | GSB 3030 CO-COOL 80 |
| | | | | 120 | 13,000 – 19,100 | 100 | 42209312 | GSB 3030 CO-COOL 120 |
| 38 | - | 25 | CO-COOL | 36 | 10,000 – 15,900 | 100 | 42209702 | GSB 3825 CO-COOL 36 |
| | | | | 60 | 10,000 – 15,900 | 100 | 42209705 | GSB 3825 CO-COOL 60 |
| | | | | 80 | 10,000 – 15,900 | 100 | 42209708 | GSB 3825 CO-COOL 80 |
| 45 | - | 30 | CO-COOL | 36 | 8,500 – 12,700 | 100 | 42210302 | GSB 4530 CO-COOL 36 |
| | | | | 60 | 8,500 – 12,700 | 100 | 42210305 | GSB 4530 CO-COOL 60 |
| | | | | 80 | 8,500 – 12,700 | 100 | 42210308 | GSB 4530 CO-COOL 80 |
| | | | | 120 | 8,500 – 12,700 | 100 | 42210312 | GSB 4530 CO-COOL 120 |
| 51 | - | 25 | CO-COOL | 36 | 7,500 – 11,200 | 100 | 42210602 | GSB 5125 CO-COOL 36 |
| | | | | 60 | 7,500 – 11,200 | 100 | 42210605 | GSB 5125 CO-COOL 60 |
| 60 | - | 30 | CO-COOL | 36 | 6,500 – 9,500 | 100 | 42211302 | GSB 6030 CO-COOL 36 |
| | | | | 60 | 6,500 – 9,500 | 100 | 42211305 | GSB 6030 CO-COOL 60 |
| | | | | 80 | 6,500 – 9,500 | 100 | 42211308 | GSB 6030 CO-COOL 80 |
| | | | | 120 | 6,500 – 9,500 | 100 | 42211312 | GSB 6030 CO-COOL 120 |
| **Conical shape** | | | | | | | | |
| 20 | 14 | 63 | CO-COOL | 36 | 19,000 – 26,000 | 100 | 42217182 | GSB 201463 CO-COOL 36 |
| | | | | 60 | 19,000 – 26,000 | 100 | 42217183 | GSB 201463 CO-COOL 60 |
| | | | | 80 | 19,000 – 26,000 | 100 | 42217184 | GSB 201463 CO-COOL 80 |
| | | | | 120 | 19,000 – 26,000 | 100 | 42217185 | GSB 201463 CO-COOL 120 |
| 29 | 22 | 30 | CO-COOL | 36 | 13,000 – 19,100 | 100 | 42217186 | GSB 292230 CO-COOL 36 |
| | | | | 60 | 13,000 – 19,100 | 100 | 42217187 | GSB 292230 CO-COOL 60 |
| | | | | 80 | 13,000 – 19,100 | 100 | 42217188 | GSB 292230 CO-COOL 80 |
| | | | | 120 | 13,000 – 19,100 | 100 | 42217189 | GSB 292230 CO-COOL 120 |
| 36 | 22 | 60 | CO-COOL | 36 | 10,000 – 15,900 | 100 | 42217190 | GSB 362260 CO-COOL 36 |
| | | | | 60 | 10,000 – 15,900 | 100 | 42217191 | GSB 362260 CO-COOL 60 |
| | | | | 80 | 10,000 – 15,900 | 100 | 42217192 | GSB 362260 CO-COOL 80 |
| | | | | 120 | 10,000 – 15,900 | 100 | 42217193 | GSB 362260 CO-COOL 120 |




## Silicon carbide SiC version

For general grinding work. Particularly recommended for use on titanium alloys. Ideally suited for use in the aircraft industry, particularly when SiC is the only abrasive approved for use. The packaging size is ideally suited to industrial requirements.



**Special features:**
- The abrasive spiral band is firmly held in place on the rubber drum holder as the holder expands during use. The rubber drum holder must be ordered separately.
- Outstanding tool life due to special manufacturing process – even under the most demanding operating conditions.
- Maximum economic efficiency thanks to particularly high stock removal rate and aggressive abrasive quality.

| D [mm] | T [mm] | Abrasive | Grit size | Opt. RPM | | Item no. | Designation |
|---|---|---|---|---|---|---|---|
| **Cylindrical shape** | | | | | | | |
| 22 | 20 | SiC | 100 | 18,000 – 26,000 | 100 | *42222100* | GSB 2220 SiC 100 |

*Discontinued product*

# Abrasive spiral bands
## Rubber drum holder GK




### Conical and cylindrical types

Matching holder for conical and cylindrical abrasive spiral bands. Rubber drum holders marked "H" are the harder type and permit grinding at higher contact pressure. They are exceptionally well-suited to work on weld seams.

**Special features:**

- The abrasive spiral band is firmly held in place on the rubber drum holder as the holder expands during use.
- Outstanding tool life due to special manufacturing process – even under the most demanding operating conditions.

| D [mm] | J [mm] | T [mm] | S [mm] | L [mm] | Hardness [Shore A] | Acc. to ISO | Max. RPM | Min. RPM [RPM] | | Item no. | Designation |
|---|---|---|---|---|---|---|---|---|---|---|---|
| **Cylindrical shape** | | | | | | | | | | | |
| 4 | - | 10 | 3 | 40 | 65–70 | - | 55,000 | 30,000 | 5 | 42100413 | GK 0410/3 |
| | | | 6 | 40 | 65–70 | - | 55,000 | 30,000 | 5 | 42100410 | GK 0410/6 |
| 6 | - | 10 | 3 | 40 | 65–70 | - | 55,000 | 30,000 | 5 | 42100613 | GK 0610/3 |
| | | | 6 | 40 | 65–70 | - | 55,000 | 30,000 | 5 | 42100610 | GK 0610/6 |
| 8 | - | 10 | 3 | 40 | 65–70 | - | 55,000 | 30,000 | 5 | 42100813 | GK 0810/3 |
| | | | 6 | 40 | 65–70 | - | 55,000 | 30,000 | 5 | 42100810 | GK 0810/6 |
| 10 | - | 10 | 6 | 35 | 65–70 | ISO 15637-1 | 44,000 | 30,000 | 5 | 42101000 | GK 1010/6 |
| | | 20 | 6 | 35 | 65–70 | ISO 15637-1 | 44,000 | 30,000 | 5 | 42102000 | GK 1020/6 |
| 13 | - | 10 | 6 | 35 | 65–70 | - | 44,000 | 30,000 | 5 | 42103000 | GK 1310/6 |
| | | 25 | 6 | 35 | 65–70 | - | 44,000 | 30,000 | 5 | 42104000 | GK 1325/6 |
| 15 | - | 10 | 6 | 35 | 65–70 | ISO 15637-1 | 36,000 | 26,000 | 5 | 42105000 | GK 1510/6 |
| | | 30 | 6 | 35 | 65–70 | ISO 15637-1 | 36,000 | 26,000 | 5 | 42106000 | GK 1530/6 |
| 19 | - | 25 | 6 | 35 | 65–70 | - | 30,000 | 20,000 | 5 | 42106500 | GK 1925/6 |
| 22 | - | 20 | 6 | 35 | 65–70 | ISO 15637-1 | 26,000 | 18,000 | 5 | 42107000 | GK 2220/6 |
| | | | | | 80 | ISO 15637-1 | 26,000 | 18,000 | 5 | 42107080 | GK 2220/6 H |
| 25 | - | 25 | 6 | 35 | 65–70 | - | 22,900 | 16,000 | 5 | 42107500 | GK 2525/6 |
| 30 | - | 20 | 6 | 35 | 65–70 | ISO 15637-1 | 19,100 | 13,000 | 5 | 42108000 | GK 3020/6 |
| | | 30 | 6 | 35 | 65–70 | ISO 15637-1 | 19,100 | 13,000 | 5 | 42109000 | GK 3030/6 |
| | | | | | 80 | ISO 15637-1 | 19,100 | 13,000 | 5 | 42109080 | GK 3030/6 H |
| 38 | - | 25 | 6 | 35 | 65–70 | - | 15,900 | 10,000 | 5 | 42109500 | GK 3825/6 |
| 45 | - | 30 | 6 | 35 | 65–70 | ISO 15637-1 | 12,700 | 8,500 | 5 | 42110000 | GK 4530/6 |
| | | | | | 80 | ISO 15637-1 | 12,700 | 8,500 | 5 | 42110080 | GK 4530/6 H |
| 51 | - | 25 | 6 | 35 | 65–70 | - | 11,200 | 7,500 | 5 | 42110500 | GK 5125/6 |
| 60 | - | 30 | 6 | 35 | 65–70 | ISO 15637-1 | 9,500 | 6,500 | 5 | 42111006 | GK 6030/6 |
| | | | 8 | 35 | 65–70 | ISO 15637-1 | 9,500 | 6,500 | 5 | 42111008 | GK 6030/8 |
| 75 | - | 30 | 8 | 35 | 65–70 | ISO 15637-1 | 7,600 | 5,000 | 5 | 42112000 | GK 7530/8 |
| 100 | - | 40 | 8 | 35 | 65–70 | ISO 15637-1 | 5,700 | 4,000 | 5 | 42113000 | GK 10040/8 |
| **Conical shape** | | | | | | | | | | | |
| 20 | 14 | 63 | 6 | 40 | 65–70 | - | 26,000 | 19,000 | 5 | 42119500 | GK 201463/6 |
| 29 | 22 | 30 | 6 | 40 | 65–70 | - | 19,100 | 13,000 | 5 | 42121000 | GK 292230/6 |
| 36 | 22 | 60 | 6 | 40 | 65–70 | - | 15,900 | 10,000 | 5 | 42122000 | GK 362260/6 |

## Safety notes

- The maximum permitted peripheral speed is 11 m/s.
- For safety reasons, the maximum permitted rotational speed indicated must never be exceeded.


Wear eye protection!


Wear hearing protection!


Wear gloves!


Wear a dust mask!


Follow the safety instructions!


Not permitted for wet grinding!



## POLIROLL cartridge rolls PR and PRK, POLICO abrasive cones PCO




### Aluminium oxide A version

Cartridge rolls and abrasive cones consisting of spirally wound, coated abrasives. For general grinding work in hard-to-reach areas on metals and other materials.



**Special features:**

- Consistently high grinding performance throughout its entire tool life thanks to ongoing exposure of fresh abrasive grain during application.
- POLIROLL/POLICO is securely fitted when in use due to self-tensioning provided by grooved, conical arbor, plus easy tool changes.
- Please order compatible arbor separately.

| D [mm] | T [mm] | Abrasive | Grit size | Opt. RPM | Max. RPM | Suitable arbors | | Item no. | Designation |
|---|---|---|---|---|---|---|---|---|---|
| **① Cylindrical shape (PR)** | | | | | | | | | |
| 6 | 25 | A | 80 | 20,000 | 25,000 | BO 3-18-3, BO 6-18-3 | 50 | 42810608 | PR 0625 A 80 |
| | | | 150 | 20,000 | 25,000 | BO 3-18-3, BO 6-18-3 | 50 | 42810615 | PR 0625 A 150 |
| | 35 | A | 80 | 20,000 | 25,000 | BO 6-24-3 | 50 | 42810708 | PR 0635 A 80 |
| | | | 150 | 20,000 | 25,000 | BO 6-24-3 | 50 | 42810715 | PR 0635 A 150 |
| 9 | 25 | A | 80 | 15,000 | 23,000 | BO 6-18-3 | 50 | 42810808 | PR 0925 A 80 |
| | | | 150 | 15,000 | 23,000 | BO 6-18-3 | 50 | 42810815 | PR 0925 A 150 |
| | 35 | A | 80 | 15,000 | 23,000 | BO 6-24-3 | 50 | 42810908 | PR 0935 A 80 |
| | | | 150 | 15,000 | 23,000 | BO 6-24-3 | 50 | 42810915 | PR 0935 A 150 |
| 12 | 25 | A | 50 | 12,000 | 17,000 | BO 6-18-3 | 50 | 42811205 | PR 1225 A 50 |
| | | | 80 | 12,000 | 17,000 | BO 6-18-3 | 50 | 42811208 | PR 1225 A 80 |
| | | | 150 | 12,000 | 17,000 | BO 6-18-3 | 50 | 42811215 | PR 1225 A 150 |
| | 35 | A | 50 | 12,000 | 17,000 | BO 6-24-3 | 50 | 42811305 | PR 1235 A 50 |
| | | | 80 | 12,000 | 17,000 | BO 6-24-3 | 50 | 42811308 | PR 1235 A 80 |
| | | | 150 | 12,000 | 17,000 | BO 6-24-3 | 50 | 42811315 | PR 1235 A 150 |
| 18 | 35 | A | 50 | 8,000 | 12,000 | BO 6-25-5 | 50 | 42811805 | PR 1835 A 50 |
| | | | 80 | 8,000 | 12,000 | BO 6-25-5 | 50 | 42811808 | PR 1835 A 80 |
| | | | 150 | 8,000 | 12,000 | BO 6-25-5 | 50 | 42811815 | PR 1835 A 150 |
| | 50 | A | 50 | 8,000 | 12,000 | BO 6-30-5 | 50 | 42811905 | PR 1850 A 50 |
| | | | 80 | 8,000 | 12,000 | BO 6-30-5 | 50 | 42811908 | PR 1850 A 80 |
| | | | 150 | 8,000 | 12,000 | BO 6-30-5 | 50 | 42811915 | PR 1850 A 150 |

*Continued on next page*

# POLIROLL, POLICO

## POLIROLL cartridge rolls PR and PRK, POLICO abrasive cones PCO

PFERD TOOLS

| D [mm] | T [mm] | Abrasive | Grit size | Opt. RPM | Max. RPM | Suitable arbors | | Item no. | Designation |
|---|---|---|---|---|---|---|---|---|---|
| **② Conical shape (PRK)** | | | | | | | | | |
| 10 | 25 | A | 80 | 15,000 | 23,000 | BO 3-18-3, BO 6-18-3 | 50 | 42821008 | PRK 1025 A 80 |
| | | | 150 | 15,000 | 23,000 | BO 3-18-3, BO 6-18-3 | 50 | 42821015 | PRK 1025 A 150 |
| 12 | 25 | A | 50 | 12,000 | 17,000 | BO 6-18-3 | 50 | 42821205 | PRK 1225 A 50 |
| | | | 80 | 12,000 | 17,000 | BO 6-18-3 | 50 | 42821208 | PRK 1225 A 80 |
| | | | 150 | 12,000 | 17,000 | BO 6-18-3 | 50 | 42821215 | PRK 1225 A 150 |
| | 35 | A | 50 | 12,000 | 17,000 | BO 6-24-3 | 50 | 42821305 | PRK 1235 A 50 |
| | | | 80 | 12,000 | 17,000 | BO 6-24-3 | 50 | 42821308 | PRK 1235 A 80 |
| | | | 150 | 12,000 | 17,000 | BO 6-24-3 | 50 | 42821315 | PRK 1235 A 150 |
| 15 | 35 | A | 50 | 10,000 | 15,000 | BO 6-24-3 | 50 | 42821505 | PRK 1535 A 50 |
| | | | 80 | 10,000 | 15,000 | BO 6-24-3 | 50 | 42821508 | PRK 1535 A 80 |
| | | | 150 | 10,000 | 15,000 | BO 6-24-3 | 50 | 42821515 | PRK 1535 A 150 |
| **③ POLICO abrasive cones (PCO)** | | | | | | | | | |
| 10 | 50 | A | 80 | 15,000 | 23,000 | BO 6-50-8 | 50 | 42831008 | PCO 1050 A 80 |
| | | | 150 | 15,000 | 23,000 | BO 6-50-8 | 50 | 42831015 | PCO 1050 A 150 |






### Ceramic oxide grain CO-COOL version

Cartridge rolls consisting of spirally wound, coated abrasives. Consistently high performance and aggressive grinding due to self-sharpening ceramic oxide grain. Active grinding additives improve the stock removal rate, prevent clogging and result in cooler grinding.



**Special features:**

- Consistently high grinding performance throughout its entire tool life thanks to ongoing exposure of fresh abrasive grain during application.
- POLIROLL/POLICO is securely fitted when in use due to self-tensioning provided by grooved, conical arbor, plus easy tool changes.
- Please order compatible arbor separately.

| D [mm] | T [mm] | Abrasive | Grit size | Opt. RPM | Max. RPM | Suitable arbors | | Item no. | Designation |
|---|---|---|---|---|---|---|---|---|---|
| **Cylindrical shape (PR)** | | | | | | | | | |
| 6 | 25 | CO-COOL | 60 | 20,000 | 25,000 | BO 3-18-3, BO 6-18-3 | 50 | 42810646 | PR 0625 CO-COOL 60 |
| | | | 80 | 20,000 | 25,000 | BO 3-18-3, BO 6-18-3 | 50 | 42810648 | PR 0625 CO-COOL 80 |
| | | | 120 | 20,000 | 25,000 | BO 3-18-3, BO 6-18-3 | 50 | 42810650 | PR 0625 CO-COOL 120 |
| | 35 | CO-COOL | 60 | 20,000 | 25,000 | BO 6-24-3 | 50 | 42810746 | PR 0635 CO-COOL 60 |
| | | | 80 | 20,000 | 25,000 | BO 6-24-3 | 50 | 42810748 | PR 0635 CO-COOL 80 |
| | | | 120 | 20,000 | 25,000 | BO 6-24-3 | 50 | 42810750 | PR 0635 CO-COOL 120 |
| 9 | 25 | CO-COOL | 60 | 15,000 | 23,000 | BO 6-18-3 | 50 | 42810846 | PR 0925 CO-COOL 60 |
| | | | 80 | 15,000 | 23,000 | BO 6-18-3 | 50 | 42810848 | PR 0925 CO-COOL 80 |
| | | | 120 | 15,000 | 23,000 | BO 6-18-3 | 50 | 42810850 | PR 0925 CO-COOL 120 |
| | 35 | CO-COOL | 60 | 15,000 | 23,000 | BO 6-24-3 | 50 | 42810946 | PR 0935 CO-COOL 60 |
| | | | 80 | 15,000 | 23,000 | BO 6-24-3 | 50 | 42810948 | PR 0935 CO-COOL 80 |
| | | | 120 | 15,000 | 23,000 | BO 6-24-3 | 50 | 42810950 | PR 0935 CO-COOL 120 |
| 12 | 25 | CO-COOL | 60 | 12,000 | 17,000 | BO 6-18-3 | 50 | 42811246 | PR 1225 CO-COOL 60 |
| | | | 80 | 12,000 | 17,000 | BO 6-18-3 | 50 | 42811248 | PR 1225 CO-COOL 80 |
| | | | 120 | 12,000 | 17,000 | BO 6-18-3 | 50 | 42811250 | PR 1225 CO-COOL 120 |
| | 35 | CO-COOL | 60 | 12,000 | 17,000 | BO 6-24-3 | 50 | 42811346 | PR 1235 CO-COOL 60 |
| | | | 80 | 12,000 | 17,000 | BO 6-24-3 | 50 | 42811348 | PR 1235 CO-COOL 80 |
| | | | 120 | 12,000 | 17,000 | BO 6-24-3 | 50 | 42811350 | PR 1235 CO-COOL 120 |




## Arbor BO

Arbor for POLIROLL and POLICO tools.

**Special features:**
- Tool can be changed easily without unclamping the arbor from the tool drive collet.
- POLIROLL/POLICO is securely fitted when in use due to self-tensioning provided by grooved, conical arbor.

| Suitable for | S [mm] | L [mm] | | Item no. | Designation |
|---|---|---|---|---|---|
| PR 0625, PRK 1025 | 3 | 27 | 1 | 42703183 | BO 3-18-3 |
| PR 0625, PR 0925, PR 1225, PRK 1025, PRK 1225 | 6 | 30 | 1 | 42706183 | BO 6-18-3 |
| PR 0625, PR 0925, PR 1235, PRK 1235, PRK 1535 | 6 | 30 | 1 | 42706243 | BO 6-24-3 |
| PR 1835 | 6 | 30 | 1 | 42706255 | BO 6-25-5 |
| PR 1850 | 6 | 30 | 1 | 42706305 | BO 6-30-5 |
| PCO 1050 | 6 | 30 | 1 | 42706508 | BO 6-50-8 |



## POLIROLL set

Coordinated set of various popular POLIROLL cartridge rolls with matching arbors.

**Contents:**
150 POLIROLL cartridge rolls with matching arbor, 20 pieces each of cylindrical POLIROLL cartridge rolls measuring 6 x 25 mm (in grit size 80 as well as 150), 20 pieces each of 9 x 25 mm (in grit size 80 as well as 150), 20 pieces each of 12 x 25 mm (in grit size 80 as well as 150), 10 pieces each of conical cartridge rolls measuring 10 x 25 mm (grit size 80 as well as 150) and 10 pieces each of 12 x 25 mm (grit size 80).

**Special features:**
- Consistently high grinding performance throughout its entire tool life thanks to ongoing exposure of fresh abrasive grain during application.
- POLIROLL/POLICO is securely fitted when in use due to self-tensioning provided by grooved, conical arbor, plus easy tool changes.

| Length [mm] | Width [mm] | Height [mm] | | Item no. | Designation |
|---|---|---|---|---|---|
| 180 | 145 | 40 | 1 | 49500151 | PRS 151 |

# POLICAP
## General information

PFERD TOOLS

### The quick way to find the perfect tool

| Material group ▾ | | | Abrasive ▸ Aluminium oxide A | Ceramic oxide grain CO-COOL | Silicon carbide SiC-COOL |
|---|---|---|---|---|---|
| Steel, cast steel | Non-hardened, non-heat-treated steels | Construction steels, carbon steels, tool steels, non-alloyed steels, cast steel | ● | ○ | |
| | Hardened, heat-treated steels | Tool steels, tempering steels, alloyed steels, cast steel | ○ | ● | |
| Stainless steel (INOX) | Rust and acid-resistant steels | Austenitic and ferritic stainless steels | | ● | |
| Non-ferrous metals | Soft non-ferrous metals, non-ferrous metals | Soft aluminium alloys | ○ | ○ | ● |
| | | Brass, copper, zinc | ● | | |
| | Hard non-ferrous metals | Hard aluminium alloys | ○ | | ● |
| | | Bronze, titanium | | ○ | ● |
| | Hochwarmfeste Werkstoffe | Nickel-based and cobalt-based alloys | | ● | |
| Cast iron | Grey cast iron, white cast iron | Cast iron with flake graphite EN-GJL (GG), with nodular graphite/nodular cast iron EN-GJS (GGG), white annealed cast iron EN-GJMW (GTW), black annealed cast iron EN-GJMB (GTS) | ● | ○ | |
| Plastics, other materials | | Fibre-reinforced plastics, thermoplastics, wood, chipboard, paint | ○ | | ● |

● = highly suitable ○ = suitable

### Colour code

POLICAP abrasive caps are available in different types and with different grains.
- Silicon carbide (SiC-COOL) grey
- Ceramic oxide grain (CO-COOL) red
- Colour code for the grit sizes for aluminium oxide A:
  60/80 brown
  150 black
  280 red-brown




### Safety notes

- The maximum permitted peripheral speed is 25 m/s.
- For safety reasons, the maximum permitted rotational speed indicated must never be exceeded.

Wear eye protection!

Wear hearing protection!

Wear gloves!

Wear a dust mask!

Follow the safety instructions!



# POLICAP
## POLICAP (PC), shape ZYA




A 60/80 A 150 A 280

### Abrasive caps PC ZYA

POLICAP abrasive caps in cylindrical shape ZYA with aluminium oxide A as the abrasive. They have a seamless design and the entire tool surface can be used.



**Special features:**
- The abrasive caps are firmly held in place on the holder as the holder expands during use, plus easy tool changes.
- Good dimensional stability and excellent fine grinding thanks to special manufacturing process.
- Optimally matched, reusable holders are available. The holder must be ordered separately.

| D [mm] | T [mm] | Abrasive | Grit size | Opt. RPM | | Item no. | Designation |
|---|---|---|---|---|---|---|---|
| 5 | 10 | A | 80 | 40,000 | 50 | 42301051 | PC ZYA 0510 A 80 |
| | | | 150 | 40,000 | 50 | 42301052 | PC ZYA 0510 A 150 |
| | | | 280 | 40,000 | 50 | 42301053 | PC ZYA 0510 A 280 |
| 7 | 12 | A | 60 | 30,000 | 50 | 42301071 | PC ZYA 0712 A 60 |
| | | | 150 | 30,000 | 50 | 42301072 | PC ZYA 0712 A 150 |
| | | | 280 | 30,000 | 50 | 42301073 | PC ZYA 0712 A 280 |
| 10 | 15 | A | 60 | 20,000 | 50 | 42301101 | PC ZYA 1015 A 60 |
| | | | 150 | 20,000 | 50 | 42301102 | PC ZYA 1015 A 150 |
| | | | 280 | 20,000 | 50 | 42301103 | PC ZYA 1015 A 280 |
| 13 | 17 | A | 60 | 16,000 | 50 | 42301131 | PC ZYA 1317 A 60 |
| | | | 150 | 16,000 | 50 | 42301132 | PC ZYA 1317 A 150 |
| | | | 280 | 16,000 | 50 | 42301133 | PC ZYA 1317 A 280 |
| 16 | 26 | A | 60 | 12,000 | 50 | 42301161 | PC ZYA 1626 A 60 |
| | | | 150 | 12,000 | 50 | 42301162 | PC ZYA 1626 A 150 |
| | | | 280 | 12,000 | 50 | 42301163 | PC ZYA 1626 A 280 |

## POLICAP abrasive cap holder (PCT), shape ZYA




### Abrasive cap holders PCT ZYA

Matching POLICAP abrasive cap holder in cylindrical shape ZYA.

**Special features:**
- The abrasive caps are firmly held in place on the holder as the holder expands during use.
- Easy tool change.

| D [mm] | T [mm] | S [mm] | L [mm] | Max. RPM | | Item no. | Designation |
|---|---|---|---|---|---|---|---|
| 5 | 10 | 3 | 25 | 95,000 | 5 | 42150000 | PCT ZYA 0510 A/3 |
| 7 | 12 | 3 | 25 | 65,000 | 5 | 42150005 | PCT ZYA 0712 A/3 |
| 10 | 15 | 3 | 25 | 45,000 | 5 | 42150010 | PCT ZYA 1015 A/3 |
| 13 | 17 | 6 | 40 | 35,000 | 5 | 42151015 | PCT ZYA 1317 A/6 |
| 16 | 26 | 6 | 40 | 30,000 | 5 | 42151020 | PCT ZYA 1626 A/6 |



## Set PCS ZYA

Set of various POLICAP abrasive caps with matching holder in cylindrical shape ZYA in sturdy, reusable packaging.



**Contents:**
Five each of the following cylindrical POLICAP abrasive caps in the following dimensions:

10 x 15 mm, 13 x 17 mm and 16 x 26 mm (grit sizes 60, 150, 280), ten pieces each of 5 x 10 mm and 7 x 12 mm (grit sizes 60 / 80 and 150, 280) and one each of the following POLICAP abrasive cap holders in cylindrical shape: 5 x 10 mm, 7 x 12 mm, 10 x 15 mm (each with shank dia. 3 mm), 13 x 17 mm and 16 x 26 mm (each with shank dia. 6 mm).

**Special features:**
- The abrasive caps are firmly held in place on the holder as the holder expands during use.
- Good dimensional stability and excellent fine grinding thanks to special manufacturing process.
- Easy tool change.

| Length [mm] | Width [mm] | Height [mm] | | Item no. | Designation |
|---|---|---|---|---|---|
| 180 | 145 | 40 | 1 | 49601101 | PCS ZYA 110 |

# POLICAP (PC), shape WRC



A 60/80


A 150


A 280


SiC-COOL


CO-COOL

## Abrasive caps PC WRC

POLICAP abrasive caps in cylindrical shape with radius end WRC. Available in aluminium oxide A, silicon carbide SiC-COOL and ceramic oxide grain CO-COOL. They have a seamless design and the entire tool surface can be used.



**Special features:**
- The abrasive caps are firmly held in place on the holder as the holder expands during use, plus easy tool changes.
- Good dimensional stability and excellent fine grinding thanks to special manufacturing process.
- Optimally matched, reusable holders are available. The holder must be ordered separately.

| D [mm] | T [mm] | Abrasive | Grit size | Opt. RPM | | Item no. | Designation |
|---|---|---|---|---|---|---|---|
| **Aluminium oxide A** | | | | | | | |
| 5 | 11 | A | 80 | 40,000 | 50 | 42302051 | PC WRC 0511 A 80 |
| | | | 150 | 40,000 | 50 | 42302052 | PC WRC 0511 A 150 |
| | | | 280 | 40,000 | 50 | 42302053 | PC WRC 0511 A 280 |
| 7 | 13 | A | 60 | 30,000 | 50 | 42302071 | PC WRC 0713 A 60 |
| | | | 150 | 30,000 | 50 | 42302072 | PC WRC 0713 A 150 |
| | | | 280 | 30,000 | 50 | 42302073 | PC WRC 0713 A 280 |
| 10 | 15 | A | 60 | 20,000 | 50 | 42302101 | PC WRC 1015 A 60 |
| | | | 150 | 20,000 | 50 | 42302102 | PC WRC 1015 A 150 |
| | | | 280 | 20,000 | 50 | 42302103 | PC WRC 1015 A 280 |
| 13 | 17 | A | 60 | 16,000 | 50 | 42302131 | PC WRC 1317 A 60 |
| | | | 150 | 16,000 | 50 | 42302132 | PC WRC 1317 A 150 |
| | | | 280 | 16,000 | 50 | 42302133 | PC WRC 1317 A 280 |
| 16 | 26 | A | 60 | 12,000 | 50 | 42302161 | PC WRC 1626 A 60 |

*Continued on next page*

# POLICAP
## POLICAP (PC), shape WRC

| D [mm] | T [mm] | Abrasive | Grit size | Opt. RPM | | Item no. | Designation |
|---|---|---|---|---|---|---|---|
| 16 | 26 | A | 150 | 12,000 | 50 | 42302162 | PC WRC 1626 A 150 |
| | | | 280 | 12,000 | 50 | 42302163 | PC WRC 1626 A 280 |
| **Silicon carbide SiC-COOL** | | | | | | | |
| 5 | 11 | SiC-COOL | 80 | 40,000 | 50 | 42302054 | PC WRC 0511 SiC-COOL 80 |
| | | | 150 | 40,000 | 50 | 42302055 | PC WRC 0511 SiC-COOL 150 |
| 7 | 13 | SiC-COOL | 80 | 30,000 | 50 | 42302074 | PC WRC 0713 SiC-COOL 80 |
| | | | 150 | 30,000 | 50 | 42302075 | PC WRC 0713 SiC-COOL 150 |
| 10 | 15 | SiC-COOL | 80 | 20,000 | 50 | 42302104 | PC WRC 1015 SiC-COOL 80 |
| | | | 150 | 20,000 | 50 | 42302105 | PC WRC 1015 SiC-COOL 150 |
| 13 | 17 | SiC-COOL | 80 | 16,000 | 50 | 42302134 | PC WRC 1317 SiC-COOL 80 |
| | | | 150 | 16,000 | 50 | 42302135 | PC WRC 1317 SiC-COOL 150 |
| 16 | 26 | SiC-COOL | 80 | 12,000 | 50 | 42302164 | PC WRC 1626 SiC-COOL 80 |
| | | | 150 | 12,000 | 50 | *42302165* | PC WRC 1626 SiC-COOL 150 |
| **CO-COOL** | | | | | | | |
| 5 | 11 | CO-COOL | 80 | 40,000 | 50 | 42302056 | PC WRC 0511 CO-COOL 80 |
| | | | 120 | 40,000 | 50 | 42302057 | PC WRC 0511 CO-COOL 120 |
| 7 | 13 | CO-COOL | 80 | 30,000 | 50 | 42302076 | PC WRC 0713 CO-COOL 80 |
| | | | 120 | 30,000 | 50 | 42302077 | PC WRC 0713 CO-COOL 120 |
| 10 | 15 | CO-COOL | 80 | 20,000 | 50 | 42302106 | PC WRC 1015 CO-COOL 80 |
| | | | 120 | 20,000 | 50 | 42302107 | PC WRC 1015 CO-COOL 120 |
| 13 | 17 | CO-COOL | 80 | 16,000 | 50 | 42302136 | PC WRC 1317 CO-COOL 80 |
| | | | 120 | 16,000 | 50 | 42302137 | PC WRC 1317 CO-COOL 120 |
| 16 | 26 | CO-COOL | 80 | 12,000 | 50 | 42302166 | PC WRC 1626 CO-COOL 80 |
| | | | 120 | 12,000 | 50 | 42302167 | PC WRC 1626 CO-COOL 120 |

## POLICAP abrasive cap holder (PCT), shape WRC




### Abrasive cap holder PCT WRC

Matching POLICAP abrasive cap holder in cylindrical shape with radius end WRC.

**Special features:**
- The abrasive caps are firmly held in place on the holder as the holder expands during use.
- Easy tool change.

| D [mm] | T [mm] | S [mm] | L [mm] | Max. RPM | | Item no. | Designation |
|---|---|---|---|---|---|---|---|
| 5 | 11 | 2.35 | 40 | 30,000 | 5 | 47601046 | PCT WRC 0511/2,35 |
| | | 3 | 25 | 95,000 | 5 | 42150100 | PCT WRC 0511/3 |
| 7 | 13 | 2.35 | 40 | 24,500 | 5 | 47601047 | PCT WRC 0713/2,35 |
| | | 3 | 25 | 65,000 | 5 | 42150105 | PCT WRC 0713/3 |
| 10 | 15 | 2.35 | 40 | 17,500 | 5 | 47601048 | PCT WRC 1015/2,35 |
| | | 3 | 25 | 45,000 | 5 | 42150110 | PCT WRC 1015/3 |
| 13 | 17 | 2.35 | 40 | 13,750 | 5 | 47601049 | PCT WRC 1317/2,35 |
| | | 6 | 40 | 35,000 | 5 | 42151115 | PCT WRC 1317/6 |
| 16 | 26 | 6 | 40 | 30,000 | 5 | 42151120 | PCT WRC 1626/6 |



*Discontinued product*



## Set PCS WRC

Set of various POLICAP abrasive caps with matching holder in cylindrical shape with radius end WRC in sturdy, reusable packaging.



**Contents:**
Five each of the following POLICAP abrasive caps in cylindrical shape with radius end in the following dimensions: 10 x 15 mm, 13 x 17 mm and 16 x 26 mm (grit sizes 60, 150, 280), ten pieces each of 5 x 11 mm and 7 x 13 mm (grit sizes 60 / 80 and 150, 280) and one each of the following POLICAP abrasive cap holders in cylindrical shape with radius end: 5 x 11 mm, 7 x 13 mm, 10 x 15 mm (each with shank dia. 3 mm), 13 x 17 mm and 16 x 26 mm (each with shank dia. 6 mm).

**Special features:**
- The abrasive caps are firmly held in place on the holder as the holder expands during use.
- Good dimensional stability and excellent fine grinding thanks to special manufacturing process.
- Easy tool change.

| Length [mm] | Width [mm] | Height [mm] | | Item no. | Designation |
|---|---|---|---|---|---|
| 180 | 145 | 40 | 1 | 49601103 | PCS WRC 110 |

## POLICAP (PC), shape WKG




A 60/80 A 150 A 280

## Abrasive caps PC WKG

POLICAP abrasive caps in tapered conical shape with radius end WKG with aluminium oxide A as the abrasive. The taper angle of the cone is 30°. They have a seamless design and the entire tool surface can be used. Optimally matched, reusable holders are available.

**Special features:**
- The abrasive caps are firmly held in place on the holder as the holder expands during use, plus easy tool changes.
- Good dimensional stability and excellent fine grinding thanks to special manufacturing process.
- Optimally matched, reusable holders are available. The holder must be ordered separately.

| D [mm] | T [mm] | Abrasive | Grit size | Opt. RPM | | Item no. | Designation |
|---|---|---|---|---|---|---|---|
| 5 | 11 | A | 80 | 40,000 | 50 | 42303051 | PC WKG 0511 A 80 |
| | | | 150 | 40,000 | 50 | 42303052 | PC WKG 0511 A 150 |
| | | | 280 | 40,000 | 50 | 42303053 | PC WKG 0511 A 280 |
| 7 | 13 | A | 60 | 30,000 | 50 | 42303071 | PC WKG 0713 A 60 |
| | | | 150 | 30,000 | 50 | 42303072 | PC WKG 0713 A 150 |
| | | | 280 | 30,000 | 50 | 42303073 | PC WKG 0713 A 280 |
| 10 | 15 | A | 60 | 20,000 | 50 | 42303101 | PC WKG 1015 A 60 |
| | | | 150 | 20,000 | 50 | 42303102 | PC WKG 1015 A 150 |
| | | | 280 | 20,000 | 50 | 42303103 | PC WKG 1015 A 280 |
| 13 | 17 | A | 60 | 16,000 | 50 | 42303131 | PC WKG 1317 A 60 |
| | | | 150 | 16,000 | 50 | 42303132 | PC WKG 1317 A 150 |
| | | | 280 | 16,000 | 50 | 42303133 | PC WKG 1317 A 280 |
| 16 | 26 | A | 60 | 12,000 | 50 | 42303161 | PC WKG 1626 A 60 |
| | | | 150 | 12,000 | 50 | 42303162 | PC WKG 1626 A 150 |
| | | | 280 | 12,000 | 50 | 42303163 | PC WKG 1626 A 280 |

# POLICAP
## POLICAP abrasive cap holder (PCT), shape WKG




### Abrasive cap holders PCT WKG

Matching POLICAP abrasive cap holder in tapered conical shape with radius end WKG.

**Special features:**
- The abrasive caps are firmly held in place on the holder as the holder expands during use.
- Easy tool change.

| D [mm] | T [mm] | S [mm] | L [mm] | Max. RPM | | Item no. | Designation |
|---|---|---|---|---|---|---|---|
| 5 | 11 | 3 | 25 | 95,000 | 5 | 42150200 | PCT WKG 0511 G/3 |
| 7 | 13 | 3 | 25 | 65,000 | 5 | 42150205 | PCT WKG 0713 G/3 |
| 10 | 15 | 3 | 25 | 45,000 | 5 | 42150210 | PCT WKG 1015 G/3 |
| 13 | 17 | 2.35 | 40 | 13,750 | 5 | 47601022 | PCT WKG 1317 G/2,35 |
| | | 6 | 40 | 35,000 | 5 | 42151215 | PCT WKG 1317 G/6 |
| 16 | 26 | 6 | 40 | 30,000 | 5 | 42151220 | PCT WKG 1626 G/6 |

## POLICAP set (PCS), shape WKG



### Set PCS WKG

Set of various POLICAP abrasive caps with matching holder in tapered conical shape with radius end WKG in sturdy, reusable packaging.

**Contents:**
Five each of the following POLICAP abrasive caps in tapered conical shape with radius end in the following dimensions: 10 x 15 mm, 13 x 17 mm and 16 x 26 mm (grit sizes 60, 150, 280), ten pieces each of 5 x 11 mm and 7 x 13 mm (grit sizes 60 / 80 and 150, 280) and one each of the following POLICAP abrasive cap holders in tapered conical shape with radius end: 5 x 11 mm, 7 x 13 mm, 10 x 15 mm (each with shank dia. 3 mm), 13 x 17 mm and 16 x 26 mm (each with shank dia. 6 mm).

**Special features:**
- The abrasive caps are firmly held in place on the holder as the holder expands during use.
- Good dimensional stability and excellent fine grinding thanks to special manufacturing process.
- Easy tool change.

| Length [mm] | Width [mm] | Height [mm] | | Item no. | Designation |
|---|---|---|---|---|---|
| 180 | 145 | 40 | 1 | 49601107 | PCS WKG 110 |

# POLICAP
## POLICAP (PC), shape KEL



A 60/80


A 150


A 280


SiC-COOL


CO-COOL

### Abrasive caps PC KEL

POLICAP abrasive caps in conical shape with radius end KEL. Available in aluminium oxide A, silicon carbide SiC-COOL and ceramic oxide grain CO-COOL. They have a seamless design and the entire tool surface can be used. Optimally matched, reusable holders are available.



**Special features:**

- The abrasive caps are firmly held in place on the holder as the holder expands during use, plus easy tool changes.
- Good dimensional stability and excellent fine grinding thanks to special manufacturing process.
- Optimally matched, reusable holders are available. The holder must be ordered separately.

| D [mm] | T [mm] | Abrasive | Grit size | Opt. RPM | | Item no. | Designation |
|---|---|---|---|---|---|---|---|
| **Aluminium oxide A** | | | | | | | |
| 5 | 15 | A | 80 | 40,000 | 50 | 42306051 | PC KEL 0515 A 80 |
| | | | 150 | 40,000 | 50 | 42306052 | PC KEL 0515 A 150 |
| | | | 280 | 40,000 | 50 | 42306053 | PC KEL 0515 A 280 |
| 11 | 25 | A | 60 | 20,000 | 50 | 42306111 | PC KEL 1125 A 60 |
| | | | 150 | 20,000 | 50 | 42306112 | PC KEL 1125 A 150 |
| | | | 280 | 20,000 | 50 | 42306113 | PC KEL 1125 A 280 |
| 16 | 32 | A | 60 | 12,000 | 50 | 42306161 | PC KEL 1632 A 60 |
| | | | 150 | 12,000 | 50 | 42306162 | PC KEL 1632 A 150 |
| | | | 280 | 12,000 | 50 | 42306163 | PC KEL 1632 A 280 |
| 21 | 40 | A | 60 | 9,500 | 50 | 42306211 | PC KEL 2140 A 60 |
| | | | 150 | 9,500 | 50 | 42306212 | PC KEL 2140 A 150 |
| | | | 280 | 9,500 | 50 | 42306213 | PC KEL 2140 A 280 |
| **Silicon carbide SiC-COOL** | | | | | | | |
| 5 | 15 | SiC-COOL | 80 | 40,000 | 50 | 42306054 | PC KEL 0515 SiC-COOL 80 |
| | | | 150 | 40,000 | 50 | 42306055 | PC KEL 0515 SiC-COOL 150 |
| 11 | 25 | SiC-COOL | 80 | 20,000 | 50 | 42306114 | PC KEL 1125 SiC-COOL 80 |
| | | | 150 | 20,000 | 50 | 42306115 | PC KEL 1125 SiC-COOL 150 |
| 16 | 32 | SiC-COOL | 80 | 12,000 | 50 | 42306164 | PC KEL 1632 SiC-COOL 80 |
| | | | 150 | 12,000 | 50 | 42306165 | PC KEL 1632 SiC-COOL 150 |
| 21 | 40 | SiC-COOL | 80 | 9,500 | 50 | 42306214 | PC KEL 2140 SiC-COOL 80 |
| | | | 150 | 9,500 | 50 | 42306215 | PC KEL 2140 SiC-COOL 150 |
| **CO-COOL** | | | | | | | |
| 5 | 15 | CO-COOL | 80 | 40,000 | 50 | 42306056 | PC KEL 0515 CO-COOL 80 |
| | | | 120 | 40,000 | 50 | 42306057 | PC KEL 0515 CO-COOL 120 |
| 11 | 25 | CO-COOL | 80 | 20,000 | 50 | 42306116 | PC KEL 1125 CO-COOL 80 |
| | | | 120 | 20,000 | 50 | 42306117 | PC KEL 1125 CO-COOL 120 |
| 16 | 32 | CO-COOL | 80 | 12,000 | 50 | 42306166 | PC KEL 1632 CO-COOL 80 |
| | | | 120 | 12,000 | 50 | 42306167 | PC KEL 1632 CO-COOL 120 |
| 21 | 40 | CO-COOL | 80 | 9,500 | 50 | 42306216 | PC KEL 2140 CO-COOL 80 |
| | | | 120 | 9,500 | 50 | 42306217 | PC KEL 2140 CO-COOL 120 |

# POLICAP
## POLICAP abrasive cap holder (PCT), shape KEL




### Abrasive cap holder PCT KEL

Abrasive cap holder for POLICAP in conical shape with radius end KEL.

**Special features:**
- The abrasive caps and abrasive spiral bands are firmly held in place on the holder as the rubber surface offers optimal adhesion.
- Easy tool change.

| D [mm] | T [mm] | S [mm] | L [mm] | Max. RPM | | Item no. | Designation |
|---|---|---|---|---|---|---|---|
| 5 | 15 | 6 | 40 | 95,000 | 5 | 42151400 | PCT KEL 0515/6 |
| 11 | 25 | 6 | 40 | 40,000 | 5 | 42151410 | PCT KEL 1125/6 |
| 16 | 32 | 6 | 40 | 30,000 | 5 | 42151420 | PCT KEL 1632/6 |
| 21 | 40 | 6 | 40 | 20,000 | 5 | 42151430 | PCT KEL 2140/6 |

## POLICAP set (PCS)



### SET PCS 650

Set of various POLICAP abrasive caps with matching holder in sturdy, reusable packaging.



**Contents:**
Ten each of POLICAP abrasive caps in cylindrical shape in 16 x 26 mm and in tapered conical shape with radius end in 16 x 26 mm (grit sizes 150 and 280), 25 pieces each in cylindrical shape PC ZYA 10 x 15 mm, 13 x 17 mm and in tapered conical shape with radius end 10 x 15 mm and 13 x 17 mm (grit sizes 150 and 280), 50 pieces each in cylindrical shape 5 x 10 mm, 7 x 12 mm and in tapered conical shape with radius end 5 x 11 mm and 7 x 13 mm (grit sizes 150 and 280), one each of the following POLICAP abrasive cap holders in cylindrical shape: 5 x 10 mm, 7 x 12 mm, 10 x 15 mm (each with shank dia. 3 mm), 13 x 17 mm and 16 x 26 mm (each with shank dia. 6 mm) and in tapered conical shape with radius end: 5 x 11 mm, 7 x 13 mm, 10 x 15 mm (each with shank dia. 3 mm), 13 x 17 mm and 16 x 26 mm (each with shank dia. 6 mm).

**Special features:**
- The abrasive caps are firmly held in place on the holder as the holder expands during use.
- Good dimensional stability and excellent fine grinding thanks to special manufacturing process.
- Easy tool change.

| Length [mm] | Width [mm] | Height [mm] | | Item no. | Designation |
|---|---|---|---|---|---|
| 332 | 235 | 50 | 1 | 49606500 | SET PCS 650 |

# POLICAP
## POLICAP abrasive spiral bands (PCH), conical shape




### Abrasive spiral bands PCH

POLICAP abrasive spiral bands in conical shape with aluminium oxide A. They have a seamless design and the entire tool surface can be used. Optimally matched, reusable holders are available.

**Special features:**
- The abrasive caps are firmly held in place on the holder as the holder expands during use, plus easy tool changes.
- Good dimensional stability and excellent fine grinding thanks to special manufacturing process.
- Optimally matched, reusable holders are available. The holder must be ordered separately.

| D [mm] | J [mm] | T [mm] | Abrasive | Grit size | Opt. RPM | | Item no. | Designation |
|---|---|---|---|---|---|---|---|---|
| 7 | 5 | 85 | A | 60 | 12,000 | 10 | 42330052 | PCH 070585 L A 60 |
| | | | | 150 | 12,000 | 10 | 42330054 | PCH 070585 L A 150 |
| | | | | 280 | 12,000 | 10 | 42330056 | PCH 070585 L A 280 |
| 14 | 11 | 85 | A | 60 | 12,000 | 10 | 42330112 | PCH 141185 L A 60 |
| | | | | 150 | 12,000 | 10 | 42330114 | PCH 141185 L A 150 |
| 20 | 15 | 65 | A | 60 | 18,500 | 10 | 42333012 | PCH 201565 L A 60 |
| | | | | 150 | 18,500 | 10 | 42333014 | PCH 201565 L A 150 |
| | 16 | 85 | A | 60 | 12,000 | 10 | 42330162 | PCH 201685 L A 60 |
| | | | | 150 | 12,000 | 10 | 42330164 | PCH 201685 L A 150 |
| 24 | 21 | 85 | A | 60 | 12,000 | 10 | 42330212 | PCH 242185 L A 60 |
| | | | | 150 | 12,000 | 10 | 42330214 | PCH 242185 L A 150 |
| 36 | 22 | 65 | A | 60 | 13,000 | 10 | 42333212 | PCH 362265 L A 60 |

## POLICAP rubber drum holder (PCT), shape KEL




### POLICAP rubber drum holder PCT

Matching POLICAP rubber drum holder in conical shape with radius end KEL.

**Special features:**
- The abrasive spiral bands are firmly held in place on the holder as the holder expands during use.

| D [mm] | T [mm] | S [mm] | L [mm] | Max. RPM | | Item no. | Designation |
|---|---|---|---|---|---|---|---|
| 8 | 85 | 6 | 40 | 20,000 | 5 | 42152100 | PCT KEL 0585/6 |
| 13 | 85 | 6 | 40 | 15,000 | 5 | 42152110 | PCT KEL 1185/6 |
| 18 | 85 | 6 | 40 | 13,000 | 5 | 42152120 | PCT KEL 1685/6 |
| 23 | 85 | 6 | 30 | 12,000 | 5 | 42152130 | PCT KEL 2185/6 |

## Rubber drum holder GK, conical shape




### Rubber drum holder GK

Rubber drum holder for POLICAP in conical shape.

**Special features:**
- The abrasive spiral bands are firmly held in place on the holder as the holder expands during use.
- Easy tool change.

| D [mm] | J [mm] | T [mm] | S [mm] | L [mm] | Hardness [Shore A] | Max. RPM | Min. RPM [RPM] | | Item no. | Designation |
|---|---|---|---|---|---|---|---|---|---|---|
| 20 | 14 | 63 | 6 | 40 | 65–70 | 26,000 | 19,000 | 5 | 42119500 | GK 201463/6 |
| 36 | 22 | 60 | 6 | 40 | 65–70 | 15,900 | 10,000 | 5 | 42122000 | GK 362260/6 |

## The quick way to find the perfect tool

| Material group ▾ | | | Abrasive ▸ Aluminium oxide A | Zirconia alumina Z-COOL | Ceramic oxide grain CO-COOL | Silicon carbide SiC-COOL |
|---|---|---|---|---|---|---|
| Steel, cast steel | Non-hardened, non-heat-treated steels | Construction steels, carbon steels, tool steels, non-alloyed steels, cast steel | ● | ○ | ○ | |
| | Hardened, heat-treated steels | Tool steels, tempering steels, alloyed steels, cast steel | ○ | ● | ● | |
| Stainless steel (INOX) | Rust and acid-resistant steels | Austenitic and ferritic stainless steels | | ● | ● | |
| Non-ferrous metals | Soft non-ferrous metals, non-ferrous metals | Soft aluminium alloys | ○ | | | ● |
| | | Brass, copper, zinc | ● | ○ | ○ | |
| | Hard non-ferrous metals | Hard aluminium alloys | ○ | | | ● |
| | | Bronze, titanium | | ○ | ○ | ● |
| | High-temperature-resistant materials | Nickel-based and cobalt-based alloys | | ○ | ● | |
| Cast iron | Grey cast iron, white cast iron | Cast iron with flake graphite EN-GJL (GG), with nodular graphite/nodular cast iron EN-GJS (GGG), white annealed cast iron EN-GJMW (GTW), black annealed cast iron EN-GJMB (GTS) | ● | ○ | ● | |
| Plastics, other materials | | Fibre-reinforced plastics, thermoplastics, wood, chipboard, paint | ○ | | | ● |

● = highly suitable ○ = suitable



## Mounted flap wheels F

### Safety notes

- For safety reasons, the maximum permitted rotational speed indicated must never be exceeded.
- The contact pressure must be significantly reduced if the specified optimum rotational speed is exceeded.
- Safety can only be guaranteed if the clamping length is at least 15 mm and the specified maximum rotational speed is not exceeded with unsupported shank lengths.


Wear eye protection!


Wear hearing protection!


Wear gloves!


Wear a dust mask!


Follow the safety instructions!






## Aluminium oxide A version

The flaps made of coated abrasive are arranged radially around the axis in a fan-type structure. For general applications from coarse to fine grinding.



**Special features:**
- Highly flexible, enabling optimal adjustment to the contour.
- Consistently high stock removal rate over the entire tool life as new, aggressive abrasive is constantly exposed.
- Can be used face-down very close to edges and in corners thanks to the flat, moulded-core design.

| $S_d$ [mm] | L [mm] | D [mm] | T [mm] | Abrasive | Grit size | Opt. RPM | Max. RPM | | Item no. | Designation |
|---|---|---|---|---|---|---|---|---|---|---|
| 3 | 40 | 10 | 10 | A | 60 | 38,000 | 75,000 | 10 | 44400002 | F 1010/3 A 60 |
| | | | | | 80 | 38,000 | 75,000 | 10 | 44400003 | F 1010/3 A 80 |
| | | | | | 120 | 38,000 | 75,000 | 10 | 44400004 | F 1010/3 A 120 |
| | | | | | 150 | 38,000 | 75,000 | 10 | 44400005 | F 1010/3 A 150 |
| | | | | | 180 | 38,000 | 75,000 | 10 | 44400006 | F 1010/3 A 180 |
| | | | | | 320 | 38,000 | 75,000 | 10 | 44400008 | F 1010/3 A 320 |
| | | | 15 | A | 60 | 38,000 | 75,000 | 10 | 44400012 | F 1015/3 A 60 |
| | | | | | 80 | 38,000 | 75,000 | 10 | 44400013 | F 1015/3 A 80 |
| | | | | | 120 | 38,000 | 75,000 | 10 | 44400014 | F 1015/3 A 120 |
| | | | | | 150 | 38,000 | 75,000 | 10 | 44400015 | F 1015/3 A 150 |
| | | | | | 180 | 38,000 | 75,000 | 10 | 44400016 | F 1015/3 A 180 |
| | | | | | 320 | 38,000 | 75,000 | 10 | 44400018 | F 1015/3 A 320 |
| | | 15 | 5 | A | 60 | 25,000 | 50,000 | 10 | 44400022 | F 1505/3 A 60 |
| | | | | | 80 | 25,000 | 50,000 | 10 | 44400023 | F 1505/3 A 80 |
| | | | | | 120 | 25,000 | 50,000 | 10 | 44400024 | F 1505/3 A 120 |
| | | | | | 150 | 25,000 | 50,000 | 10 | 44400025 | F 1505/3 A 150 |
| | | | | | 180 | 25,000 | 50,000 | 10 | 44400026 | F 1505/3 A 180 |
| | | | | | 320 | 25,000 | 50,000 | 10 | 44400028 | F 1505/3 A 320 |
| | | | 10 | A | 60 | 25,000 | 50,000 | 10 | 44400032 | F 1510/3 A 60 |
| | | | | | 80 | 25,000 | 50,000 | 10 | 44400033 | F 1510/3 A 80 |
| | | | | | 120 | 25,000 | 50,000 | 10 | 44400034 | F 1510/3 A 120 |
| | | | | | 150 | 25,000 | 50,000 | 10 | 44400035 | F 1510/3 A 150 |
| | | | | | 180 | 25,000 | 50,000 | 10 | 44400036 | F 1510/3 A 180 |
| | | | | | 320 | 25,000 | 50,000 | 10 | 44400038 | F 1510/3 A 320 |
| | | | 15 | A | 60 | 25,000 | 50,000 | 10 | 44400042 | F 1515/3 A 60 |
| | | | | | 80 | 25,000 | 50,000 | 10 | 44400043 | F 1515/3 A 80 |
| | | | | | 120 | 25,000 | 50,000 | 10 | 44400044 | F 1515/3 A 120 |
| | | | | | 150 | 25,000 | 50,000 | 10 | 44400045 | F 1515/3 A 150 |
| | | | | | 180 | 25,000 | 50,000 | 10 | 44400046 | F 1515/3 A 180 |
| | | | | | 320 | 25,000 | 50,000 | 10 | 44400048 | F 1515/3 A 320 |
| | | 20 | 10 | A | 80 | 19,000 | 38,100 | 10 | 47801206 | F 2010/3 A 80 |
| | | | | | 120 | 19,000 | 38,100 | 10 | 44400123 | F 2010/3 A 120 |
| | | | | | 150 | 19,000 | 38,100 | 10 | 44400153 | F 2010/3 A 150 |
| | | | | | 180 | 19,000 | 38,100 | 10 | 44400183 | F 2010/3 A 180 |
| | | | | | 240 | 19,000 | 38,100 | 10 | 47801527 | F 2010/3 A 240 |
| | | | | | 320 | 19,000 | 38,100 | 10 | 47801528 | F 2010/3 A 320 |
| | | 30 | 5 | A | 60 | 12,000 | 25,400 | 10 | 44401063 | F 3005/3 A 60 |
| | | | | | 80 | 12,000 | 25,400 | 10 | 44401083 | F 3005/3 A 80 |
| | | | | | 120 | 12,000 | 25,400 | 10 | 44401123 | F 3005/3 A 120 |
| | | | | | 150 | 12,000 | 25,400 | 10 | 44401153 | F 3005/3 A 150 |
| | | | | | 180 | 12,000 | 25,400 | 10 | 44401183 | F 3005/3 A 180 |

*Continued on next page*

# Flap tools
## Mounted flap wheels F

PFERD TOOLS

| $S_d$ [mm] | L [mm] | D [mm] | T [mm] | Abrasive | Grit size | Opt. RPM | Max. RPM | | Item no. | Designation |
|---|---|---|---|---|---|---|---|---|---|---|
| 3 | 40 | 30 | 5 | A | 240 | 12,000 | 25,400 | 10 | 44401243 | F 3005/3 A 240 |
| | | | | | 320 | 12,000 | 25,400 | 10 | 44401323 | F 3005/3 A 320 |
| | | | 10 | A | 60 | 12,000 | 25,400 | 10 | 44402063 | F 3010/3 A 60 |
| | | | | | 80 | 12,000 | 25,400 | 10 | 44402083 | F 3010/3 A 80 |
| | | | | | 120 | 12,000 | 25,400 | 10 | 44402123 | F 3010/3 A 120 |
| | | | | | 150 | 12,000 | 25,400 | 10 | 44402153 | F 3010/3 A 150 |
| | | | | | 180 | 12,000 | 25,400 | 10 | 44402183 | F 3010/3 A 180 |
| | | | | | 240 | 12,000 | 25,400 | 10 | 44402243 | F 3010/3 A 240 |
| | | | | | 320 | 12,000 | 25,400 | 10 | 44402323 | F 3010/3 A 320 |
| 6 | 40 | 20 | 10 | A | 60 | 19,000 | 38,100 | 10 | 47801067 | F 2010/6 A 60 |
| | | | | | 80 | 19,000 | 38,100 | 10 | 44400086 | F 2010/6 A 80 |
| | | | | | 120 | 19,000 | 38,100 | 10 | 44400126 | F 2010/6 A 120 |
| | | | | | 150 | 19,000 | 38,100 | 10 | 44400156 | F 2010/6 A 150 |
| | | | | | 180 | 19,000 | 38,100 | 10 | 44400186 | F 2010/6 A 180 |
| | | 25 | 10 | A | 80 | 15,000 | 30,500 | 10 | 44405086 | F 2510/6 A 80 |
| | | | | | 120 | 15,000 | 30,500 | 10 | 44405126 | F 2510/6 A 120 |
| | | | | | 180 | 15,000 | 30,500 | 10 | 44405186 | F 2510/6 A 180 |
| | | | 15 | A | 40 | 15,000 | 30,500 | 10 | 47801544 | F 2515/6 A 40 |
| | | | | | 80 | 15,000 | 30,500 | 10 | 44406086 | F 2515/6 A 80 |
| | | | | | 120 | 15,000 | 30,500 | 10 | 44406126 | F 2515/6 A 120 |
| | | | | | 150 | 15,000 | 30,500 | 10 | 44406156 | F 2515/6 A 150 |
| | | | | | 180 | 15,000 | 30,500 | 10 | 44406186 | F 2515/6 A 180 |
| | | | 20 | A | 80 | 15,000 | 30,500 | 10 | 44415086 | F 2520/6 A 80 |
| | | | | | 120 | 15,000 | 30,500 | 10 | 44415126 | F 2520/6 A 120 |
| | | | | | 180 | 15,000 | 30,500 | 10 | 44415186 | F 2520/6 A 180 |
| | | | 25 | A | 60 | 15,000 | 30,500 | 10 | 47801818 | F 2525/6 A 60 |
| | | | | | 80 | 15,000 | 30,500 | 10 | 44410086 | F 2525/6 A 80 |
| | | | | | 120 | 15,000 | 30,500 | 10 | 44410126 | F 2525/6 A 120 |
| | | | | | 150 | 15,000 | 30,500 | 10 | 44410156 | F 2525/6 A 150 |
| | | | | | 180 | 15,000 | 30,500 | 10 | 44410186 | F 2525/6 A 180 |
| | | 30 | 3 | A | 80 | 12,000 | 25,400 | 10 | 44416086 | F 3003/6 A 80 |
| | | | | | 120 | 12,000 | 25,400 | 10 | 44416126 | F 3003/6 A 120 |
| | | | | | 150 | 12,000 | 25,400 | 10 | 44416156 | F 3003/6 A 150 |
| | | | | | 180 | 12,000 | 25,400 | 10 | 44416186 | F 3003/6 A 180 |
| | | | | | 240 | 12,000 | 25,400 | 10 | 44416246 | F 3003/6 A 240 |
| | | | | | 320 | 12,000 | 25,400 | 10 | 44416326 | F 3003/6 A 320 |
| | | | 5 | A | 60 | 12,000 | 25,400 | 10 | 44401066 | F 3005/6 A 60 |
| | | | | | 80 | 12,000 | 25,400 | 10 | 44401086 | F 3005/6 A 80 |
| | | | | | 120 | 12,000 | 25,400 | 10 | 44401126 | F 3005/6 A 120 |
| | | | | | 150 | 12,000 | 25,400 | 10 | 44401156 | F 3005/6 A 150 |
| | | | | | 180 | 12,000 | 25,400 | 10 | 44401186 | F 3005/6 A 180 |
| | | | | | 240 | 12,000 | 25,400 | 10 | 44401246 | F 3005/6 A 240 |
| | | | | | 320 | 12,000 | 25,400 | 10 | 44401326 | F 3005/6 A 320 |
| | | | 10 | A | 60 | 12,000 | 25,400 | 10 | 44402066 | F 3010/6 A 60 |
| | | | | | 80 | 12,000 | 25,400 | 10 | 44402086 | F 3010/6 A 80 |
| | | | | | 120 | 12,000 | 25,400 | 10 | 44402126 | F 3010/6 A 120 |
| | | | | | 150 | 12,000 | 25,400 | 10 | 44402156 | F 3010/6 A 150 |
| | | | | | 180 | 12,000 | 25,400 | 10 | 44402186 | F 3010/6 A 180 |
| | | | | | 240 | 12,000 | 25,400 | 10 | 44402246 | F 3010/6 A 240 |
| | | | | | 320 | 12,000 | 25,400 | 10 | 44402326 | F 3010/6 A 320 |
| | | | | | 400 | 12,000 | 25,400 | 10 | 44402406 | F 3010/6 A 400 |
| | | | 15 | A | 40 | 12,000 | 25,400 | 10 | 47801545 | F 3015/6 A 40 |
| | | | | | 60 | 12,000 | 25,400 | 10 | 44409066 | F 3015/6 A 60 |
| | | | | | 80 | 12,000 | 25,400 | 10 | 44409086 | F 3015/6 A 80 |

*Continued on next page*

# Flap tools
## Mounted flap wheels F

PFERD TOOLS

| $S_d$ [mm] | L [mm] | D [mm] | T [mm] | Abrasive | Grit size | Opt. RPM | Max. RPM | | Item no. | Designation |
|---|---|---|---|---|---|---|---|---|---|---|
| 6 | 40 | 30 | 15 | A | 120 | 12,000 | 25,400 | 10 | 44409126 | F 3015/6 A 120 |
| | | | | | 150 | 12,000 | 25,400 | 10 | 44409156 | F 3015/6 A 150 |
| | | | | | 180 | 12,000 | 25,400 | 10 | 44409186 | F 3015/6 A 180 |
| | | | | | 240 | 12,000 | 25,400 | 10 | 44409246 | F 3015/6 A 240 |
| | | | | | 320 | 12,000 | 25,400 | 10 | 44409326 | F 3015/6 A 320 |
| | | | 20 | A | 40 | 12,000 | 25,400 | 10 | 47802247 | F 3020/6 A 40 |
| | | | | | 60 | 12,000 | 25,400 | 10 | 47802248 | F 3020/6 A 60 |
| | | | | | 150 | 12,000 | 25,400 | 10 | 47802249 | F 3020/6 A 150 |
| | | | | | 180 | 12,000 | 25,400 | 10 | 47802250 | F 3020/6 A 180 |
| | | | | | 240 | 12,000 | 25,400 | 10 | 47802251 | F 3020/6 A 240 |
| | | | | | 320 | 12,000 | 25,400 | 10 | 47802252 | F 3020/6 A 320 |
| | | | 30 | A | 60 | 12,000 | 25,400 | 10 | 44411066 | F 3030/6 A 60 |
| | | | | | 80 | 12,000 | 25,400 | 10 | 44411086 | F 3030/6 A 80 |
| | | | | | 120 | 12,000 | 25,400 | 10 | 44411126 | F 3030/6 A 120 |
| | | | | | 150 | 12,000 | 25,400 | 10 | 44411156 | F 3030/6 A 150 |
| | | | | | 180 | 12,000 | 25,400 | 10 | 44411186 | F 3030/6 A 180 |
| | | | | | 240 | 12,000 | 25,400 | 10 | 44411246 | F 3030/6 A 240 |
| | | | | | 320 | 12,000 | 25,400 | 10 | 44411326 | F 3030/6 A 320 |
| | | 40 | 10 | A | 60 | 9,600 | 19,100 | 10 | 44403066 | F 4010/6 A 60 |
| | | | | | 80 | 9,600 | 19,100 | 10 | 44403086 | F 4010/6 A 80 |
| | | | | | 120 | 9,600 | 19,100 | 10 | 44403126 | F 4010/6 A 120 |
| | | | | | 150 | 9,600 | 19,100 | 10 | 44403156 | F 4010/6 A 150 |
| | | | | | 180 | 9,600 | 19,100 | 10 | 44403186 | F 4010/6 A 180 |
| | | | | | 240 | 9,600 | 19,100 | 10 | 44403246 | F 4010/6 A 240 |
| | | | 15 | A | 40 | 9,600 | 19,100 | 10 | 47801215 | F 4015/6 A 40 |
| | | | | | 60 | 9,600 | 19,100 | 10 | 44404066 | F 4015/6 A 60 |
| | | | | | 80 | 9,600 | 19,100 | 10 | 44404086 | F 4015/6 A 80 |
| | | | | | 120 | 9,600 | 19,100 | 10 | 44404126 | F 4015/6 A 120 |
| | | | | | 150 | 9,600 | 19,100 | 10 | 44404156 | F 4015/6 A 150 |
| | | | | | 180 | 9,600 | 19,100 | 10 | 44404186 | F 4015/6 A 180 |
| | | | | | 240 | 9,600 | 19,100 | 10 | 44404246 | F 4015/6 A 240 |
| | | | | | 320 | 9,600 | 19,100 | 10 | 44404326 | F 4015/6 A 320 |
| | | | 20 | A | 40 | 9,600 | 19,100 | 10 | 44408046 | F 4020/6 A 40 |
| | | | | | 60 | 9,600 | 19,100 | 10 | 44408066 | F 4020/6 A 60 |
| | | | | | 80 | 9,600 | 19,100 | 10 | 44408086 | F 4020/6 A 80 |
| | | | | | 120 | 9,600 | 19,100 | 10 | 44408126 | F 4020/6 A 120 |
| | | | | | 150 | 9,600 | 19,100 | 10 | 44408156 | F 4020/6 A 150 |
| | | | | | 180 | 9,600 | 19,100 | 10 | 44408186 | F 4020/6 A 180 |
| | | | | | 240 | 9,600 | 19,100 | 10 | 44408246 | F 4020/6 A 240 |
| | | 50 | 5 | A | 60 | 7,000 | 15,200 | 10 | 44418066 | F 5005/6 A 60 |
| | | | | | 80 | 7,000 | 15,200 | 10 | 44418086 | F 5005/6 A 80 |
| | | | | | 120 | 7,000 | 15,200 | 10 | 44418126 | F 5005/6 A 120 |
| | | | | | 150 | 7,000 | 15,200 | 10 | 44418156 | F 5005/6 A 150 |
| | | | | | 180 | 7,000 | 15,200 | 10 | 44418186 | F 5005/6 A 180 |
| | | | | | 240 | 7,000 | 15,200 | 10 | 44418246 | F 5005/6 A 240 |
| | | | | | 320 | 7,000 | 15,200 | 10 | 44418326 | F 5005/6 A 320 |
| | | | 10 | A | 60 | 7,000 | 15,200 | 10 | 44505066 | F 5010/6 A 60 |
| | | | | | 80 | 7,000 | 15,200 | 10 | 44505086 | F 5010/6 A 80 |
| | | | | | 120 | 7,000 | 15,200 | 10 | 44505126 | F 5010/6 A 120 |
| | | | | | 150 | 7,000 | 15,200 | 10 | 44505156 | F 5010/6 A 150 |
| | | | | | 180 | 7,000 | 15,200 | 10 | 44505186 | F 5010/6 A 180 |
| | | | | | 240 | 7,000 | 15,200 | 10 | 44505246 | F 5010/6 A 240 |
| | | | | | 320 | 7,000 | 15,200 | 10 | 44505326 | F 5010/6 A 320 |
| | | | 15 | A | 40 | 7,000 | 15,200 | 10 | 47801221 | F 5015/6 A 40 |

*Continued on next page*

# Flap tools
## Mounted flap wheels F

PFERD TOOLS

| $S_d$ [mm] | L [mm] | D [mm] | T [mm] | Abrasive | Grit size | Opt. RPM | Max. RPM | | Item no. | Designation |
|---|---|---|---|---|---|---|---|---|---|---|
| 6 | 40 | 50 | 15 | A | 60 | 7,000 | 15,200 | 10 | 44506066 | F 5015/6 A 60 |
| | | | | | 80 | 7,000 | 15,200 | 10 | 44506086 | F 5015/6 A 80 |
| | | | | | 120 | 7,000 | 15,200 | 10 | 44506126 | F 5015/6 A 120 |
| | | | | | 150 | 7,000 | 15,200 | 10 | 44506156 | F 5015/6 A 150 |
| | | | | | 180 | 7,000 | 15,200 | 10 | 44506186 | F 5015/6 A 180 |
| | | | | | 240 | 7,000 | 15,200 | 10 | 44506246 | F 5015/6 A 240 |
| | | | | | 320 | 7,000 | 15,200 | 10 | 44506326 | F 5015/6 A 320 |
| | | | 20 | A | 40 | 7,000 | 15,200 | 10 | 47801224 | F 5020/6 A 40 |
| | | | | | 60 | 7,000 | 15,200 | 10 | 44504066 | F 5020/6 A 60 |
| | | | | | 80 | 7,000 | 15,200 | 10 | 44504086 | F 5020/6 A 80 |
| | | | | | 120 | 7,000 | 15,200 | 10 | 44504126 | F 5020/6 A 120 |
| | | | | | 150 | 7,000 | 15,200 | 10 | 44504156 | F 5020/6 A 150 |
| | | | | | 180 | 7,000 | 15,200 | 10 | 44504186 | F 5020/6 A 180 |
| | | | | | 320 | 7,000 | 15,200 | 10 | 44504326 | F 5020/6 A 320 |
| | | | 30 | A | 40 | 7,000 | 15,200 | 10 | 44411546 | F 5030/6 A 40 |
| | | | | | 60 | 7,000 | 15,200 | 10 | 44503066 | F 5030/6 A 60 |
| | | | | | 80 | 7,000 | 15,200 | 10 | 44503086 | F 5030/6 A 80 |
| | | | | | 120 | 7,000 | 15,200 | 10 | 44503126 | F 5030/6 A 120 |
| | | | | | 150 | 7,000 | 15,200 | 10 | 44503156 | F 5030/6 A 150 |
| | | | | | 180 | 7,000 | 15,200 | 10 | 44503186 | F 5030/6 A 180 |
| | | | | | 240 | 7,000 | 15,200 | 10 | 44503246 | F 5030/6 A 240 |
| | | | | | 320 | 7,000 | 15,200 | 10 | 44503326 | F 5030/6 A 320 |
| | | 60 | 5 | A | 60 | 6,300 | 12,700 | 10 | 44419066 | F 6005/6 A 60 |
| | | | | | 80 | 6,300 | 12,700 | 10 | 44419086 | F 6005/6 A 80 |
| | | | | | 120 | 6,300 | 12,700 | 10 | 44419126 | F 6005/6 A 120 |
| | | | | | 150 | 6,300 | 12,700 | 10 | 44419156 | F 6005/6 A 150 |
| | | | | | 180 | 6,300 | 12,700 | 10 | 44419186 | F 6005/6 A 180 |
| | | | 15 | A | 60 | 6,300 | 12,700 | 10 | 44507066 | F 6015/6 A 60 |
| | | | | | 80 | 6,300 | 12,700 | 10 | 44507086 | F 6015/6 A 80 |
| | | | | | 120 | 6,300 | 12,700 | 10 | 44507126 | F 6015/6 A 120 |
| | | | | | 150 | 6,300 | 12,700 | 10 | 44507156 | F 6015/6 A 150 |
| | | | | | 240 | 6,300 | 12,700 | 10 | 44507246 | F 6015/6 A 240 |
| | | | | | 320 | 6,300 | 12,700 | 10 | 44507326 | F 6015/6 A 320 |
| | | | 20 | A | 40 | 6,300 | 12,700 | 10 | 47801077 | F 6020/6 A 40 |
| | | | | | 60 | 6,300 | 12,700 | 10 | 44508066 | F 6020/6 A 60 |
| | | | | | 80 | 6,300 | 12,700 | 10 | 44508086 | F 6020/6 A 80 |
| | | | | | 120 | 6,300 | 12,700 | 10 | 44508126 | F 6020/6 A 120 |
| | | | | | 150 | 6,300 | 12,700 | 10 | 44508156 | F 6020/6 A 150 |
| | | | | | 240 | 6,300 | 12,700 | 10 | 44508246 | F 6020/6 A 240 |
| | | | | | 320 | 6,300 | 12,700 | 10 | 44508326 | F 6020/6 A 320 |
| | | | 30 | A | 40 | 6,300 | 12,700 | 10 | 44509046 | F 6030/6 A 40 |
| | | | | | 60 | 6,300 | 12,700 | 10 | 44509066 | F 6030/6 A 60 |
| | | | | | 80 | 6,300 | 12,700 | 10 | 44509086 | F 6030/6 A 80 |
| | | | | | 120 | 6,300 | 12,700 | 10 | 44509126 | F 6030/6 A 120 |
| | | | | | 150 | 6,300 | 12,700 | 10 | 44509156 | F 6030/6 A 150 |
| | | | | | 180 | 6,300 | 12,700 | 10 | 44509186 | F 6030/6 A 180 |
| | | | | | 240 | 6,300 | 12,700 | 10 | 44509246 | F 6030/6 A 240 |
| | | | | | 320 | 6,300 | 12,700 | 10 | 44509326 | F 6030/6 A 320 |
| | | | | | 400 | 6,300 | 12,700 | 10 | 44509406 | F 6030/6 A 400 |
| | | | 40 | A | 40 | 6,300 | 12,700 | 10 | 47801233 | F 6040/6 A 40 |
| | | | | | 60 | 6,300 | 12,700 | 10 | 44510066 | F 6040/6 A 60 |
| | | | | | 80 | 6,300 | 12,700 | 10 | 44510086 | F 6040/6 A 80 |
| | | | | | 120 | 6,300 | 12,700 | 10 | 44510126 | F 6040/6 A 120 |
| | | | | | 150 | 6,300 | 12,700 | 10 | 44510156 | F 6040/6 A 150 |

*Continued on next page*

# Flap tools
## Mounted flap wheels F

PFERD TOOLS

| $S_d$ [mm] | L [mm] | D [mm] | T [mm] | Abrasive | Grit size | Opt. RPM | Max. RPM | | Item no. | Designation |
|---|---|---|---|---|---|---|---|---|---|---|
| 6 | 40 | 60 | 40 | A | 240 | 6,300 | 12,700 | 10 | 44510246 | F 6040/6 A 240 |
| | | | 50 | A | 40 | 6,300 | 12,700 | 10 | 44511046 | F 6050/6 A 40 |
| | | | | | 60 | 6,300 | 12,700 | 10 | 44511066 | F 6050/6 A 60 |
| | | | | | 80 | 6,300 | 12,700 | 10 | 44511086 | F 6050/6 A 80 |
| | | | | | 120 | 6,300 | 12,700 | 10 | 44511126 | F 6050/6 A 120 |
| | | | | | 150 | 6,300 | 12,700 | 10 | 44511156 | F 6050/6 A 150 |
| | | | | | 240 | 6,300 | 12,700 | 10 | 44511246 | F 6050/6 A 240 |
| | | | | | 320 | 6,300 | 12,700 | 10 | 44511326 | F 6050/6 A 320 |
| | | 80 | 5 | A | 60 | 4,800 | 9,500 | 10 | 47801807 | F 8005/6 A 60 |
| | | | | | 80 | 4,800 | 9,500 | 10 | 47801514 | F 8005/6 A 80 |
| | | | | | 120 | 4,800 | 9,500 | 10 | 47801624 | F 8005/6 A 120 |
| | | | | | 150 | 4,800 | 9,500 | 10 | 47801562 | F 8005/6 A 150 |
| | | | | | 180 | 4,800 | 9,500 | 10 | *47802769* | F 8005/6 A 180 |
| | | | | | 240 | 4,800 | 9,500 | 10 | 44480240 | F 8005/6 A 240 |
| | | | | | 320 | 4,800 | 9,500 | 10 | *44480320* | F 8005/6 A 320 |
| | | | 10 | A | 60 | 4,800 | 9,500 | 10 | 47801575 | F 8010/6 A 60 |
| | | | | | 80 | 4,800 | 9,500 | 10 | 47801110 | F 8010/6 A 80 |
| | | | | | 120 | 4,800 | 9,500 | 10 | 47801576 | F 8010/6 A 120 |
| | | | | | 150 | 4,800 | 9,500 | 10 | 47802867 | F 8010/6 A 150 |
| | | | | | 180 | 4,800 | 9,500 | 10 | 47802868 | F 8010/6 A 180 |
| | | | | | 240 | 4,800 | 9,500 | 10 | 47802869 | F 8010/6 A 240 |
| | | | | | 320 | 4,800 | 9,500 | 10 | 47802857 | F 8010/6 A 320 |
| | | | 15 | A | 40 | 4,800 | 9,500 | 10 | 47801548 | F 8015/6 A 40 |
| | | | | | 60 | 4,800 | 9,500 | 10 | 44512066 | F 8015/6 A 60 |
| | | | | | 80 | 4,800 | 9,500 | 10 | 44512086 | F 8015/6 A 80 |
| | | | | | 120 | 4,800 | 9,500 | 10 | 44512126 | F 8015/6 A 120 |
| | | | | | 150 | 4,800 | 9,500 | 10 | 44512156 | F 8015/6 A 150 |
| | | | 20 | A | 40 | 4,800 | 9,500 | 10 | 44513046 | F 8020/6 A 40 |
| | | | | | 60 | 4,800 | 9,500 | 10 | 44513066 | F 8020/6 A 60 |
| | | | | | 80 | 4,800 | 9,500 | 10 | 44513086 | F 8020/6 A 80 |
| | | | | | 120 | 4,800 | 9,500 | 10 | 44513126 | F 8020/6 A 120 |
| | | | | | 150 | 4,800 | 9,500 | 10 | 44513156 | F 8020/6 A 150 |
| | | | 30 | A | 40 | 4,800 | 9,500 | 10 | 44514046 | F 8030/6 A 40 |
| | | | | | 60 | 4,800 | 9,500 | 10 | 44514066 | F 8030/6 A 60 |
| | | | | | 80 | 4,800 | 9,500 | 10 | 44514086 | F 8030/6 A 80 |
| | | | | | 120 | 4,800 | 9,500 | 10 | 44514126 | F 8030/6 A 120 |
| | | | | | 150 | 4,800 | 9,500 | 10 | 44514156 | F 8030/6 A 150 |
| | | | | | 240 | 4,800 | 9,500 | 10 | 44514246 | F 8030/6 A 240 |
| | | | | | 320 | 4,800 | 9,500 | 10 | 44514326 | F 8030/6 A 320 |
| | | | 40 | A | 60 | 4,800 | 9,500 | 10 | 44515066 | F 8040/6 A 60 |
| | | | | | 80 | 4,800 | 9,500 | 10 | 44515086 | F 8040/6 A 80 |
| | | | | | 120 | 4,800 | 9,500 | 10 | 44515126 | F 8040/6 A 120 |
| | | | | | 150 | 4,800 | 9,500 | 10 | 44515156 | F 8040/6 A 150 |
| | | | | | 240 | 4,800 | 9,500 | 10 | 44515246 | F 8040/6 A 240 |
| | | | 50 | A | 40 | 4,800 | 9,500 | 10 | 44516046 | F 8050/6 A 40 |
| | | | | | 60 | 4,800 | 9,500 | 10 | 44516066 | F 8050/6 A 60 |
| | | | | | 80 | 4,800 | 9,500 | 10 | 44516086 | F 8050/6 A 80 |
| | | | | | 120 | 4,800 | 9,500 | 10 | 44516126 | F 8050/6 A 120 |
| | | | | | 150 | 4,800 | 9,500 | 10 | 44516156 | F 8050/6 A 150 |
| | | | | | 240 | 4,800 | 9,500 | 10 | 44516246 | F 8050/6 A 240 |
| | | | | | 320 | 4,800 | 9,500 | 10 | 44516326 | F 8050/6 A 320 |





*Discontinued product*




## Zirconia alumina Z-COOL version

The flaps made of coated abrasive are arranged radially around the axis in a fan-type structure. For coarse grinding work with a high stock removal rate. Active grinding additives substantially improve the stock removal rate, prevent clogging and result in cooler grinding.

**Special features:**
- Highly flexible, enabling optimal adjustment to the contour.
- Consistently high stock removal rate over the entire tool life as new, aggressive abrasive is constantly exposed.
- Can be used face-down very close to edges and in corners thanks to the flat, moulded-core design.

| $S_d$ [mm] | L [mm] | D [mm] | T [mm] | Abrasive | Grit size | Opt. RPM | Max. RPM | | Item no. | Designation |
|---|---|---|---|---|---|---|---|---|---|---|
| 6 | 40 | 30 | 20 | Z-COOL | 60 | 12,000 | 25,400 | 10 | 44412066 | F 3020/6 Z-COOL 60 |
| | | | | | 80 | 12,000 | 25,400 | 10 | 44412086 | F 3020/6 Z-COOL 80 |
| | | 40 | 20 | Z-COOL | 60 | 9,600 | 19,100 | 10 | 44414066 | F 4020/6 Z-COOL 60 |
| | | | | | 80 | 9,600 | 19,100 | 10 | 44414086 | F 4020/6 Z-COOL 80 |
| | | 50 | 20 | Z-COOL | 60 | 7,000 | 15,200 | 10 | 44531066 | F 5020/6 Z-COOL 60 |
| | | | | | 80 | 7,000 | 15,200 | 10 | 44531086 | F 5020/6 Z-COOL 80 |
| | | 60 | 30 | Z-COOL | 60 | 6,300 | 12,700 | 10 | 44533066 | F 6030/6 Z-COOL 60 |
| | | | | | 80 | 6,300 | 12,700 | 10 | 44533086 | F 6030/6 Z-COOL 80 |
| | | 80 | 50 | Z-COOL | 60 | 4,800 | 9,500 | 10 | 44535066 | F 8050/6 Z-COOL 60 |
| | | | | | 80 | 4,800 | 9,500 | 10 | 44535086 | F 8050/6 Z-COOL 80 |




## Ceramic oxide grain CO-COOL version

The flaps made of coated abrasive are arranged radially around the axis in a fan-type structure. Consistently high performance and aggressive grinding due to self-sharpening ceramic oxide grain. Active grinding additives improve the stock removal rate, prevent clogging and result in cooler grinding.

**Special features:**
- Highly flexible, enabling optimal adjustment to the contour.
- Consistently high stock removal rate over the entire tool life as new, aggressive abrasive is constantly exposed.
- Can be used face-down very close to edges and in corners thanks to the flat, moulded-core design.

| $S_d$ [mm] | L [mm] | D [mm] | T [mm] | Abrasive | Grit size | Opt. RPM | Max. RPM | | Item no. | Designation |
|---|---|---|---|---|---|---|---|---|---|---|
| 3 | 40 | 15 | 10 | CO-COOL | 120 | 25,000 | 50,000 | 10 | 44400069 | F 1510/3 CO-COOL 120 |
| | | | | | 60 | 25,000 | 50,000 | 10 | 44400067 | F 1510/3 CO-COOL 60 |
| | | | | | 80 | 25,000 | 50,000 | 10 | 44400068 | F 1510/3 CO-COOL 80 |
| | | | 15 | CO-COOL | 120 | 25,000 | 50,000 | 10 | 44400072 | F 1515/3 CO-COOL 120 |
| | | | | | 60 | 25,000 | 50,000 | 10 | 44400070 | F 1515/3 CO-COOL 60 |
| | | | | | 80 | 25,000 | 50,000 | 10 | 44400071 | F 1515/3 CO-COOL 80 |
| 6 | 40 | 20 | 10 | CO-COOL | 60 | 19,000 | 38,100 | 10 | 47802871 | F 2010/6 CO-COOL 60 |
| | | | | | 80 | 19,000 | 38,100 | 10 | 47802716 | F 2010/6 CO-COOL 80 |
| | | | | | 120 | 19,000 | 38,100 | 10 | 47802717 | F 2010/6 CO-COOL 120 |
| | | 30 | 10 | CO-COOL | 40 | 12,000 | 25,400 | 10 | 44402054 | F 3010/6 CO-COOL 40 |
| | | | | | 60 | 12,000 | 25,400 | 10 | 44402074 | F 3010/6 CO-COOL 60 |
| | | | | | 80 | 12,000 | 25,400 | 10 | 44402094 | F 3010/6 CO-COOL 80 |
| | | | | | 120 | 12,000 | 25,400 | 10 | 44402134 | F 3010/6 CO-COOL 120 |
| | | | 15 | CO-COOL | 40 | 12,000 | 25,400 | 10 | 44409054 | F 3015/6 CO-COOL 40 |
| | | | | | 60 | 12,000 | 25,400 | 10 | 44409074 | F 3015/6 CO-COOL 60 |
| | | | | | 80 | 12,000 | 25,400 | 10 | 44409094 | F 3015/6 CO-COOL 80 |
| | | | | | 120 | 12,000 | 25,400 | 10 | 44409134 | F 3015/6 CO-COOL 120 |
| | | | 20 | CO-COOL | 40 | 12,000 | 25,400 | 10 | 47802244 | F 3020/6 CO-COOL 40 |
| | | | | | 60 | 12,000 | 25,400 | 10 | 47802245 | F 3020/6 CO-COOL 60 |
| | | | | | 80 | 12,000 | 25,400 | 10 | 47802246 | F 3020/6 CO-COOL 80 |
| | | | | | 120 | 12,000 | 25,400 | 10 | 47802773 | F 3020/6 CO-COOL 120 |

*Continued on next page*

# Flap tools
## Mounted flap wheels F

| $S_d$ [mm] | L [mm] | D [mm] | T [mm] | Abrasive | Grit size | Opt. RPM | Max. RPM | | Item no. | Designation |
|---|---|---|---|---|---|---|---|---|---|---|
| 6 | 40 | 40 | 20 | CO-COOL | 40 | 9,600 | 19,100 | 10 | 44408054 | F 4020/6 CO-COOL 40 |
| | | | | | 60 | 9,600 | 19,100 | 10 | 44408074 | F 4020/6 CO-COOL 60 |
| | | | | | 80 | 9,600 | 19,100 | 10 | 44408094 | F 4020/6 CO-COOL 80 |
| | | | | | 120 | 9,600 | 19,100 | 10 | 44408134 | F 4020/6 CO-COOL 120 |
| | | 50 | 30 | CO-COOL | 40 | 7,000 | 15,200 | 10 | 44411554 | F 5030/6 CO-COOL 40 |
| | | | | | 60 | 7,000 | 15,200 | 10 | 44411574 | F 5030/6 CO-COOL 60 |
| | | | | | 80 | 7,000 | 15,200 | 10 | 44411594 | F 5030/6 CO-COOL 80 |
| | | | | | 120 | 7,000 | 15,200 | 10 | 44411634 | F 5030/6 CO-COOL 120 |
| | | 60 | 15 | CO-COOL | 40 | 6,300 | 12,700 | 10 | 47802872 | F 6015/6 CO-COOL 40 |
| | | | | | 60 | 6,300 | 12,700 | 10 | 47802873 | F 6015/6 CO-COOL 60 |
| | | | | | 80 | 6,300 | 12,700 | 10 | 47802800 | F 6015/6 CO-COOL 80 |
| | | | | | 120 | 6,300 | 12,700 | 10 | 47802874 | F 6015/6 CO-COOL 120 |
| | | | 30 | CO-COOL | 40 | 6,300 | 12,700 | 10 | 44411754 | F 6030/6 CO-COOL 40 |
| | | | | | 60 | 6,300 | 12,700 | 10 | 44411774 | F 6030/6 CO-COOL 60 |
| | | | | | 80 | 6,300 | 12,700 | 10 | 44411794 | F 6030/6 CO-COOL 80 |
| | | | | | 120 | 6,300 | 12,700 | 10 | 44411834 | F 6030/6 CO-COOL 120 |




### Silicon carbide SiC version

The flaps made of coated abrasive are arranged radially around the axis in a fan-type structure. For general grinding work. Particularly recommended for use on titanium alloys. Ideally suited for use in the aircraft industry, particularly when SiC is the only abrasive approved for use.



**Special features:**

- Highly flexible, enabling optimal adjustment to the contour.
- Consistently high stock removal rate over the entire tool life as new, aggressive abrasive is constantly exposed.
- Can be used face-down very close to edges and in corners thanks to the flat, moulded-core design.

| $S_d$ [mm] | L [mm] | D [mm] | T [mm] | Abrasive | Grit size | Opt. RPM | Max. RPM | | Item no. | Designation |
|---|---|---|---|---|---|---|---|---|---|---|
| 6 | 40 | 20 | 10 | SiC | 60 | 19,000 | 38,100 | 10 | 44400060 | F 2010/6 SiC 60 |
| | | | | | 80 | 19,000 | 38,100 | 10 | 44400080 | F 2010/6 SiC 80 |
| | | | | | 120 | 19,000 | 38,100 | 10 | 44400120 | F 2010/6 SiC 120 |
| | | | | | 150 | 19,000 | 38,100 | 10 | 44400150 | F 2010/6 SiC 150 |
| | | 30 | 10 | SiC | 60 | 12,000 | 25,400 | 10 | 44407066 | F 3010/6 SiC 60 |
| | | | | | 80 | 12,000 | 25,400 | 10 | 44407086 | F 3010/6 SiC 80 |
| | | | | | 120 | 12,000 | 25,400 | 10 | 44407126 | F 3010/6 SiC 120 |
| | | | | | 150 | 12,000 | 25,400 | 10 | 44407156 | F 3010/6 SiC 150 |
| | | | 15 | SiC | 80 | 12,000 | 25,400 | 10 | *44415080* | F 3015/6 SiC 80 |
| | | | | | 120 | 12,000 | 25,400 | 10 | *44415120* | F 3015/6 SiC 120 |
| | | | | | 150 | 12,000 | 25,400 | 10 | *44415150* | F 3015/6 SiC 150 |
| | | | 20 | SiC | 60 | 12,000 | 25,400 | 10 | 44420060 | F 3020/6 SiC 60 |
| | | | | | 80 | 12,000 | 25,400 | 10 | 44420080 | F 3020/6 SiC 80 |
| | | | | | 120 | 12,000 | 25,400 | 10 | 44420120 | F 3020/6 SiC 120 |
| | | | | | 150 | 12,000 | 25,400 | 10 | *44420150* | F 3020/6 SiC 150 |
| | | 40 | 20 | SiC | 60 | 9,600 | 19,100 | 10 | 44440060 | F 4020/6 SiC 60 |
| | | | | | 80 | 9,600 | 19,100 | 10 | 44440080 | F 4020/6 SiC 80 |
| | | | | | 120 | 9,600 | 19,100 | 10 | 44440120 | F 4020/6 SiC 120 |
| | | | | | 150 | 9,600 | 19,100 | 10 | *44440150* | F 4020/6 SiC 150 |
| | | 50 | 30 | SiC | 60 | 7,000 | 15,200 | 10 | *44450060* | F 5030/6 SiC 60 |
| | | | | | 80 | 7,000 | 15,200 | 10 | *44450080* | F 5030/6 SiC 80 |

*Continued on next page*



*Discontinued product*

| $S_d$ [mm] | L [mm] | D [mm] | T [mm] | Abrasive | Grit size | Opt. RPM | Max. RPM | | Item no. | Designation |
|---|---|---|---|---|---|---|---|---|---|---|
| 6 | 40 | 50 | 30 | SiC | 120 | 7,000 | 15,200 | 10 | *44450120* | F 5030/6 SiC 120 |
| | | 60 | 30 | SiC | 60 | 6,300 | 12,700 | 10 | 44521066 | F 6030/6 SiC 60 |
| | | | | | 80 | 6,300 | 12,700 | 10 | 44521086 | F 6030/6 SiC 80 |
| | | | | | 120 | 6,300 | 12,700 | 10 | 44521126 | F 6030/6 SiC 120 |
| | | | | | 150 | 6,300 | 12,700 | 10 | 44521156 | F 6030/6 SiC 150 |

## Mounted flap wheel set




### FSO

Set of different mounted flap wheels in the aluminium oxide A variant with a shank diameter of 6 mm.

**Contents:**
Five each of the following mounted flap wheels with shank dia. 6 mm in the following dimensions: 40 x 15 mm (grit sizes 80 and 120), 50 x 15 mm (grit sizes 60 and 80), 60 x 30 mm (grit size 60), 60 x 40 mm (grit sizes 80 and 150) and 80 x 30 mm (grit size 60).

**Special features:**
- For getting to know and testing the comprehensive range.
- Coordinated selection of the most common versions.
- Promotional display box.

| L [mm] | B [mm] | H [mm] | | Item no. | Designation |
|---|---|---|---|---|---|
| 240 | 145 | 240 | 1 | 44590001 | FSO 5400 |

## Mounted flap wheel – bore polisher




### Aluminium oxide A version

The flaps made of coated abrasive are arranged radially around the axis in a fan-type structure. The open structure of the tool ensures flexibility and enables grinding even in small bores. Bore polishers are suitable for fine grinding.

**Special features:**
- Produces uniform surfaces, even in small holes.
- Highly flexible, enabling optimal adjustment to the contour.
- Consistently high stock removal rate over the entire tool life as new, aggressive abrasive is constantly exposed.

| $S_d$ [mm] | L [mm] | D [mm] | T [mm] | Abrasive | Grit size | Opt. RPM | Max. RPM | | Item no. | Designation |
|---|---|---|---|---|---|---|---|---|---|---|
| 6 | 60 | 15 | 20 | A | 120 | 25,400 | 31,800 | 10 | 44403250 | BP 1520/6-60 6x2 A 120 |
| | | | | | 150 | 25,400 | 31,800 | 10 | 44403251 | BP 1520/6-60 6x2 A 150 |
| | | 20 | 20 | A | 120 | 19,100 | 23,800 | 10 | 44403252 | BP 2020/6-60 6x2 A 120 |
| | | | | | 150 | 19,100 | 23,800 | 10 | 44403253 | BP 2020/6-60 6x2 A 150 |
| | | 25 | 20 | A | 120 | 15,000 | 19,100 | 10 | 44403254 | BP 2520/6-60 6x2 A 120 |
| | | | | | 150 | 15,000 | 19,100 | 10 | 44403255 | BP 2520/6-60 6x2 A 150 |
| | | 30 | 20 | A | 120 | 12,700 | 15,900 | 10 | 44403256 | BP 3020/6-60 6x2 A 120 |
| | | | | | 150 | 12,700 | 15,900 | 10 | 44403257 | BP 3020/6-60 6x2 A 150 |



*Discontinued product*

# Flap tools
## Unmounted flap wheels FR

### Safety notes

- As a rule, unmounted flap wheels should be used with the appropriate clamping flanges.
- The maximum permitted peripheral speed is determined as follows:
  Unmounted flap wheels = 50 m/s
  Unmounted flap wheels for angle grinders = 80 m/s
  Flap drums = 32 m/s.
- The contact pressure must be significantly reduced if the specified optimum rotational speed is exceeded.
- For safety reasons, the maximum permitted rotational speed indicated must never be exceeded.


Wear eye protection!


Wear hearing protection!


Wear gloves!


Wear a dust mask!


Follow the safety instructions!



4




### Aluminium oxide A version

The flaps made of coated abrasive are arranged radially around the axis in a fan-type structure. For general applications from coarse to fine grinding.

**Special features:**

- Highly flexible, enabling optimal adjustment to the contour. Can be used face-down very close to edges and in corners thanks to special clamping system.
- Consistently high stock removal rate over the entire tool life as new, aggressive abrasive is constantly exposed.
- Please order compatible arbor separately.

| D [mm] | T [mm] | H [mm] | Abrasive | Grit size | Opt. RPM | Max. RPM | | Item no. | Designation |
|---|---|---|---|---|---|---|---|---|---|
| 100 | 30 | 25.4 | A | 40 | 5,500 | 9,500 | 2 | 44710041 | FR 10030/25,4 A 40 |
| | | | | 60 | 5,500 | 9,500 | 2 | 44710061 | FR 10030/25,4 A 60 |
| | | | | 80 | 5,500 | 9,500 | 2 | 44710081 | FR 10030/25,4 A 80 |
| | | | | 120 | 5,500 | 9,500 | 2 | 44710121 | FR 10030/25,4 A 120 |
| | 50 | 25.4 | A | 40 | 5,500 | 9,500 | 2 | 44712041 | FR 10050/25,4 A 40 |
| | | | | 60 | 5,500 | 9,500 | 2 | 44712061 | FR 10050/25,4 A 60 |
| | | | | 80 | 5,500 | 9,500 | 2 | 44712081 | FR 10050/25,4 A 80 |
| | | | | 120 | 5,500 | 9,500 | 2 | 44712121 | FR 10050/25,4 A 120 |
| 150 | 30 | 25.4 | A | 40 | 3,500 | 6,300 | 2 | 44724040 | FR 15030/25,4 A 40 |
| | | | | 60 | 3,500 | 6,300 | 2 | 44724060 | FR 15030/25,4 A 60 |
| | | | | 80 | 3,500 | 6,300 | 2 | 44724080 | FR 15030/25,4 A 80 |
| | | | | 120 | 3,500 | 6,300 | 2 | 44724120 | FR 15030/25,4 A 120 |
| | | | | 150 | 3,500 | 6,300 | 2 | 44724150 | FR 15030/25,4 A 150 |
| | 50 | 25.4 | A | 40 | 3,500 | 6,300 | 2 | 44726040 | FR 15050/25,4 A 40 |
| | | | | 60 | 3,500 | 6,300 | 2 | 44726060 | FR 15050/25,4 A 60 |
| | | | | 80 | 3,500 | 6,300 | 2 | 44726080 | FR 15050/25,4 A 80 |
| | | | | 120 | 3,500 | 6,300 | 2 | 44726120 | FR 15050/25,4 A 120 |
| | | | | 150 | 3,500 | 6,300 | 2 | 44726150 | FR 15050/25,4 A 150 |
| | | | | 240 | 3,500 | 6,300 | 2 | 44726240 | FR 15050/25,4 A 240 |
| 165 | 30 | 25.4 | A | 40 | 3,200 | 5,700 | 2 | 44732041 | FR 16530/25.4 A 40 HD |
| | | | | 60 | 3,200 | 5,700 | 2 | 44732061 | FR 16530/25.4 A 60 HD |
| | | | | 80 | 3,200 | 5,700 | 2 | 44732081 | FR 16530/25.4 A 80 HD |
| | | | | 120 | 3,200 | 5,700 | 2 | 44732121 | FR 16530/25,4 A 120 |
| | | | | 150 | 3,200 | 5,700 | 2 | 44732151 | FR 16530/25,4 A 150 |
| | | | | 240 | 3,200 | 5,700 | 2 | 44732241 | FR 16530/25,4 A 240 |
| | 50 | 25.4 | A | 40 | 3,200 | 5,700 | 2 | 44731041 | FR 16550/25.4 A 40 HD |

*Continued on next page*

# Flap tools
## Unmounted flap wheels FR

| D [mm] | T [mm] | H [mm] | Abrasive | Grit size | Opt. RPM | Max. RPM | | Item no. | Designation |
|---|---|---|---|---|---|---|---|---|---|
| 165 | 50 | 25.4 | A | 60 | 3,200 | 5,700 | 2 | 44731061 | FR 16550/25.4 A 60 HD |
| | | | | 80 | 3,200 | 5,700 | 2 | 44731081 | FR 16550/25.4 A 80 HD |
| | | | | 120 | 3,200 | 5,700 | 2 | 44731121 | FR 16550/25.4 A120 HD |
| | | | | 150 | 3,200 | 5,700 | 2 | 44731151 | FR 16550/25,4 A 150 |
| | | | | 240 | 3,200 | 5,700 | 2 | 44731241 | FR 16550/25,4 A 240 |
| | | | | 320 | 3,200 | 5,700 | 2 | 44731321 | FR 16550/25,4 A 320 |
| 200 | 30 | 44 | A | 60 | 2,600 | 4,700 | 2 | 44736061 | FR 20030/44,0 A 60 |
| | | | | 80 | 2,600 | 4,700 | 2 | 44736081 | FR 20030/44,0 A 80 |
| | | | | 120 | 2,600 | 4,700 | 2 | 44736121 | FR 20030/44,0 A 120 |
| | | | | 240 | 2,600 | 4,700 | 2 | 44736241 | FR 20030/44,0 A 240 |
| | 50 | 44 | A | 60 | 2,600 | 4,700 | 2 | 44738061 | FR 20050/44,0 A 60 |
| | | | | 80 | 2,600 | 4,700 | 2 | 44738081 | FR 20050/44,0 A 80 |
| | | | | 120 | 2,600 | 4,700 | 2 | 44738121 | FR 20050/44,0 A 120 |
| | | | | 150 | 2,600 | 4,700 | 2 | 44738151 | FR 20050/44,0 A 150 |
| | | | | 240 | 2,600 | 4,700 | 2 | 44738241 | FR 20050/44,0 A 240 |
| 250 | 50 | 44 | A | 60 | 2,100 | 3,800 | 1 | 44742061 | FR 25050/44,0 A 60 |
| | | | | 80 | 2,100 | 3,800 | 1 | 44742081 | FR 25050/44,0 A 80 |
| | | | | 120 | 2,100 | 3,800 | 1 | 44742121 | FR 25050/44,0 A 120 |
| | | | | 150 | 2,100 | 3,800 | 1 | 44742151 | FR 25050/44,0 A 150 |
| | | | | 240 | 2,100 | 3,800 | 1 | 44742241 | FR 25050/44,0 A 240 |
| | | | | 320 | 2,100 | 3,800 | 1 | 44742321 | FR 25050/44,0 A 320 |

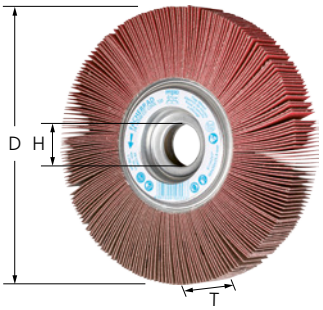


### Ceramic oxide grain CO-COOL version

The flaps made of coated abrasive are arranged radially around the axis in a fan-type structure. Consistently high performance and aggressive grinding due to self-sharpening ceramic oxide grain. Active grinding additives improve the stock removal rate, prevent clogging and result in cooler grinding.

**Special features:**

- Highly flexible, enabling optimal adjustment to the contour. Can be used face-down very close to edges and in corners thanks to special clamping system.
- Consistently high stock removal rate over the entire tool life as new, aggressive abrasive is constantly exposed.
- Please order compatible arbor separately.

| D [mm] | T [mm] | H [mm] | Abrasive | Grit size | Opt. RPM | Max. RPM | | Item no. | Designation |
|---|---|---|---|---|---|---|---|---|---|
| 150 | 30 | 25.4 | CO-COOL | 40 | 3,500 | 6,300 | 2 | 44725204 | FR 15030/25,4 CO-COOL 40 |
| | | | | 60 | 3,500 | 6,300 | 2 | 44725206 | FR 15030/25,4 CO-COOL 60 |
| | | | | 80 | 3,500 | 6,300 | 2 | 44725208 | FR 15030/25,4 CO-COOL 80 |
| | | | | 120 | 3,500 | 6,300 | 2 | 44725212 | FR 15030/25,4 CO-COOL 120 |
| | 50 | 25.4 | CO-COOL | 40 | 3,500 | 6,300 | 2 | 44727204 | FR 15050/25,4 CO-COOL 40 |
| | | | | 60 | 3,500 | 6,300 | 2 | 44727206 | FR 15050/25,4 CO-COOL 60 |
| | | | | 80 | 3,500 | 6,300 | 2 | *44727208* | FR 15050/25,4 CO-COOL 80 |
| | | | | 120 | 3,500 | 6,300 | 2 | *44727212* | FR 15050/25,4 CO-COOL 120 |
| 165 | 30 | 25.4 | CO-COOL | 40 | 3,200 | 5,700 | 2 | 44733204 | FR 16530/25,4 CO-COOL 40 |
| | | | | 60 | 3,200 | 5,700 | 2 | 44733206 | FR 16530/25,4 CO-COOL 60 |
| | | | | 80 | 3,200 | 5,700 | 2 | 44733208 | FR 16530/25,4 CO-COOL 80 |
| | | | | 120 | 3,200 | 5,700 | 2 | 44733212 | FR 16530/25,4 CO-COOL 120 |
| | 50 | 25.4 | CO-COOL | 60 | 3,200 | 5,700 | 2 | *44730306* | FR 16550/25,4 CO-COOL 60 |
| | | | | 80 | 3,200 | 5,700 | 2 | *44730308* | FR 16550/25,4 CO-COOL 80 |



*Discontinued product*

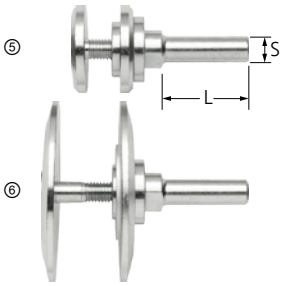


## Version with clamping flange

For mounting PFERD TOOLS unmounted flap wheels. The clamping flanges are designed to lie countersunk in the tool.

**Special features:**
- Can be used face-down very close to edges and in corners thanks to special clamping system.

| Image | Suitable for tool diameter [mm] | Suitable for hole diameter [mm] | S [mm] | L [mm] | Clamping range [mm] | | Item no. | Designation |
|---|---|---|---|---|---|---|---|---|
| ⑤ | 100, 150, 165 | 25.4 | 12 | 40 | 25 – 50 | 1 | 44601225 | FR/VR 12/25,4 100-165 |
| ⑥ | 200, 250 | 44 | 12 | 40 | 25 – 50 | 1 | 44601244 | FR/VR 12/44,0 200-250 |

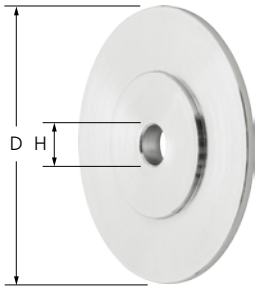


## Reducing flanges for unmounted flap wheels

For mounting unmounted flap wheels and POLINOX grinding wheels on drive spindles. The clamping flanges are designed to lie countersunk in the tool.

**Special features:**
- Can be used face-down very close to edges and in corners thanks to special clamping system.
- Can be adapted to an existing drive spindle by drilling.

| Suitable for tool diameter [mm] | D [mm] | H [mm] | Max. H [mm] | | Item no. | Designation |
|---|---|---|---|---|---|---|
| 150, 165 | 40 | 12 | 22.2 | 1 | 44771225 | RF FR 150-165 Bo. 12-22,2 |
| 200, 250 | 83 | 12 | 40 | 1 | 44771244 | RF FR 200-250 Bo. 12-40 |

# Unmounted flap wheels for angle grinders




## Aluminium oxide A version

The flaps made of coated abrasive are arranged radially around the axis in a fan-type structure. For general applications from coarse to fine grinding.



**Special features:**
- Can be mounted directly on the angle grinder without additional clamping devices (ideal for assembly shop operations).
- Consistently high stock removal rate over the entire tool life as new, aggressive abrasive is constantly exposed.
- Can be used face-down very close to edges and in corners. Highly flexible, enabling optimal adjustment to the contour.

| D [mm] | T [mm] | Thread | Abrasive | Grit size | Opt. RPM | Max. RPM | | Item no. | Designation |
|---|---|---|---|---|---|---|---|---|---|
| 115 | 20 | 5/8-11 | A | 40 | 7,500 | 13,300 | 2 | 47802558 | FR WS 11520 5/8-11 A 40 |
| | | | | 60 | 7,500 | 13,300 | 2 | 47802559 | FR WS 11520 5/8-11 A 60 |
| | | | | 80 | 7,500 | 13,300 | 2 | 47802560 | FR WS 11520 5/8-11 A 80 |
| | | | | 120 | 7,500 | 13,300 | 2 | 47802561 | FR WS 11520 5/8-11 A 120 |
| | | | | 180 | 7,500 | 13,300 | 2 | 47802821 | FR WS 11520 5/8-11 A 180 |
| | | M14 | A | 40 | 7,500 | 13,300 | 2 | 44781504 | FR WS 11520 M14 A 40 |
| | | | | 60 | 7,500 | 13,300 | 2 | 44781506 | FR WS 11520 M14 A 60 |

*Continued on next page*

# Flap tools
## Unmounted flap wheels for angle grinders

| D [mm] | T [mm] | Thread | Abrasive | Grit size | Opt. RPM | Max. RPM | | Item no. | Designation |
|---|---|---|---|---|---|---|---|---|---|
| 115 | 20 | M14 | A | 80 | 7,500 | 13,300 | 2 | 44781508 | FR WS 11520 M14 A 80 |
| | | | | 120 | 7,500 | 13,300 | 2 | 44781512 | FR WS 11520 M14 A 120 |
| | | | | 180 | 7,500 | 13,300 | 2 | 44781518 | FR WS 11520 M14 A 180 |
| | | | | 240 | 7,500 | 13,300 | 2 | 44781524 | FR WS 11520 M14 A 240 |
| | | | | 320 | 7,500 | 13,300 | 2 | 44781532 | FR WS 11520 M14 A 320 |
| 125 | 20 | 5/8-11 | A | 40 | 6,850 | 12,200 | 2 | 47802663 | FR WS 12520 5/8-11 A 40 |
| | | | | 60 | 6,850 | 12,200 | 2 | 47802664 | FR WS 12520 5/8-11 A 60 |
| | | | | 80 | 6,850 | 12,200 | 2 | 47802665 | FR WS 12520 5/8-11 A 80 |
| | | | | 120 | 6,850 | 12,200 | 2 | 47802666 | FR WS 12520 5/8-11 A 120 |
| | | M14 | A | 40 | 6,850 | 12,200 | 2 | 44782504 | FR WS 12520 M14 A 40 |
| | | | | 60 | 6,850 | 12,200 | 2 | 44782506 | FR WS 12520 M14 A 60 |
| | | | | 80 | 6,850 | 12,200 | 2 | 44782508 | FR WS 12520 M14 A 80 |
| | | | | 120 | 6,850 | 12,200 | 2 | 44782512 | FR WS 12520 M14 A 120 |
| | | | | 180 | 6,850 | 12,200 | 2 | 44782518 | FR WS 12520 M14 A 180 |
| | | | | 240 | 6,850 | 12,200 | 2 | 44782524 | FR WS 12520 M14 A 240 |
| | | | | 320 | 6,850 | 12,200 | 2 | 44782532 | FR WS 12520 M14 A 320 |




### Ceramic oxide grain CO-COOL version

The flaps made of coated abrasive are arranged radially around the axis in a fan-type structure. Consistently high performance and aggressive grinding due to self-sharpening ceramic oxide grain. Active grinding additives improve the stock removal rate, prevent clogging and result in cooler grinding.

**Special features:**

- Can be mounted directly on the angle grinder without additional clamping devices (ideal for assembly shop operations).
- Consistently high stock removal rate over the entire tool life as new, aggressive abrasive is constantly exposed.
- Can be used face-down very close to edges and in corners. Highly flexible, enabling optimal adjustment to the contour.

| D [mm] | T [mm] | Thread | Abrasive | Grit size | Opt. RPM | Max. RPM | | Item no. | Designation |
|---|---|---|---|---|---|---|---|---|---|
| 115 | 20 | M14 | CO-COOL | 40 | 7,500 | 13,300 | 2 | *44781604* | FR WS 11520 M14 CO-COOL 40 |
| | | | | 60 | 7,500 | 13,300 | 2 | *44781606* | FR WS 11520 M14 CO-COOL 60 |
| 125 | 20 | M14 | CO-COOL | 40 | 6,850 | 12,200 | 2 | 44782604 | FR WS 12520 M14 CO-COOL 40 |
| | | | | 60 | 6,850 | 12,200 | 2 | 44782606 | FR WS 12520 M14 CO-COOL 60 |
| | | | | 80 | 6,850 | 12,200 | 2 | 44782608 | FR WS 12520 M14 CO-COOL 80 |
| | | | | 120 | 6,850 | 12,200 | 2 | 44782612 | FR WS 12520 M14 CO-COOL 120 |



*Discontinued product*

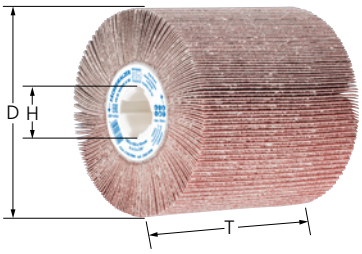


## FR-W type

The flaps made of coated abrasive are arranged radially around the axis in a fan-type structure. Can be used for general work on medium and large metal surfaces. Achievement of homogeneous finishes (grinding patterns) on larger surfaces and contours in manual applications.



**Special features:**
- Suitable for all conventional keyway systems. The 19 mm hole diameter with four keyways fits all conventional drum grinders.
- Consistently high stock removal rate over the entire tool life as new, aggressive abrasive is constantly exposed.
- Can be used face-down very close to edges and in corners thanks to special clamping system. Highly flexible, enabling optimal adjustment to the contour.

| D [mm] | T [mm] | H [mm] | Abrasive | Grit size | Opt. RPM | Max. RPM | | Item no. | Designation |
|---|---|---|---|---|---|---|---|---|---|
| 100 | 100 | 19 | A | 40 | 3,800 | 6,100 | 1 | 44783040 | FR-W 100100 A 40 |
| | | | | 60 | 3,800 | 6,100 | 1 | 44783060 | FR-W 100100 A 60 |
| | | | | 80 | 3,800 | 6,100 | 1 | 44783080 | FR-W 100100 A 80 |
| | | | | 120 | 3,800 | 6,100 | 1 | 44783120 | FR-W 100100 A 120 |
| | | | | 150 | 3,800 | 6,100 | 1 | 44783150 | FR-W 100100 A 150 |
| | | | | 180 | 3,800 | 6,100 | 1 | 44783180 | FR-W 100100 A 180 |

# POLIFLAP tools




## Grinding wheel PFL

The grinding wheel consists of a shank-mounted support and rubber flaps. It must be completed with appropriate abrasive flaps. The combination and arrangement of the abrasive and rubber flaps results in a highly flexible tool.

**Special features:**
- Ideal for blending different surface textures, fine grinding of radii, contours, curved areas or large surfaces.
- Creates a consistently high surface quality over the entire tool life, as new sharp abrasive is steadily released.
- Comfortable to use thanks to particularly lightweight design. Please order abrasive flaps separately in the required grit size.

| D [mm] | T [mm] | $S_d$ [mm] | Opt. RPM | Max. RPM | | Item no. | Designation |
|---|---|---|---|---|---|---|---|
| 170 | 60 | 12 | 1,500 | 3,500 | 1 | 42800100 | PFL 17060/12 |




## Abrasive flaps PFL-SL

Abrasive flaps with aluminium oxide A as the abrasive, suitable for POLIFLAP grinding wheels, for achieving visual effects ranging from coarse to very fine.



**Special features:**
- Ideal for blending different surface textures, fine grinding of radii, contours, curved areas or large surfaces.
- Comfortable to use as easy to replace once worn.

| L [mm] | T [mm] | Abrasive | Grit size | | Item no. | Designation |
|---|---|---|---|---|---|---|
| 75 | 60 | A | 60 | 12 | 42800110 | PFL-SL A 60 |
| | | | 80 | 12 | 42800111 | PFL-SL A 80 |
| | | | 100 | 12 | 42800112 | PFL-SL A 100 |
| | | | 120 | 12 | 42800113 | PFL-SL A 120 |
| | | | 150 | 12 | 42800114 | PFL-SL A 150 |
| | | | 180 | 12 | 42800115 | PFL-SL A 180 |
| | | | 220 | 12 | 42800116 | PFL-SL A 220 |
| | | | 320 | 12 | 42800117 | PFL-SL A 320 |




## Rubber flaps PFL-GL

Rubber flaps to match the POLIFLAP grinding wheel. They lie between the abrasive flaps, and support the abrasive effect and the flexibility of the tool.

**Special features:**
- Comfortable to use as easy to replace once worn.
- The packaging unit corresponds to a complete POLIFLAP grinding wheel.

| L [mm] | T [mm] | | Item no. | Designation |
|---|---|---|---|---|
| 50 | 55 | 12 | 42800120 | PFL-GL |

# Flap tools
## Overlap slotted discs KS

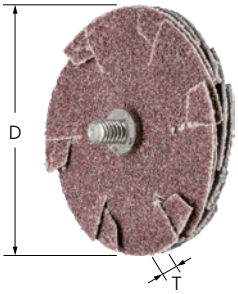


### KS type

Ideal for face grinding. Special tool with aluminium oxide A as the abrasive for face grinding in grooves, fillets and slots. They are mounted via a central threaded hub.



**Special features:**
- Hard-to-reach areas can be accessed as the tool provides abrasive action on its top and bottom sides.
- High economic efficiency as tool can be changed quickly.
- Please order compatible arbor separately.

| D [mm] | T [mm] | Abrasive | Grit size | Number of layers | Opt. RPM | Max. RPM | Suitable arbors | | Item no. | Designation |
|---|---|---|---|---|---|---|---|---|---|---|
| 30 | 5 | A | 80 | 4 | 6,500 | 12,000 | BO KS 30 | 20 | 42863408 | KS 30-4 A 80 |
| 50 | 5 | A | 80 | 4 | 4,000 | 8,000 | BO KS 50 | 20 | 42865408 | KS 50-4 A 80 |

4

## Arbor for overlap slotted discs BO KS




### BO KS

Matching arbor for overlap slotted discs.

**Special features:**
- Reduced set-up work as the overlap slotted discs can be changed without unclamping the arbor from the collet.

| Image | Suitable for | S [mm] | L [mm] | Thread [mm] | | Item no. | Designation |
|---|---|---|---|---|---|---|---|
| ① | KS 30-4 A 80 | 6 | 40 | 1/8 BSW | 1 | 42700650 | BO KS 30 |
| ② | KS 50-4 A 80 | 6 | 40 | 1/4–28 UNF | 1 | 42700640 | BO KS 50 |

# Flap tools
POLISTAR

## Safety notes

- For safety reasons, the maximum permitted rotational speed indicated must never be exceeded.

Wear hearing protection!

Wear a dust mask!

Wear eye protection!

Wear gloves!

Follow the safety instructions!

## Matching tool diameter

POLISTAR can be stacked in several layers. Should be aligned at an offset from one another, so that the abrasive has the optimal effect. Select the tool diameter based on the relevant hole diameter:
PST 20/1.6 for hole dia. 7–15 mm
PST 30/1.6 for hole dia. 10–20 mm
PST 40/3 for hole dia. 15–25 mm
PST 50/3 for hole dia. 20–40 mm



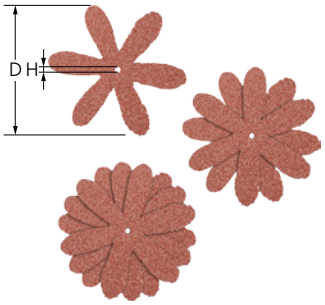


## PST type

Flexible cross buffs with aluminium oxide A as the abrasive, developed especially for working on inner surfaces, e.g. holes and pipes. Can be stacked in several layers. Align at an offset from one another so that the abrasive has the optimal effect.



**Special features:**
- Highly flexible, enabling optimal adjustment to the contour.
- Optimal processing of small internal diameters.
- Order matching arbor separately.

| D [mm] | H [mm] | Abrasive | Grit size | Opt. RPM | Max. RPM | Suitable arbors | | Item no. | Designation |
|---|---|---|---|---|---|---|---|---|---|
| 20 | 1.6 | A | 60 | 15,000 | 38,000 | BO 2,3/1-6, BO 3/1,6 | 100 | 42730206 | PST 20/1,6 A 60 |
| | | | 80 | 15,000 | 38,000 | BO 2,3/1-6, BO 3/1,6 | 100 | 42730208 | PST 20/1,6 A 80 |
| | | | 120 | 15,000 | 38,000 | BO 2,3/1-6, BO 3/1,6 | 100 | 42730212 | PST 20/1,6 A 120 |
| 30 | 1.6 | A | 60 | 9,500 | 25,000 | BO 2,3/1-6, BO 3/1,6 | 100 | 42730306 | PST 30/1,6 A 60 |
| | | | 80 | 9,500 | 25,000 | BO 2,3/1-6, BO 3/1,6 | 100 | 42730308 | PST 30/1,6 A 80 |
| | | | 120 | 9,500 | 25,000 | BO 2,3/1-6, BO 3/1,6 | 100 | 42730312 | PST 30/1,6 A 120 |
| 40 | 3 | A | 60 | 7,200 | 19,000 | BO 6/3 1-6 | 100 | 42730406 | PST 40/3,0 A 60 |
| | | | 80 | 7,200 | 19,000 | BO 6/3 1-6 | 100 | 42730408 | PST 40/3,0 A 80 |
| | | | 120 | 7,200 | 19,000 | BO 6/3 1-6 | 100 | 42730412 | PST 40/3,0 A 120 |
| 50 | 3 | A | 60 | 5,700 | 15,000 | BO 6/3 1-6 | 100 | 42730506 | PST 50/3,0 A 60 |
| | | | 80 | 5,700 | 15,000 | BO 6/3 1-6 | 100 | 42730508 | PST 50/3,0 A 80 |
| | | | 120 | 5,700 | 15,000 | BO 6/3 1-6 | 100 | 42730512 | PST 50/3,0 A 120 |

# Flap tools
## POLISTAR-TUBE

PFERD TOOLS

### Safety notes

- For safety reasons, the maximum permitted rotational speed indicated must never be exceeded.

Wear eye protection!

Wear hearing protection!

Wear gloves!

Wear a dust mask!

Follow the safety instructions!



### Matching tool diameter

Select the tool diameter based on the respective pipe's inner diameter:
PST-T dia. of 50 mm for an inner pipe dia. of 35–40 mm
PST-T dia. of 60 mm for an inner pipe dia. of 40–45 mm
PST-T dia. of 70 mm for an inner pipe dia. of 45–50 mm
PST-T dia. of 80 mm for an inner pipe dia. of 50–55 mm
PST-T dia. of 90 mm for an inner pipe dia. of 55–60 mm
PST-T dia. of 100 mm for an inner pipe dia. of 60–65 mm

### Suitable grit size

Select the correct grit size for the desired roughness:
Grit size 60 = 1.0–1.3 µm $R_a$
Grit size 120 = 0.6–1.0 µm $R_a$
Grit size 180 = 0.4–0.6 µm $R_a$
Grit size 240 = 0.3–0.4 µm $R_a$
Grit size 320 = 0.2–0.3 µm $R_a$

### Suitable flexible shafts

Select suitable flexible shafts:
For PST-T dia. 50-80 mm - 4 PST-T DIN 10/M4
For PST-T dia. 90-100 mm - 7 PST-T DIN 10/M5

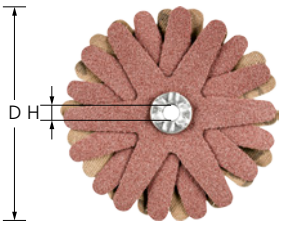


### PST-T type

Multi-layered cross buffs with aluminium oxide A as the abrasive that are riveted together. They are used especially for working on the inner surfaces of pipes and pipe bends. Particularly suitable for work on inner surfaces.



**Special features:**
- Highly flexible, enabling optimal adjustment to the contour.
- Optimal processing of small internal diameters.

| D [mm] | H [mm] | Abrasive | Grit size | Number of layers | Opt. RPM | Max. RPM | Suitable arbors | | Item no. | Designation |
|---|---|---|---|---|---|---|---|---|---|---|
| 50 | 4 | A | 60 | 4 | 3,000 | 7,650 | BO 6/4 0-10 | 10 | 42732063 | PST-T 50/4 4 A 60 |
| | | | 120 | 6 | 3,000 | 7,650 | BO 6/4 0-10 | 10 | 42732066 | PST-T 50/4 6 A 120 |
| | | | 180 | 6 | 3,000 | 7,650 | BO 6/4 0-10 | 10 | 42732068 | PST-T 50/4 6 A 180 |
| | | | 240 | 6 | 3,000 | 7,650 | BO 6/4 0-10 | 10 | 42732069 | PST-T 50/4 6 A 240 |
| | | | 320 | 6 | 3,000 | 7,650 | BO 6/4 0-10 | 10 | 42732070 | PST-T 50/4 6 A 320 |
| 60 | 4 | A | 60 | 4 | 2,500 | 6,350 | BO 6/4 0-10 | 10 | 42732083 | PST-T 60/4 4 A 60 |
| | | | 120 | 6 | 2,500 | 6,350 | BO 6/4 0-10 | 10 | 42732086 | PST-T 60/4 6 A 120 |
| | | | 180 | 6 | 2,500 | 6,350 | BO 6/4 0-10 | 10 | 42732088 | PST-T 60/4 6 A 180 |
| | | | 240 | 6 | 2,500 | 6,350 | BO 6/4 0-10 | 10 | 42732089 | PST-T 60/4 6 A 240 |
| 70 | 4 | A | 60 | 4 | 2,200 | 5,450 | BO 6/4 0-10 | 10 | 42732103 | PST-T 70/4 4 A 60 |
| | | | 120 | 6 | 2,200 | 5,450 | BO 6/4 0-10 | 10 | 42732106 | PST-T 70/4 6 A 120 |
| | | | 180 | 6 | 2,200 | 5,450 | BO 6/4 0-10 | 10 | 42732108 | PST-T 70/4 6 A 180 |
| | | | 240 | 6 | 2,200 | 5,450 | BO 6/4 0-10 | 10 | 42732109 | PST-T 70/4 6 A 240 |

*Continued on next page*

# Flap tools
POLISTAR-TUBE

| D [mm] | H [mm] | Abrasive | Grit size | Number of layers | Opt. RPM | Max. RPM | Suitable arbors | | Item no. | Designation |
|---|---|---|---|---|---|---|---|---|---|---|
| 80 | 4 | A | 60 | 4 | 1,900 | 4,750 | BO 6/4 0-10 | 10 | 42732123 | PST-T 80/4 4 A 60 |
| | | | 120 | 6 | 1,900 | 4,750 | BO 6/4 0-10 | 10 | 42732126 | PST-T 80/4 6 A 120 |
| | | | 180 | 6 | 1,900 | 4,750 | BO 6/4 0-10 | 10 | 42732128 | PST-T 80/4 6 A 180 |
| | | | 240 | 6 | 1,900 | 4,750 | BO 6/4 0-10 | 10 | 42732129 | PST-T 80/4 6 A 240 |
| 90 | 5 | A | 60 | 4 | 1,700 | 4,250 | BO 6/5 0-10 | 10 | 42732143 | PST-T 90/5 4 A 60 |
| | | | 120 | 8 | 1,700 | 4,250 | BO 6/5 0-10 | 10 | 42732146 | PST-T 90/5 8 A 120 |
| | | | 180 | 8 | 1,700 | 4,250 | BO 6/5 0-10 | 10 | 42732148 | PST-T 90/5 8 A 180 |
| | | | 240 | 8 | 1,700 | 4,250 | BO 6/5 0-10 | 10 | 42732149 | PST-T 90/5 8 A 240 |
| 100 | 5 | A | 60 | 4 | 1,500 | 3,820 | BO 6/5 0-10 | 10 | 42732163 | PST-T 100/5 4 A 60 |
| | | | 120 | 8 | 1,500 | 3,820 | BO 6/5 0-10 | 10 | 42732166 | PST-T 100/5 8 A 120 |
| | | | 180 | 8 | 1,500 | 3,820 | BO 6/5 0-10 | 10 | 42732168 | PST-T 100/5 8 A 180 |
| | | | 240 | 8 | 1,500 | 3,820 | BO 6/5 0-10 | 10 | 42732169 | PST-T 100/5 8 A 240 |

## Arbor for POLISTAR and POLISTAR-TUBE




### BO

Matching arbor for POLISTAR and POLISTAR-TUBE.

**Special features:**

- High economic efficiency as tool can be changed quickly.

| Image | Suitable for hole diameter [mm] | S [mm] | L [mm] | Clamping range [mm] | | Item no. | Designation |
|---|---|---|---|---|---|---|---|
| ③ | 1,6 | 2.34 | 43 | 1 – 5 | 10 | 42460023 | BO 2,3/1,6 1-5 |
| | | 3 | 43 | 1 – 5 | 10 | 42460030 | BO 3/1,6 1-5 |
| ② | 3 | 6 | 40 | 1 – 6 | 1 | 42400003 | BO 6/3 1-6 |
| | 4 | 6 | 25 | 0 – 10 | 1 | 42400004 | BO 6/4 0-10 |
| | 5 | 6 | 25 | 0 – 10 | 1 | 42400005 | BO 6/5 0-10 |

# Sanding sticks
## General information

### Safety notes

Wear eye protection!

Wear a dust mask!

Wear hearing protection!

Follow the safety instructions!

Wear gloves!



## Flexible sanding sticks




### Flexible sanding sticks SF/SF-R

Flexible sanding sticks with silicon carbide SiC for machining components with lots of contours, hard-to-reach areas and narrow slots. They are excellently suited for use in engine construction and turbine construction as well as in tool and mould-making.



**Special features:**
- Highly flexible, enabling optimal adjustment to the contour.
- Different surface quality levels from coarse to very fine can be successively achieved.

| L [mm] | B [mm] | H [mm] | Abrasive | Grit size | | Item no. | Designation |
|---|---|---|---|---|---|---|---|
| **SF-R –** with radius | | | | | | | |
| 147 | 15 | 5 | SiC | 80 | 10 | 40110020 | SF-R 147-15-5 SiC 80 |
| | | | | 100 | 10 | 40110021 | SF-R 147-15-5 SiC 100 |
| | | | | 120 | 10 | 40110022 | SF-R 147-15-5 SiC 120 |
| | | | | 180 | 10 | 40110023 | SF-R 147-15-5 SiC 180 |
| | | | | 240 | 10 | 40110024 | SF-R 147-15-5 SiC 240 |
| | | | | 320 | 10 | 40110025 | SF-R 147-15-5 SiC 320 |
| | | | | 1000 | 10 | 40110026 | SF-R 147-15-5 SiC 1000 |
| 180 | 19 | 5 | SiC | 80 | 10 | 40110001 | SF-R 180-19-5 SiC 80 |
| | | | | 100 | 10 | 40110002 | SF-R 180-19-5 SiC 100 |
| | | | | 120 | 10 | 40110003 | SF-R 180-19-5 SiC 120 |
| | | | | 180 | 10 | 40110004 | SF-R 180-19-5 SiC 180 |
| | | | | 240 | 10 | 40110005 | SF-R 180-19-5 SiC 240 |
| | | | | 320 | 10 | 40110006 | SF-R 180-19-5 SiC 320 |
| | | | | 1000 | 10 | 40110007 | SF-R 180-19-5 SiC 1000 |
| **SF –** without radius | | | | | | | |
| 180 | 28 | 5 | SiC | 80 | 10 | 40110040 | SF 180-28-5 SiC 80 |
| | | | | 100 | 10 | 40110041 | SF 180-28-5 SiC 100 |
| | | | | 120 | 10 | 40110042 | SF 180-28-5 SiC 120 |
| | | | | 180 | 10 | 40110043 | SF 180-28-5 SiC 180 |
| | | | | 240 | 10 | 40110044 | SF 180-28-5 SiC 240 |
| | | | | 320 | 10 | 40110045 | SF 180-28-5 SiC 320 |
| | | | | 1000 | 10 | 40110046 | SF 180-28-5 SiC 1000 |

# Sanding sticks
## Ceramic fibre files




### KFF

Ceramic fibre files are made of high-grade ceramic fibres embedded in a special resinoid bond. For work on surfaces, hard-to-reach areas and difficult geometries in tool and mould-making.



**Special features:**

- High economic efficiency due to high abrasive performance and long tool life.
- For maximum stock removal rate, use the file at a 45° angle. Can be used with manual filing tools from catalogue section 9.

| H [mm] | B [mm] | L [mm] | Abrasive | Grit size | | Item no. | Designation |
|---|---|---|---|---|---|---|---|
| **Flat** | | | | | | | |
| 0.5 | 4 | 150 | A | 180 | 1 | 40100018 | KFF 0,5 x 4 x 150 A 180 |
| | | | | 280 | 1 | 40100028 | KFF 0,5 x 4 x 150 A 280 |
| | | | | 400 | 1 | 40100040 | KFF 0,5 x 4 x 150 A 400 |
| | | | | 700 | 1 | 40100070 | KFF 0,5 x 4 x 150 A 700 |
| | 6 | 150 | A | 180 | 1 | *40100318* | KFF 0,5 x 6 x 150 A 180 |
| | | | | 280 | 1 | 40100328 | KFF 0,5 x 6 x 150 A 280 |
| | | | | 400 | 1 | *40100340* | KFF 0,5 x 6 x 150 A 400 |
| | | | | 700 | 1 | 40100370 | KFF 0,5 x 6 x 150 A 700 |
| 1 | 4 | 150 | A | 180 | 1 | 40100118 | KFF 1,0 x 4 x 150 A 180 |
| | | | | 280 | 1 | 40100128 | KFF 1,0 x 4 x 150 A 280 |
| | | | | 400 | 1 | 40100140 | KFF 1,0 x 4 x 150 A 400 |
| | | | | 700 | 1 | 40100170 | KFF 1,0 x 4 x 150 A 700 |
| | 6 | 150 | A | 180 | 1 | 40100418 | KFF 1,0 x 6 x 150 A 180 |
| | | | | 280 | 1 | 40100428 | KFF 1,0 x 6 x 150 A 280 |
| | | | | 400 | 1 | 40100440 | KFF 1,0 x 6 x 150 A 400 |
| | | | | 700 | 1 | 40100470 | KFF 1,0 x 6 x 150 A 700 |
| | 10 | 150 | A | 180 | 1 | 40100618 | KFF 1,0 x 10 x 150 A 180 |
| | | | | 280 | 1 | 40100628 | KFF 1,0 x 10 x 150 A 280 |
| | | | | 400 | 1 | 40100640 | KFF 1,0 x 10 x 150 A 400 |
| | | | | 700 | 1 | 40100670 | KFF 1,0 x 10 x 150 A 700 |
| 2 | 4 | 150 | A | 180 | 1 | 40100218 | KFF 2,0 x 4 x 150 A 180 |
| | | | | 280 | 1 | 40100228 | KFF 2,0 x 4 x 150 A 280 |
| | | | | 400 | 1 | 40100240 | KFF 2,0 x 4 x 150 A 400 |
| | | | | 700 | 1 | 40100270 | KFF 2,0 x 4 x 150 A 700 |
| | 6 | 150 | A | 180 | 1 | 40100518 | KFF 2,0 x 6 x 150 A 180 |
| | | | | 280 | 1 | 40100528 | KFF 2,0 x 6 x 150 A 280 |
| | | | | 400 | 1 | 40100540 | KFF 2,0 x 6 x 150 A 400 |
| | | | | 700 | 1 | 40100570 | KFF 2,0 x 6 x 150 A 700 |
| **Round** | | | | | | | |
| 2.35 | - | 150 | A | 180 | 1 | 40100802 | KFF RD 2,35 x 150 A 180 |
| | | | | 280 | 1 | 40100804 | KFF RD 2,35 x 150 A 280 |
| | | | | 400 | 1 | 40100806 | KFF RD 2,35 x 150 A 400 |
| | | | | 700 | 1 | 40100808 | KFF RD 2,35 x 150 A 700 |
| 3 | - | 150 | A | 180 | 1 | 40100822 | KFF RD 3 x 150 A 180 |
| | | | | 280 | 1 | 40100824 | KFF RD 3 x 150 A 280 |
| | | | | 400 | 1 | 40100826 | KFF RD 3 x 150 A 400 |
| | | | | 700 | 1 | 40100828 | KFF RD 3 x 150 A 700 |

*Continued on next page*



*Discontinued product*

# Sanding sticks
## Ceramic fibre files

| H [mm] | B [mm] | L [mm] | Abrasive | Grit size | | Item no. | Designation |
|---|---|---|---|---|---|---|---|
| **Three square** | | | | | | | |
| 3 | 3 | 150 | A | 280 | 1 | *40100924* | KFF DKT 3 x 3 x 3 x 150 A 280 |
| | | | | 400 | 1 | *40100926* | KFF DKT 3 x 3 x 3 x 150 A 400 |
| | | | | 700 | 1 | *40100928* | KFF DKT 3 x 3 x 3 x 150 A 700 |





*Discontinued product*

# Non-woven tools
## General information

### Non-woven abrasives

Non-woven abrasives consist of
① Abrasive grain,
② Polyamide fibres and
③ Synthetic resins.

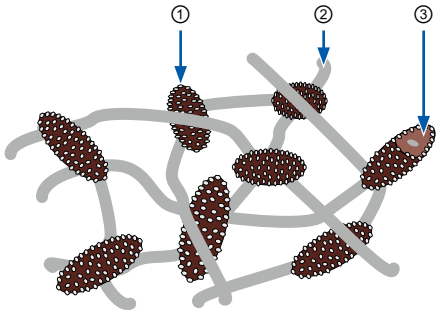


The non-woven fibre structure is impregnated/interspersed with resin and abrasive grain. The even distribution of the abrasive grain within the non-woven mixture guarantees a continuous supply of fresh, sharp abrasive grain during the entire grinding operation.

The very loose connections between the individual fibres ensures a high level of flexibility and gives a strong spring-type effect to the non-woven material. It is flexible and supple, and leaves behind a very distinctive surface structure. The satin-finished grinding result is unique and cannot be achieved with other abrasives.

### Grit sizes

Non-woven abrasives are labelled according to the following scheme:

| PFERD TOOLS | Grit size [mesh] |
|---|---|
| very coarse | 50–80 |
| coarse | 80–100 |
| medium | 100–180 |
| fine | 180–220 |
| very fine | 220–400 |



### Abrasive

Even though non-woven abrasive has a completely different structure to coated abrasives, the same abrasive materials are used for both tool groups.

### Aluminium oxide ($Al_2O_3$)

Aluminium oxide ($Al_2O_3$) is very durable, achieves a top tool life and is very aggressive on hardened steel. The surface generated is characterized by a higher level of shine. When used on aluminium, discolouration is prevented.

### Silicon carbide (SiC)

Silicon carbide (SiC) is even sharper, harder and has better cutting characteristics. It quickly produces a finer, long-lasting slightly matte grinding pattern on the surfaces of many materials.

### Safety notes

- For safety reasons, the maximum permitted rotational speed indicated must never be exceeded.
- Use **POLINOX unitized wheels PNER** at a recommended cutting speed of 15–35 m/s.
- Use **POLINOX convolute wheels PNK** at a recommended cutting speed of 20 m/s. The wound construction of the tool requires that the indicated running direction is strictly observed. Non-compliance with the running direction will lead to destruction of the tool and carries an increased risk of accidents.
- Use **POLINOX mounted/unmounted grinding wheels and cross buffs** at a recommended cutting speed of 10–20 m/s.
- Use **POLICLEAN tools** at a recommended cutting speed of 15–20 m/s.

Wear eye protection!

Wear hearing protection!

Wear gloves!

Wear a dust mask!

Follow the safety instructions!



# Non-woven tools
## General information

### Available types and hardness grades



**PNER**
Thanks to different combinations of compaction, fibres, grit and the appropriate bond, this tool can be used for a wide range of applications for work on surfaces, from relatively coarse grinding to preparing the surface for polishing.



**PNK**
The non-woven abrasive is wound around a core and foamed up. The tools can be optimized for a variety of applications by implementing different foam, fibre, grain and bond combinations. Uses range from fine deburring to preparation for polishing.



**PNL**
The non-woven abrasive material is arranged in multiple radial flaps. A long tool life is achieved through the very dense packing of the flaps.
The tool is particularly used for surface work.



**PNL-HP**
The non-woven abrasive features extremely aggressive performance and a long tool life. It is made of radially arranged flaps and is particularly used for surface work.



**PNZ**
The non-woven abrasive material is arranged in multiple radial flaps, with abrasive cloth interlayers. The flap structure facilitates improved stock removal and achieves a coarser surface finish.



**PNG**
The non-woven abrasive is made of several very wavily arranged strips of non-woven abrasive material, wound around a core. The wavy structure of the non-woven abrasive material permits seamless brush matting of surfaces.



**PNR**
The non-woven abrasive material is arranged in multiple (axial) disc layers. Since the individual non-woven discs are not interconnected, the abrasive surface adapts easily to different workpiece contours, e.g. when working on profiles or pipes.



**PNST**
The non-woven abrasive is star-shaped and stacked in layers which are connected in the centre. Particularly suitable for narrow application areas and hard-to-reach places such as drilled holes and indentations.



**POLICLEAN**
The non-woven abrasive combines synthetic fibres, resin and abrasive grain. As the non-woven abrasive has a firm, coarse structure, it is particularly suitable for coarse cleaning work such as removing paint, scale, heat discolouration, rust and adhesive residues.

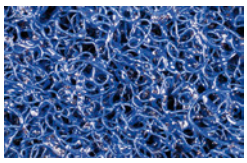

**POLICLEAN PLUS**
The non-woven abrasive combines synthetic fibres, resin and abrasive grain. As the non-woven abrasive has a very firm, coarse structure, it is extremely sturdy and ensures a high stock removal rate.
It is particularly suitable for roughening and for very coarse cleaning work such as removing paint, scale, heat discolouration, rust and adhesive residues.

# Non-woven tools

## General information on POLINOX unitized wheels and discs PNER

### Available types

**W** **Soft**
Soft version with excellent adaptability. The durability, grinding performance and very high surface quality are maintained at the same time. Very well-suited to work on contours.

**MW** **Medium-soft**
Medium-soft version with increased edge strength and tool life for coarse blending and polishing tasks. Well-suited to work on contours.

**MH** **Medium-hard**
Medium-hard version with increased edge strength and tool life for coarse deburring and cleaning applications.

**H** **Hard**
Hard version with very high stock removal rate, good edge strength and long tool life for tough deburring and polishing applications.



### Comparison table

| PFERD TOOLS PNER | | | | 3M | Standard Abrasives | Norton | BIBIELLE |
|---|---|---|---|---|---|---|---|
| Type | Colour code | Abrasive | Grit | | | | |
| Soft | W | SiC | fine | EXL 2S fine | 532 | UW1-2SF or Nex-2SF | BUH 2SF |
| | | A | coarse | EXL 2A medium | 521 | UW1-2AM or Nex-2AM | BUH 2AM |
| Medium-soft | MW | SiC | fine | EXL 4S fine or SST 3S fine | 632 | UW1-4SF | BUH 3SF |
| | | A | fine | EXL 4A fine or SST 3A fine | 631 | UW1-4AF | - |
| Medium-hard | MH | SiC | fine | Cut & polish 5S fine | 732 | NEX-6SF | BUH 6SF |
| | | A | fine | Cut & polish 5A fine or SST 5A fine | 731 | UW1-6AF or Nex-6AF | - |
| Hard | H | A | fine | Cut & polish 7A medium or 9A medium | 821 | UW1-8AM or Nex-8AM | BUH 6AM |
| | | A | coarse | Cut & polish 7A coarse or 9A coarse | 811 | UW1-8AC or Nex-8AC | BUH 8AC |




## Type PNER for all drives

They consist of multiple heavily compressed, non-woven layers, which are bonded together by a special grain/resin system. Particularly suitable for working on soft metals, alloyed and high-alloy steels and titanium alloy.



**Special features:**

- High economic efficiency due to high abrasive performance and long tool life.
- Produces very good surface quality and can be profiled as desired, enabling optimal adjustment to the contour. Ideal for cleaning, deburring, blending and polishing.

4

**Type for straight grinders, flexible shafts and bench grinders**

| D [mm] | T [mm] | H [mm] | Version | Abrasive | Grit size | Opt. RPM | Max. RPM | Suitable arbors | | Item no. | Designation |
|---|---|---|---|---|---|---|---|---|---|---|---|
| 25 | 25 | 6 | MH | A | fine | 19,000 | 30,500 | BO PNER 25 S6 | 10 | *44691202* | PNER-MH 2525-6 A F |
| 50 | 3 | 6 | H | A | fine | 9,500 | 15,300 | BO 6/6 3-10 | 10 | 44691005 | PNER-H 5003-6 A F |
| | | | MH | A | coarse | 9,500 | 15,300 | BO 6/6 3-10 | 10 | 47700208 | PNER-MH 5003-6 A G |
| 75 | 3 | 6 | W | A | coarse | 6,400 | 10,200 | BO 6/6 3-10 | 10 | 47803085 | PNER-W 7503-6 A G |
| | | | | SiC | fine | 6,400 | 10,200 | BO 6/6 3-10 | 10 | 47803086 | PNER-W 7503-6 SiC F |
| | | | MW | SiC | fine | 6,400 | 10,200 | BO 6/6 3-10 | 10 | 47803087 | PNER-MW 7503-6 SiC F |
| | | | MH | A | fine | 6,400 | 10,200 | BO 6/6 3-10 | 10 | 47803088 | PNER-MH 7503-6 A F |
| | | | | | coarse | 6,400 | 10,200 | BO 6/6 3-10 | 10 | 47700209 | PNER-MH 7503-6 A G |
| | | | H | A | coarse | 6,400 | 10,200 | BO 6/6 3-10 | 10 | 47803089 | PNER-H 7503-6 A G |
| | | | | | fine | 6,400 | 10,200 | BO 6/6 3-10 | 10 | 44691010 | PNER-H 7503-6 A F |
| | 6 | 6 | W | A | coarse | 6,400 | 10,200 | BO 6/6 3-10 | 5 | 44691621 | PNER-W 7506-6 A G |
| | | | | SiC | fine | 6,400 | 10,200 | BO 6/6 3-10 | 5 | 44691627 | PNER-W 7506-6 SiC F |
| | | | MW | A | fine | 6,400 | 10,200 | BO 6/6 3-10 | 5 | 44691422 | PNER-MW 7506-6 A F |
| | | | | SiC | fine | 6,400 | 10,200 | BO 6/6 3-10 | 5 | 44691427 | PNER-MW 7506-6 SiC F |
| | | | MH | A | coarse | 6,400 | 10,200 | BO 6/6 3-10 | 5 | 42779160 | PNER-MH 7506-6 AG |
| | | | | | fine | 6,400 | 10,200 | BO 6/6 3-10 | 5 | 44691222 | PNER-MH 7506-6 A F |
| | | | | SiC | fine | 6,400 | 10,200 | BO 6/6 3-10 | 5 | 42779159 | PNER-MH 7506-6 SIC F |
| | | | H | A | fine | 6,400 | 10,200 | BO 6/6 3-10 | 5 | 42779161 | PNER-H 7506-6 A F |
| | | | | | coarse | 6,400 | 10,200 | BO 6/6 3-10 | 5 | 44691021 | PNER-H 7506-6 A G |
| | 13 | 6 | W | A | coarse | 6,400 | 10,200 | BO 6/6 3-10 | 5 | 44691641 | PNER-W 7513-6 A G |
| | | | | SiC | fine | 6,400 | 10,200 | BO 6/6 3-10 | 5 | 44691647 | PNER-W 7513-6 SiC F |
| | | | MW | A | fine | 6,400 | 10,200 | BO 6/6 3-10 | 5 | 44691442 | PNER-MW 7513-6 A F |
| | | | | SiC | fine | 6,400 | 10,200 | BO 6/6 3-10 | 5 | 44691447 | PNER-MW 7513-6 SiC F |
| | | | MH | A | fine | 6,400 | 10,200 | BO 6/6 3-10 | 5 | 44691242 | PNER-MH 7513-6 A F |
| | | | H | A | coarse | 6,400 | 10,200 | BO 6/6 3-10 | 5 | 44691041 | PNER-H 7513-6 A G |
| 150 | 25 | 25.4 | W | A | coarse | 3,800 | 5,100 | BO 12/20 | 1 | 42779154 | PNER-W 15025-25.4 A G |
| | | | | SiC | fine | 3,200 | 5,100 | BO 12/20 | 1 | 44691667 | PNER-W 15025-25,4 SiC F |
| | 6 | 25.4 | MW | A | coarse | 3,800 | 5,100 | BO 12/20 | 5 | 42779155 | PNER-MW 15006-25.4 A F |
| | 25 | 25.4 | MW | A | fine | 3,200 | 5,100 | BO 12/20 | 1 | 44691462 | PNER-MW 15025-25,4 A F |
| | | | | SiC | fine | 3,200 | 5,100 | BO 12/20 | 1 | 44691467 | PNER-MW 15025-25,4 SiC F |
| | 6 | 25.4 | MH | A | fine | 3,800 | 5,100 | BO 12/20 | 5 | 42779156 | PNER-MH 15006-25.4 A F |
| | | | | SiC | fine | 3,800 | 5,100 | BO 12/20 | 5 | 42779157 | PNER-MH 15006-25.4 SIC F |
| | 25 | 25.4 | MH | A | fine | 3,200 | 5,100 | BO 12/20 | 1 | 44691262 | PNER-MH 15025-25,4 A F |
| | | | | SiC | fine | 3,800 | 5,100 | BO 12/20 | 1 | 42779153 | PNER-MH 15025-25.4 SIC F |
| | 6 | 25.4 | H | A | coarse | 3,800 | 5,100 | BO 12/20 | 5 | 42779158 | PNER-H 15006-25.4 A G |
| | 25 | 25.4 | H | A | coarse | 3,200 | 5,100 | BO 12/20 | 1 | 44691061 | PNER-H 15025-25,4 A G |

*Continued on next page*



*New item*
*Discontinued product*

| D [mm] | T [mm] | H [mm] | Version | Abra-sive | Grit size | Opt. RPM | Max. RPM | Suitable arbors | | Item no. | Designation |
|---|---|---|---|---|---|---|---|---|---|---|---|
| **Type for angle grinders and fillet weld grinders** | | | | | | | | | | | |
| 125 | 6 | 22.23 | MW | A | fine | 4,500 | 6,100 | - | 5 | 44691453 | PNER-MW 12506-22,2 A F |
| | | | | SiC | fine | 4,500 | 6,100 | - | 5 | 44691452 | PNER-MW 12506-22,2 SiC F |
| | | | MH | A | fine | 4,500 | 6,100 | - | 5 | 44691252 | PNER-MH 12506-22,2 A F |
| | | | | | coarse | 4,500 | 6,100 | - | 5 | 47700211 | PNER-MH 12506-22.2 A G |
| | | | H | A | coarse | 4,500 | 6,100 | - | 5 | 44691053 | PNER-H 12506-22,2 A G |
| | | | | | fine | 4,500 | 6,100 | - | 5 | 44691052 | PNER-H 12506-22,2 A F |
| 150 | 3 | 25.4 | MW | SiC | fine | 3,800 | 5,100 | - | 5 | 44691628 | PNER-MW 15003-25,4 SiC F |
| | | | MH | SiC | fine | 3,800 | 5,100 | - | 5 | 44691629 | PNER-MH 15003-25,4 SiC F |
| | | | | A | coarse | 3,800 | 5,100 | - | 5 | 47700210 | PNER-MH 15003-25.4 A G |
| | | | H | A | fine | 3,800 | 5,100 | - | 5 | 44691630 | PNER-H 15003-25,4 A F |
| | 6 | 25.4 | W | SiC | fine | 3,800 | 5,100 | - | 5 | 44691631 | PNER-W 15006-25,4 SiC F |
| | | | MW | SiC | fine | 3,800 | 5,100 | - | 5 | 44691632 | PNER-MW 15006-25,4 SiC F |
| | | | MH | A | coarse | 3,800 | 5,100 | - | 5 | 47700212 | PNER-MH 15006-25.4 A G |
| | | | H | A | fine | 3,800 | 5,100 | - | 5 | 44691633 | PNER-H 15006-25,4 A F |
| | 13 | 12.7 | W | SiC | fine | 3,800 | 5,100 | - | 5 | 47802723 | PNER-W 15013-12,7 SiC F |
| | | | MW | SiC | fine | 3,800 | 5,100 | - | 5 | 47700200 | PNER-MW 15013-12,7 SiC F |
| | | | MH | SiC | fine | 3,800 | 5,100 | - | 5 | 47700201 | PNER-MH 15013-12,7 SiC F |

## Arbor for POLINOX unitized/convolute wheels

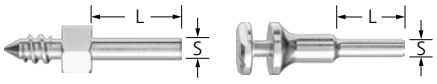


② ①

### Arbor BO

Matching arbor for POLINOX unitized wheels.

**Special features:**

- High economic efficiency as tool can be changed quickly.

| Image | Suitable for hole diameter [mm] | S [mm] | L [mm] | Clamping range [mm] | | Item no. | Designation |
|---|---|---|---|---|---|---|---|
| ② | 6 | 6 | 25 | - | 1 | 42700256 | BO PNER 25 S6 |
| ① | 6 | 6 | 25 | 3 – 10 | 1 | 42400006 | BO 6/6 3-10 |




## PNER discs for speed-adjustable angle grinders

Consist of multiple heavily compressed, non-woven layers, which are glued to a backer and bonded together by a special grain/resin system. Particularly suitable for working on soft metals, alloyed and high-alloy steels and titanium alloys.



**Special features:**
- High economic efficiency due to high abrasive performance and long tool life.
- Produces very good surface quality. Can be profiled as desired, enabling optimal adjustment to the contour.
- Ideal for cleaning, deburring, blending and polishing.

| D [mm] | T [mm] | H [mm] | Grit size | Version | Abrasive | Opt. RPM | Max. RPM | | Item no. | Designation |
|---|---|---|---|---|---|---|---|---|---|---|
| 115 | 13 | 22.23 | coarse | W (soft) | A | 6,000 | 10,000 | 5 | 42779176 | DISC PNER-W 115-22.2 A G |
| | | | fine | W (soft) | SiC | 6,000 | 10,000 | 5 | 44690732 | DISC PNER-W 115-22,2 SiC F |
| | | | | MW (medium-soft) | SiC | 6,000 | 10,000 | 5 | 44690722 | DISC PNER-MW 115-22,2 SiC F |
| | | | | | A | 6,000 | 10,000 | 5 | 42779177 | DISC PNER-MW 115-22.2 A F |
| | | | | MH (medium-hard) | SiC | 6,000 | 10,000 | 5 | 44690712 | DISC PNER-MH 115-22,2 SiC F |
| | | | | | A | 6,000 | 10,000 | 5 | 42779178 | DISC PNER-MH 115-22.2 A F |
| 125 | 13 | 22.23 | coarse | W (soft) | A | 5,400 | 10,000 | 5 | 42779179 | DISC PNER-W 125-22.2 A G |
| | | | fine | W (soft) | SiC | 5,400 | 10,000 | 5 | 44690733 | DISC PNER-W 125-22,2 SiC F |
| | | | | MW (medium-soft) | SiC | 5,400 | 10,000 | 5 | 44690723 | DISC PNER-MW 125-22,2 SiC F |
| | | | | | A | 5,400 | 10,000 | 5 | 42779180 | DISC PNER-MW 125-22.2 A F |
| | | | | MH (medium-hard) | SiC | 5,400 | 10,000 | 5 | 44690713 | DISC PNER-MH 125-22,2 SiC F |
| | | | | | A | 5,400 | 10,000 | 5 | 42779181 | DISC PNER-MH 125-22.2 A F |

# POLINOX compact mounted points PNER




## Aluminium oxide A version

Multiple heavily compressed, non-woven layers, which are bonded together by a special grain/resin system. The aluminium oxide A version is ideal for general-purpose applications on steel and non-ferrous metals.

**Special features:**
- High economic efficiency due to high abrasive performance and long tool life.
- Produces very good surface quality.
- Ideal for removing heat discolouration in hard-to-reach areas.

| D [mm] | T [mm] | $S_d$ [mm] | L [mm] | Abrasive | Grit size | Opt. RPM | Max. RPM | | Item no. | Designation |
|---|---|---|---|---|---|---|---|---|---|---|
| **Tapered PNER** | | | | | | | | | | |
| 10 | 25 | 3 | 30 | A | G (coarse) | 28,600 | 38,100 | 10 | 47700293 | PNER-H KE 1025/3 A G |
| | | | | | F (fine) | 28,600 | 38,100 | 10 | 47700292 | PNER-MH KE 1025/3 A F |
| **Ball PNER** | | | | | | | | | | |
| 15 | 15 | 6 | 40 | A | G (coarse) | 25,400 | 44,500 | 10 | 47700279 | PNER-H KU 15/6 A G |
| | | | | | F (fine) | 25,400 | 44,500 | 10 | 47700278 | PNER-MH KU 15/6 A F |
| | | | | | | | | | 47700277 | PNER-MW KU 15/6 A F |
| 20 | 20 | 6 | 40 | A | G (coarse) | 23,800 | 33,400 | 10 | 47700283 | PNER-H KU 20/6 A G |
| | | | | | F (fine) | 23,800 | 33,400 | 10 | 47700282 | PNER-MH KU 20/6 A F |
| | | | | | | | | | 47700281 | PNER-MW KU 20/6 A F |
| 25 | 25 | 6 | 40 | A | G (coarse) | 19,000 | 30,500 | 10 | 47700287 | PNER-H KU 25/6 A G |
| | | | | | F (fine) | 19,000 | 30,500 | 10 | 47700286 | PNER-MH KU 25/6 A F |

*Continued on next page*



*New item*

# Non-woven tools
## POLINOX compact mounted points PNER

| D [mm] | T [mm] | $S_d$ [mm] | L [mm] | Abrasive | Grit size | Opt. RPM | Max. RPM | | Item no. | Designation |
|---|---|---|---|---|---|---|---|---|---|---|
| 25 | 25 | 6 | 40 | A | F (fine) | 19,000 | 30,500 | 10 | 47700285 | PNER-MW KU 25/6 A F |
| **Tree PNER** | | | | | | | | | | |
| 10 | 20 | 3 | 30 | A | G (coarse) | 28,600 | 38,100 | 10 | 47700290 | PNER-H SP 1020/3 A G |
| | | | | | F (fine) | 28,600 | 38,100 | 10 | 47700289 | PNER-MH SP 1020/3 A F |
| **Cylindrical with radius end PNER** | | | | | | | | | | |
| 10 | 25 | 3 | 30 | A | G (coarse) | 28,600 | 38,100 | 10 | 47700296 | PNER-H WR 1025/3 A G |
| | | | | | F (fine) | 28,600 | 38,100 | 10 | 47700295 | PNER-MH WR 1025/3 A F |
| **Cylindrical PNER** | | | | | | | | | | |
| 10 | 10 | 3 | 30 | A | G (coarse) | 28,600 | 38,100 | 10 | 47700252 | PNER-H ZY 1010/3 A G |
| | | | | | F (fine) | 28,600 | 38,100 | 10 | 47700251 | PNER-MH ZY 1010/3 A F |
| | 20 | 3 | 30 | A | G (coarse) | 28,600 | 38,100 | 10 | 47700255 | PNER-H ZY 1020/3 A G |
| | | | | | F (fine) | 28,600 | 38,100 | 10 | 47700254 | PNER-MH ZY 1020/3 A F |
| 15 | 10 | 3 | 30 | A | G (coarse) | 25,400 | 44,500 | 10 | 47700257 | PNER-H ZY 1510/3 A G |
| | | 6 | 30 | A | F (fine) | 25,400 | 44,500 | 10 | 47700256 | PNER-MH ZY 1510/6 A F |
| | 20 | 6 | 30 | A | G (coarse) | 25,400 | 44,500 | 10 | 47700259 | PNER-H ZY 1520/6 A G |
| | | | | | F (fine) | 25,400 | 44,500 | 10 | 47700258 | PNER-MH ZY 1520/6 A F |
| 20 | 10 | 6 | 40 | A | G (coarse) | 23,800 | 33,400 | 10 | 47700263 | PNER-H ZY 2010/6 A G |
| | | | | | F (fine) | 23,800 | 33,400 | 10 | 47700262 | PNER-MH ZY 2010/6 A F |
| | | | | | | | | | 47700261 | PNER-MW ZY 2010/6 A F |
| | 20 | 6 | 40 | A | G (coarse) | 23,800 | 33,400 | 10 | 47700267 | PNER-H ZY 2020/6 A G |
| | | | | | F (fine) | 23,800 | 33,400 | 10 | 47700266 | PNER-MH ZY 2020/6 A F |
| | | | | | | | | | 47700265 | PNER-MW ZY 2020/6 A F |
| 25 | 13 | 6 | 40 | A | G (coarse) | 19,000 | 30,500 | 10 | 47700271 | PNER-H ZY 2513/6 A G |
| | | | | | F (fine) | 19,000 | 30,500 | 10 | 47700270 | PNER-MH ZY 2513/6 A F |
| | | | | | | | | | 47700269 | PNER-MW ZY 2513/6 A F |
| | 25 | 6 | 40 | A | G (coarse) | 19,000 | 30,500 | 10 | 47700275 | PNER-H ZY 2525/6 A G |
| | | | | | F (fine) | 19,000 | 30,500 | 10 | 47700274 | PNER-MH ZY 2525/6 A F |
| | | | | | | | | | 47700273 | PNER-MW ZY 2525/6 A F |
| 50 | 13 | 6 | 40 | A | G (coarse) | 9,500 | 15,300 | 5 | 47700229 | PNER-H ZY 5013/6 A G |
| | | | | | F (fine) | 9,500 | 15,300 | 5 | 47700228 | PNER-MH ZY 5013/6 A F |
| | | | | | | | | | 47700226 | PNER-MW ZY 5013/6 A F |
| | | | | | G (coarse) | 9,500 | 15,300 | 5 | 47700224 | PNER-W ZY 5013/6 A G |
| | 25 | 6 | 40 | A | G (coarse) | 9,500 | 15,300 | 5 | 47700236 | PNER-H ZY 5025/6 A G |
| | | | | | F (fine) | 9,500 | 15,300 | 5 | 47700235 | PNER-MH ZY 5025/6 A F |
| | | | | | | | | | 47700233 | PNER-MW ZY 5025/6 A F |
| | | | | | G (coarse) | 9,500 | 15,300 | 5 | 47700231 | PNER-W ZY 5025/6 A G |
| 75 | 13 | 6 | 40 | A | G (coarse) | 6,400 | 10,200 | 5 | 47700243 | PNER-H ZY 7513/6 A G |
| | | | | | F (fine) | 6,400 | 10,200 | 5 | 47700242 | PNER-MH ZY 7513/6 A F |
| | | | | A | F (fine) | 6,400 | 10,200 | 5 | 47700240 | PNER-MW ZY 7513/6 A F |
| | | | | | G (coarse) | 6,400 | 10,200 | 5 | 47700238 | PNER-W ZY 7513/6 A G |
| | 25 | 6 | 40 | A | G (coarse) | 6,400 | 10,200 | 5 | 47700249 | PNER-H ZY 7525/6 A G |
| | | | | | F (fine) | 6,400 | 10,200 | 5 | 47700248 | PNER-MH ZY 7525/6 A F |
| | | | | | | | | | 47700247 | PNER-MW ZY 7525/6 A F |
| | | | | | G (coarse) | 6,400 | 10,200 | 5 | 47700245 | PNER-W ZY 7525/6 A G |




## Silicon carbide SiC version

Multiple heavily compressed, non-woven layers, which are bonded together by a special grain/resin system. The SiC version is ideally suited to demanding tasks on hard or sensitive materials.

**Special features:**
- High economic efficiency due to high abrasive performance and long tool life.
- Produces very good surface quality.
- Ideal for removing heat discolouration in hard-to-reach areas.

| D [mm] | T [mm] | $S_d$ [mm] | L [mm] | Abrasive | Grit size | Opt. RPM | Max. RPM | | Item no. | Designation |
|---|---|---|---|---|---|---|---|---|---|---|
| **Tapered PNER** | | | | | | | | | | |
| 10 | 25 | 3 | 30 | SiC | F (fine) | 28,600 | 38,100 | 10 | 47700291 | PNER-MH KE 1025/3 SIC F |
| **Ball PNER** | | | | | | | | | | |
| 15 | 15 | 6 | 40 | SiC | F (fine) | 25,400 | 44,500 | 10 | 47700276 | PNER-MW KU 15/6 SIC F |
| 20 | 20 | 6 | 40 | SiC | F (fine) | 23,800 | 33,400 | 10 | 47700280 | PNER-MW KU 20/6 SIC F |
| 25 | 25 | 6 | 40 | SiC | F (fine) | 19,000 | 30,500 | 10 | 47700284 | PNER-MW KU 25/6 SIC F |
| **Tree PNER** | | | | | | | | | | |
| 10 | 20 | 3 | 30 | SiC | F (fine) | 28,600 | 38,100 | 10 | 47700288 | PNER-MH SP 1020/3 SIC F |
| **Cylindrical with radius end PNER** | | | | | | | | | | |
| 10 | 25 | 3 | 30 | SiC | F (fine) | 28,600 | 38,100 | 10 | 47700294 | PNER-MH WR 1025/3 SIC F |
| **Cylindrical PNER** | | | | | | | | | | |
| 10 | 10 | 3 | 30 | SiC | F (fine) | 28,600 | 38,100 | 10 | 47700250 | PNER-MH ZY 1010/3 SIC F |
| | 20 | 3 | 30 | SiC | F (fine) | 28,600 | 38,100 | 10 | 47700253 | PNER-MH ZY 1020/3 SIC F |
| 20 | 10 | 6 | 40 | SiC | F (fine) | 23,800 | 33,400 | 10 | 47700260 | PNER-MW ZY 2010/6 SIC F |
| | 20 | 6 | 40 | SiC | F (fine) | 23,800 | 33,400 | 10 | 47700264 | PNER-MW ZY 2020/6 SIC F |
| 25 | 13 | 6 | 40 | SiC | F (fine) | 19,000 | 30,500 | 10 | 47700268 | PNER-MW ZY 2513/6 SIC F |
| | 25 | 6 | 40 | SiC | F (fine) | 19,000 | 30,500 | 10 | 47700272 | PNER-MW ZY 2525/6 SIC F |
| 50 | 13 | 6 | 40 | SiC | F (fine) | 6,400 | 10,200 | 5 | 47700227 | PNER-MH ZY 5013/6 SIC F |
| | | | | | | 9,500 | 15,300 | 5 | 47700225 | PNER-MW ZY 5013/6 SIC F |
| | | | | | | | | | 47700223 | PNER-W ZY 5013/6 SIC F |
| | 25 | 6 | 40 | SiC | F (fine) | 9,500 | 15,300 | 5 | 47700234 | PNER-MH ZY 5025/6 SIC F |
| | | | | | | | | | 47700232 | PNER-MW ZY 5025/6 SIC F |
| | | | | | | | | | 47700230 | PNER-W ZY 5025/6 SIC F |
| 75 | 13 | 6 | 40 | SiC | F (fine) | 6,400 | 10,200 | 5 | 47700241 | PNER-MH ZY 7513/6 SIC F |
| | | | | | | | | | 47700239 | PNER-MW ZY 7513/6 SIC F |
| | | | | | | | | | 47700237 | PNER-W ZY 7513/6 SIC F |
| | 25 | 6 | 40 | SiC | F (fine) | 6,400 | 10,200 | 5 | 47700246 | PNER-MW ZY 7525/6 SIC F |
| | | | | | | | | | 47700244 | PNER-W ZY 7525/6 SIC F |

# Non-woven tools
## General information on POLINOX convolute wheels PNK

### Available types

**W** **Soft**
Soft version with very good abrasive performance on contours. Very good for blending surfaces.

**MW** **Medium-soft**
Medium-soft version with increased flexibility and tool life for coarse blending applications and for light deburring and polishing work. Well-suited to work on contours.

**MH** **Medium-hard**
Medium-hard version with increased edge strength and tool life for coarse deburring applications and deburring, blending and cleaning work.

**H** **Hard**
Hard version with very high stock removal rate, good edge strength and long tool life for medium to heavy-duty deburring and polishing applications.

**EH** **Extra-hard**
Extra-hard version with excellent edge strength for demanding deburring work.



### Comparison table

| PFERD TOOLS PNK | | | | 3M | Standard Abrasives | Norton | BIBIELLE |
|---|---|---|---|---|---|---|---|
| Type | Colour code | Abrasive | Grit | | | | |
| Soft | W | A | coarse | CP-WL 5AM | MF CV 5AM | MF CF 5AM | BCW-MF 5AM |
| Medium-soft | MW | SiC | fine | LDW 7SF | LDW 7SF | Series 2000 7SF | BCW-DB 7SF |
| Medium-hard | MH | SiC | fine | EXL Deburring 8SF | Deburring 8SF | Series 1000 8SF | BCW-DB 8SF |
| | MH | A | coarse | EXL Deburring 8AM | GP Plus 8AM | Series 1000 8AM | BCW-DB 8AM |
| Hard | H | SiC | fine | Deburring 9SF | EXL Deburring 9SF | Series 1000 9SF | BCW-DB 9SF |
| Extra-hard | EH | SiC | fine | XP-WL 10SF | GP Plus 10SF | Series 4000 9SF | BCW-DB 9SF-R |

# Non-woven tools
## POLINOX convolute wheels PNK




### PNK type

Consist of non-woven abrasive which is wound around a core in a spiral shape. Particularly suitable for working on soft metals, alloyed and high-alloy steels and titanium alloys, e.g. on turbine blades and for the removal of processing traces on surgical instruments.



**Special features:**

- High economic efficiency due to high abrasive performance and long tool life.
- Produces very good surface quality. Can be profiled as desired, enabling optimal adjustment to the contour.
- Ideal for cleaning, deburring, blending and polishing.

| D [mm] | T [mm] | H [mm] | Grit size | Version | Abra-sive | Opt. RPM | Max. RPM | | Item no. | Designation |
|---|---|---|---|---|---|---|---|---|---|---|
| 150 | 13 | 25.4 | coarse | MH (medium-hard) | A | 2,500 | 5,100 | 1 | 47802638 | PNK-MH 15013-25,4 A G |
| | | | fine | MW (medium-soft) | SiC | 2,500 | 5,100 | 1 | 47802637 | PNK-MW 15013-25,4 SiC F |
| | | | | MH (medium-hard) | SiC | 2,500 | 5,100 | 1 | 47802639 | PNK-MH 15013-25,4 SiC F |
| | | | | H (hard) | SiC | 2,500 | 5,100 | 1 | 47802640 | PNK-H 15013-25,4 SiC F |
| | | | | EH (extra-hard) | SiC | 2,500 | 5,100 | 1 | 47803030 | PNK-EH 15013-25,4 SiC F |
| | 25 | 25.4 | coarse | W (soft) | A | 2,500 | 5,100 | 1 | 47802730 | PNK W 15025-25,4 A G |
| | | | | MH (medium-hard) | A | 2,500 | 5,100 | 1 | 47802642 | PNK-MH 15025-25,4 A G |
| | | | fine | MW (medium-soft) | SiC | 2,500 | 5,100 | 1 | 47802641 | PNK-MW 15025-25,4 SiC F |
| | | | | MH (medium-hard) | SiC | 2,500 | 5,100 | 1 | 47802643 | PNK-MH 15025-25,4 SiC F |
| | | | | H (hard) | SiC | 2,500 | 5,100 | 1 | 47802644 | PNK-H 15025-25,4 SiC F |
| | | | | EH (extra-hard) | SiC | 2,500 | 5,100 | 1 | 47803031 | PNK-EH 15025-25,4 SiC F |
| | 50 | 25.4 | coarse | W (soft) | A | 2,500 | 5,100 | 1 | 47802731 | PNK-W 15050-25.4 A G |
| 200 | 13 | 76.2 | coarse | MH (medium-hard) | A | 1,900 | 3,850 | 1 | 47802646 | PNK-MH 20013-76,2 A G |
| | | | fine | MW (medium-soft) | SiC | 1,900 | 3,850 | 1 | 47802645 | PNK-MW 20013-76,2 SiC F |
| | | | | MH (medium-hard) | SiC | 1,900 | 3,850 | 1 | 47802647 | PNK-MH 20013-76,2 SiC F |
| | | | | H (hard) | SiC | 1,900 | 3,850 | 1 | 47802648 | PNK-H 20013-76,2 SiC F |
| | | | | EH (extra-hard) | SiC | 1,900 | 3,850 | 1 | 47802882 | PNK-EH 20013-76,2 SiC F |
| | 25 | 76.2 | coarse | W (soft) | A | 1,900 | 3,850 | 1 | 47803029 | PNK-W 20025-76,2 A G |
| | | | | MH (medium-hard) | A | 1,900 | 3,850 | 1 | 47802650 | PNK-MH 20025-76,2 A G |
| | | | fine | MW (medium-soft) | SiC | 1,900 | 3,850 | 1 | 47802649 | PNK-MW 20025-76,2 SiC F |
| | | | | MH (medium-hard) | SiC | 1,900 | 3,850 | 1 | 47802651 | PNK-MH 20025-76,2 SiC F |
| | | | | H (hard) | SiC | 1,900 | 3,850 | 1 | 47802652 | PNK-H 20025-76,2 SiC F |
| | | | | EH (extra-hard) | SiC | 1,900 | 3,850 | 1 | 47802881 | PNK-EH 20025-76,2 SiC F |
| | 50 | 76.2 | coarse | W (soft) | A | 1,900 | 3,850 | 1 | 47802732 | PNK W 20050-76,2 A G |
| | | | | MH (medium-hard) | A | 1,900 | 3,850 | 1 | 47802654 | PNK-MH 20050-76,2 A G |
| | | | fine | MW (medium-soft) | SiC | 1,900 | 3,850 | 1 | 47802653 | PNK-MW 20050-76,2 SiC F |
| | | | | MH (medium-hard) | SiC | 1,900 | 3,850 | 1 | 47802655 | PNK-MH 20050-76,2 SiC F |
| | | | | H (hard) | SiC | 1,900 | 3,850 | 1 | 47802656 | PNK-H 20050-76,2 SiC F |
| | | | | EH (extra-hard) | SiC | 1,900 | 3,850 | 1 | 47802880 | PNK-EH 20050-76,2 SiC F |




## RF PNK

For mounting POLINOX convolute wheels PNK with a diameter of 200 mm on stationary machines such as double grinding machines (bench grinders).

**Special features:**
- High accuracy of fit.
- Hole can be expanded as desired.

| Suitable for tool diameter [mm] | H [mm] | | Item no. | Designation |
|---|---|---|---|---|
| 76,2 | 16.1 | 1 | 47601200 | RF PNK 200 Bo. 16,1 |
| | 25.4 | 1 | 47601201 | RF PNK 200 Bo. 25,4 |
| | 31.8 | 1 | 47601202 | RF PNK 200 Bo. 31,8 |

# POLINOX mounted grinding wheels




## PNL type

The non-woven abrasive material is arranged in multiple radial flaps. A long tool life is achieved through the dense packing of the flaps. It is particularly used for surface work. Available in aluminium oxide A and silicon carbide (SiC).



**Special features:**
- Highly flexible, enabling optimal adjustment to the contour.
- Cool grinding and low thermal load on the workpiece.
- The open structure and high flexibility of the non-woven material prevents tool clogging.

| D [mm] | T [mm] | $S_d$ [mm] | L [mm] | Abrasive | Grit size | Opt. RPM | Max. RPM | | Item no. | Designation |
|---|---|---|---|---|---|---|---|---|---|---|
| **Aluminium oxide A** | | | | | | | | | | |
| 30 | 25 | 6 | 40 | A | 100 | 10,000 | 20,000 | 10 | 44653100 | PNL 3025/6 A 100 |
| | | | | | 180 | 10,000 | 20,000 | 10 | 44653180 | PNL 3025/6 A 180 |
| | | | | | 280 | 10,000 | 20,000 | 10 | 44653280 | PNL 3025/6 A 280 |
| 40 | 20 | 6 | 40 | A | 80 | 7,500 | 15,000 | 10 | 44698505 | PNL 4020/6 A 80 |
| | | | | | 100 | 7,500 | 15,000 | 10 | 44654100 | PNL 4020/6 A 100 |
| | | | | | 180 | 7,500 | 15,000 | 10 | 44654180 | PNL 4020/6 A 180 |
| | | | | | 280 | 7,500 | 15,000 | 10 | 44654280 | PNL 4020/6 A 280 |
| | | | | | 360 | 7,500 | 15,000 | 10 | 44698506 | PNL 4020/6 A 360 |
| 50 | 30 | 6 | 40 | A | 80 | 6,000 | 12,000 | 10 | 44698507 | PNL 5030/6 A 80 |
| | | | | | 100 | 6,000 | 12,000 | 10 | 44655100 | PNL 5030/6 A 100 |
| | | | | | 180 | 6,000 | 12,000 | 10 | 44655180 | PNL 5030/6 A 180 |
| | | | | | 280 | 6,000 | 12,000 | 10 | 44655280 | PNL 5030/6 A 280 |
| | | | | | 360 | 6,000 | 12,000 | 10 | 44698508 | PNL 5030/6 A 360 |
| 60 | 25 | 6 | 40 | A | 100 | 5,000 | 10,000 | 10 | 44656010 | PNL 6025/6 A 100 |
| | | | | | 180 | 5,000 | 10,000 | 10 | 44656018 | PNL 6025/6 A 180 |
| | | | | | 280 | 5,000 | 10,000 | 10 | 44656028 | PNL 6025/6 A 280 |
| | 50 | 6 | 40 | A | 80 | 5,000 | 10,000 | 10 | 47802761 | PNL 6050/6 A 80 |
| | | | | | 100 | 5,000 | 10,000 | 10 | 44666100 | PNL 6050/6 A 100 |
| | | | | | 180 | 5,000 | 10,000 | 10 | 44666180 | PNL 6050/6 A 180 |
| | | | | | 280 | 5,000 | 10,000 | 10 | 44666280 | PNL 6050/6 A 280 |
| | | | | | 360 | 5,000 | 10,000 | 10 | 44698509 | PNL 6050/6 A 360 |
| 80 | 25 | 6 | 40 | A | 100 | 4,000 | 7,500 | 10 | 44658010 | PNL 8025/6 A 100 |

*Continued on next page*

# Non-woven tools
## POLINOX mounted grinding wheels

PFERD TOOLS

| D [mm] | T [mm] | $S_d$ [mm] | L [mm] | Abrasive | Grit size | Opt. RPM | Max. RPM | | Item no. | Designation |
|---|---|---|---|---|---|---|---|---|---|---|
| 80 | 25 | 6 | 40 | A | 180 | 4,000 | 7,500 | 10 | 44658018 | PNL 8025/6 A 180 |
| | | | | | 280 | 4,000 | 7,500 | 10 | 44658028 | PNL 8025/6 A 280 |
| | 50 | 6 | 40 | A | 80 | 4,000 | 7,500 | 10 | 44698510 | PNL 8050/6 A 80 |
| | | | | | 100 | 4,000 | 7,500 | 10 | 44658100 | PNL 8050/6 A 100 |
| | | | | | 180 | 4,000 | 7,500 | 10 | 44658180 | PNL 8050/6 A 180 |
| | | | | | 280 | 4,000 | 7,500 | 10 | 44658280 | PNL 8050/6 A 280 |
| | | | | | 360 | 4,000 | 7,500 | 10 | 44698511 | PNL 8050/6 A 360 |
| **Silicon carbide (SiC)** | | | | | | | | | | |
| 40 | 20 | 6 | 40 | SiC | 100 | 7,500 | 15,000 | 10 | 44640410 | PNL 4020/6 SiC 100 |
| | | | | | 180 | 7,500 | 15,000 | 10 | 44640418 | PNL 4020/6 SiC 180 |
| | | | | | 280 | 7,500 | 15,000 | 10 | 44640428 | PNL 4020/6 SiC 280 |
| 50 | 30 | 6 | 40 | SiC | 100 | 6,000 | 12,000 | 10 | 44640510 | PNL 5030/6 SiC 100 |
| | | | | | 180 | 6,000 | 12,000 | 10 | 44640518 | PNL 5030/6 SiC 180 |
| | | | | | 280 | 6,000 | 12,000 | 10 | 44640528 | PNL 5030/6 SiC 280 |
| 60 | 50 | 6 | 40 | SiC | 100 | 5,000 | 10,000 | 10 | 44640610 | PNL 6050/6 SiC 100 |
| | | | | | 180 | 5,000 | 10,000 | 10 | 44640618 | PNL 6050/6 SiC 180 |
| | | | | | 280 | 5,000 | 10,000 | 10 | 44640628 | PNL 6050/6 SiC 280 |
| 80 | 50 | 6 | 40 | SiC | 100 | 4,000 | 7,500 | 10 | 44640810 | PNL 8050/6 SiC 100 |
| | | | | | 180 | 4,000 | 7,500 | 10 | 44640818 | PNL 8050/6 SiC 180 |
| | | | | | 280 | 4,000 | 7,500 | 10 | 44640828 | PNL 8050/6 SiC 280 |






## PNL-HP version

The non-woven abrasive material is arranged in multiple radial flaps. An extremely long tool life is achieved through the dense packing of the flaps. It is particularly used for surface work.

**Special features:**

- Cool grinding and low thermal load on the workpiece.
- Particularly aggressive grinding.
- The open structure and high flexibility of the non-woven material prevents tool clogging.

| D [mm] | T [mm] | $S_d$ [mm] | L [mm] | Abrasive | Grit size | Opt. RPM | Max. RPM | | Item no. | Designation |
|---|---|---|---|---|---|---|---|---|---|---|
| **Aluminium oxide A** | | | | | | | | | | |
| 40 | 20 | 6 | 40 | A | 100 | 7,500 | 15,000 | 10 | 44657100 | PNL-HP 4020/6A100 |
| | | | | | 180 | 7,500 | 15,000 | 10 | 44657180 | PNL-HP 4020/6A180 |
| 50 | 30 | 6 | 40 | A | 100 | 6,000 | 12,000 | 10 | 44659100 | PNL-HP 5030/6A100 |
| | | | | | 180 | 6,000 | 12,000 | 10 | 44659180 | PNL-HP 5030/6A180 |
| 60 | 50 | 6 | 40 | A | 100 | 5,000 | 10,000 | 10 | 44661100 | PNL-HP 6050/6A100 |
| | | | | | 180 | 5,000 | 10,000 | 10 | 44661180 | PNL-HP 6050/6A180 |
| 80 | 50 | 6 | 40 | A | 100 | 4,000 | 7,500 | 10 | 44662100 | PNL-HP 8050/6A100 |
| | | | | | 180 | 4,000 | 7,500 | 10 | 44662180 | PNL-HP 8050/6A180 |
| **Silicon carbide (SiC)** | | | | | | | | | | |
| 40 | 20 | 6 | 40 | SiC | 100 | 7,500 | 15,000 | 10 | 44657110 | PNL-HP 4020/6SIC100 |
| | | | | | 180 | 7,500 | 15,000 | 10 | 44657118 | PNL-HP 4020/6SIC180 |
| 50 | 30 | 6 | 40 | SiC | 100 | 6,000 | 12,000 | 10 | 44659110 | PNL-HP 5030/6SIC100 |
| | | | | | 180 | 6,000 | 12,000 | 10 | 44659118 | PNL-HP 5030/6SIC180 |
| 60 | 50 | 6 | 40 | SiC | 100 | 5,000 | 10,000 | 10 | 44661110 | PNL-HP 6050/6SIC100 |
| | | | | | 180 | 5,000 | 10,000 | 10 | 44661118 | PNL-HP 6050/6SIC180 |
| 80 | 50 | 6 | 40 | SiC | 100 | 4,000 | 7,500 | 10 | 44662110 | PNL-HP 8050/6SIC100 |
| | | | | | 180 | 4,000 | 7,500 | 10 | 44662118 | PNL-HP 8050/6SIC180 |




## PNZ type

The non-woven abrasive material is arranged in multiple radial flaps, with abrasive cloth interlayers. This flap structure facilitates improved stock removal and achieves a coarser surface finish. Available in aluminium oxide A and silicon carbide (SiC).



**Special features:**

- Highly flexible, enabling optimal adjustment to the contour.
- Cool grinding and low thermal load on the workpiece.
- The open structure and high flexibility of the non-woven material prevents tool clogging.

| D [mm] | T [mm] | $S_d$ [mm] | L [mm] | Abrasive | Grit size | Opt. RPM | Max. RPM | | Item no. | Designation |
|---|---|---|---|---|---|---|---|---|---|---|
| **Aluminium oxide A** | | | | | | | | | | |
| 30 | 25 | 6 | 40 | A | 100 | 10,000 | 20,000 | 10 | 44653080 | PNZ 3025/6 A 100 |
| | | | | | 180 | 10,000 | 20,000 | 10 | 44653088 | PNZ 3025/6 A 180 |
| 40 | 20 | 6 | 40 | A | 80 | 7,500 | 15,000 | 10 | 44698512 | PNZ 4020/6 A 80 |
| | | | | | 100 | 7,500 | 15,000 | 10 | 44654080 | PNZ 4020/6 A 100 |
| | | | | | 180 | 7,500 | 15,000 | 10 | 44654088 | PNZ 4020/6 A 180 |
| 50 | 30 | 6 | 40 | A | 80 | 6,000 | 12,000 | 10 | 44698513 | PNZ 5030/6 A 80 |
| | | | | | 100 | 6,000 | 12,000 | 10 | 44655080 | PNZ 5030/6 A 100 |
| | | | | | 180 | 6,000 | 12,000 | 10 | 44655088 | PNZ 5030/6 A 180 |
| 60 | 25 | 6 | 40 | A | 100 | 5,000 | 10,000 | 10 | 44656030 | PNZ 6025/6 A 100 |
| | | | | | 180 | 5,000 | 10,000 | 10 | 44656038 | PNZ 6025/6 A 180 |
| | 50 | 6 | 40 | A | 80 | 5,000 | 10,000 | 10 | 44698514 | PNZ 6050/6 A 80 |
| | | | | | 100 | 5,000 | 10,000 | 10 | 44656080 | PNZ 6050/6 A 100 |
| | | | | | 180 | 5,000 | 10,000 | 10 | 44656088 | PNZ 6050/6 A 180 |
| 80 | 25 | 6 | 40 | A | 100 | 4,000 | 7,500 | 10 | 44658030 | PNZ 8025/6 A 100 |
| | | | | | 180 | 4,000 | 7,500 | 10 | 44658038 | PNZ 8025/6 A 180 |
| | 50 | 6 | 40 | A | 80 | 4,000 | 7,500 | 10 | 44698515 | PNZ 8050/6 A 80 |
| | | | | | 100 | 4,000 | 7,500 | 10 | 44658080 | PNZ 8050/6 A 100 |
| | | | | | 180 | 4,000 | 7,500 | 10 | 44658088 | PNZ 8050/6 A 180 |
| 100 | 50 | 6 | 40 | A | 100 | 3,000 | 6,000 | 5 | 44690080 | PNZ 10050/6 A 100 |
| | | | | | 180 | 3,000 | 6,000 | 5 | 44690088 | PNZ 10050/6 A 180 |
| **Silicon carbide (SiC)** | | | | | | | | | | |
| 80 | 50 | 6 | 40 | SiC | 180 | 4,000 | 7,500 | 10 | 44640808 | PNZ 8050/6 SiC 180 |




## PNG type

Made of several very wavily arranged strips of non-woven abrasive material, wound around a core. The wavy structure of the non-woven abrasive material permits seamless brush matting of surfaces. Available in aluminium oxide A and silicon carbide (SiC).



**Special features:**
- Highly flexible, enabling optimal adjustment to the contour.
- Cool grinding and low thermal load on the workpiece.
- The open structure and high flexibility of the non-woven material prevents tool clogging.

| D [mm] | T [mm] | $S_d$ [mm] | L [mm] | Abrasive | Grit size | Opt. RPM | Max. RPM | | Item no. | Designation |
|---|---|---|---|---|---|---|---|---|---|---|
| **Aluminium oxide A** | | | | | | | | | | |
| 80 | 50 | 6 | 40 | A | 100 | 4,000 | 7,500 | 10 | 44646010 | PNG 8050/6 A 100 |
| | | | | | 180 | 4,000 | 7,500 | 10 | 44646018 | PNG 8050/6 A 180 |
| | | | | | 280 | 4,000 | 7,500 | 10 | 44646028 | PNG 8050/6 A 280 |
| 100 | 50 | 6 | 40 | A | 100 | 3,000 | 6,000 | 5 | 44669100 | PNG 10050/6 A 100 |
| | | | | | 180 | 3,000 | 6,000 | 5 | 44669180 | PNG 10050/6 A 180 |
| | | | | | 280 | 3,000 | 6,000 | 5 | 44669280 | PNG 10050/6 A 280 |
| **Silicon carbide (SiC)** | | | | | | | | | | |
| 80 | 50 | 6 | 40 | SiC | 100 | 4,000 | 7,500 | 10 | 44640851 | PNG 8050/6 SiC 100 |
| | | | | | 180 | 4,000 | 7,500 | 10 | 44640858 | PNG 8050/6 SiC 180 |
| | | | | | 280 | 4,000 | 7,500 | 10 | 44640862 | PNG 8050/6 SiC 280 |
| 100 | 50 | 6 | 40 | SiC | 100 | 3,000 | 6,000 | 5 | 44640910 | PNG 10050/6 SiC 100 |
| | | | | | 180 | 3,000 | 6,000 | 5 | 44640918 | PNG 10050/6 SiC 180 |
| | | | | | 280 | 3,000 | 6,000 | 5 | 44640922 | PNG 10050/6 SiC 280 |




## PNR type

The non-woven abrasive material is arranged in multiple (axial) disc layers. Since the individual non-woven discs are not interconnected, the abrasive surface adapts easily to different workpiece contours, e.g. when working on profiles or pipes. Available in aluminium oxide A.



**Special features:**
- Highly flexible, enabling optimal adjustment to the contour.
- Cool grinding and low thermal load on the workpiece.
- The open structure and high flexibility of the non-woven material prevents tool clogging.

| D [mm] | T [mm] | $S_d$ [mm] | L [mm] | Abrasive | Grit size | Opt. RPM | Max. RPM | | Item no. | Designation |
|---|---|---|---|---|---|---|---|---|---|---|
| 25 | 15 | 2.35 | 40 | A | 100 | 7,600 | 12,300 | 10 | *44650131* | PNR 2515/2,35 A 100 |
| | | 3 | 40 | A | 100 | 7,600 | 12,300 | 10 | 44650231 | PNR 2515/3 A 100 |
| | | | | | 180 | 7,600 | 12,300 | 10 | 44650232 | PNR 2515/3 A 180 |
| | | | | | 280 | 7,600 | 12,300 | 10 | 44650233 | PNR 2515/3 A 280 |
| 30 | 20 | 3 | 40 | A | 100 | 6,500 | 10,200 | 10 | 44650331 | PNR 3020/3 A 100 |
| | | | | | 180 | 6,500 | 10,200 | 10 | 44650332 | PNR 3020/3 A 180 |
| | | | | | 280 | 6,500 | 10,200 | 10 | 44650333 | PNR 3020/3 A 280 |

*Continued on next page*

| D [mm] | T [mm] | $S_d$ [mm] | L [mm] | Abrasive | Grit size | Opt. RPM | Max. RPM | | Item no. | Designation |
|---|---|---|---|---|---|---|---|---|---|---|
| 60 | 50 | 6 | 40 | A | 100 | 5,000 | 10,000 | 10 | 44656100 | PNR 6050/6 A 100 |
| | | | | | 180 | 5,000 | 10,000 | 10 | 44656180 | PNR 6050/6 A 180 |
| | | | | | 280 | 5,000 | 10,000 | 10 | 44656280 | PNR 6050/6 A 280 |
| 80 | 50 | 6 | 40 | A | 100 | 4,000 | 7,500 | 10 | 44668100 | PNR 8050/6 A 100 |
| | | | | | 180 | 4,000 | 7,500 | 10 | 44668180 | PNR 8050/6 A 180 |
| | | | | | 280 | 4,000 | 7,500 | 10 | 44668280 | PNR 8050/6 A 280 |

## POLINOX cross buffs




### PNST type

Suitable for cleaning, deburring and fine grinding of inner surfaces and contours. Particularly suitable for hard-to-reach places such as drilled holes and indentations. Available in aluminium oxide A.



**Special features:**
- Highly flexible, enabling optimal adjustment to the contour. Cool grinding and low thermal load on the workpiece.
- The open structure and high flexibility of the non-woven material prevents tool clogging.
- Please order compatible arbor separately.

| D [mm] | Abrasive | Grit size | Number of layers | Opt. RPM | Max. RPM | | Item no. | Designation |
|---|---|---|---|---|---|---|---|---|
| 19 | A | 100 | 2 | 15,000 | 25,100 | 20 | 44698192 | PNST 19-2 A 100 |
| | | 280 | 2 | 15,000 | 25,100 | 20 | 44698193 | PNST 19-2 A 280 |
| 25 | A | 80 | 2 | 10,000 | 19,100 | 20 | 44698254 | PNST 25-2 A 80 |
| | | 100 | 2 | 10,000 | 19,100 | 20 | 44698252 | PNST 25-2 A 100 |
| | | 280 | 2 | 10,000 | 19,100 | 20 | 44698253 | PNST 25-2 A 280 |
| 38 | A | 80 | 3 | 7,500 | 12,600 | 20 | 44698384 | PNST 38-3 A 80 |
| | | 100 | 3 | 7,500 | 12,600 | 20 | 44698382 | PNST 38-3 A 100 |
| | | 280 | 3 | 7,500 | 12,600 | 20 | 44698383 | PNST 38-3 A 280 |
| 50 | A | 80 | 2 | 5,500 | 9,500 | 20 | 44698504 | PNST 50-2 A 80 |
| | | 100 | 2 | 5,500 | 9,500 | 20 | 44698502 | PNST 50-2 A 100 |
| | | 280 | 2 | 5,500 | 9,500 | 20 | 44698503 | PNST 50-2 A 280 |




### Arbor BO PNST

Arbor for POLINOX cross buffs which also enables holes and cut-outs to be reached easily.

**Special features:**
- High economic efficiency as tool can be changed quickly.

| S [mm] | L [mm] | Thread | Clamping length [mm] | | Item no. | Designation |
|---|---|---|---|---|---|---|
| 6 | 75 | 8–32 UNC | 30 | 1 | 42700675 | BO PNST 6-75 |
| | 125 | 8–32 UNC | 30 | 1 | 42700685 | BO PNST 6-125 |




## PNL type

The non-woven abrasive material with aluminium oxide A as the abrasive is arranged in multiple radial flaps. A long tool life is achieved through the dense packing of the flaps. This tool is mainly used for work on large surfaces.



**Special features:**
- Highly flexible, enabling optimal adjustment to the contour. Cool grinding and low thermal load on the workpiece.
- The open structure and high flexibility of the non-woven material prevents tool clogging.
- Please order compatible arbor separately.

| D [mm] | T [mm] | H [mm] | Abrasive | Grit size | Opt. RPM | Max. RPM | Suitable arbors | | Item no. | Designation |
|---|---|---|---|---|---|---|---|---|---|---|
| 150 | 50 | 25.4 | A | 100 | 2,000 | 4,000 | FR/VR 12/25.4 | 1 | 44644111 | PNL 15050/25,4 A 100 |
| | | | | 180 | 2,000 | 4,000 | FR/VR 12/25.4 | 1 | 44644119 | PNL 15050/25,4 A 180 |
| | | | | 280 | 2,000 | 4,000 | FR/VR 12/25.4 | 1 | 44644129 | PNL 15050/25,4 A 280 |
| 200 | 50 | 44 | A | 100 | 1,500 | 3,000 | FR/VR 12/44.0 | 1 | 44644211 | PNL 20050/44 A 100 |
| | | | | 180 | 1,500 | 3,000 | FR/VR 12/44.0 | 1 | 44644219 | PNL 20050/44 A 180 |
| | | | | 280 | 1,500 | 3,000 | FR/VR 12/44.0 | 1 | 44644229 | PNL 20050/44 A 280 |




## PNZ type

Grinding wheels with non-woven abrasive material with aluminium oxide A arranged in multiple radial flaps and with abrasive cloth between the flaps. This facilitates improved stock removal and achieves a coarser surface finish. The grinding wheels are mainly used for work on large surfaces.

**Special features:**
- Highly flexible, enabling optimal adjustment to the contour. Cool grinding and low thermal load on the workpiece.
- The open structure and high flexibility of the non-woven material prevents tool clogging.
- Please order compatible arbor separately.

| D [mm] | T [mm] | H [mm] | Abrasive | Grit size | Opt. RPM | Max. RPM | Suitable arbors | | Item no. | Designation |
|---|---|---|---|---|---|---|---|---|---|---|
| 150 | 50 | 25.4 | A | 100 | 2,000 | 4,000 | FR/VR 12/25.4 | 1 | 44645111 | PNZ 15050/25,4 A 100 |
| | | | | 180 | 2,000 | 4,000 | FR/VR 12/25.4 | 1 | 44645119 | PNZ 15050/25,4 A 180 |
| 200 | 50 | 44 | A | 100 | 1,500 | 3,000 | FR/VR 12/44.0 | 1 | 44645211 | PNZ 20050/44 A 100 |
| | | | | 180 | 1,500 | 3,000 | FR/VR 12/44.0 | 1 | 44645219 | PNZ 20050/44 A 180 |




## PNG type

Made of several very wavily arranged strips of non-woven abrasive material with aluminium oxide A as the abrasive, wound around a core. The wavy structure of the non-woven abrasive material permits seamless brush matting of surfaces.



**Special features:**
- Highly flexible, enabling optimal adjustment to the contour. Cool grinding and low thermal load on the workpiece.
- The open structure and high flexibility of the non-woven material prevents tool clogging.
- Please order compatible arbor separately.

| D [mm] | T [mm] | H [mm] | Abrasive | Grit size | Opt. RPM | Max. RPM | Suitable arbors | | Item no. | Designation |
|---|---|---|---|---|---|---|---|---|---|---|
| 150 | 50 | 25.4 | A | 100 | 2,000 | 4,000 | FR/VR 12/25.4 | 1 | 44646111 | PNG 15050/25,4 A 100 |
| | | | | 180 | 2,000 | 4,000 | FR/VR 12/25.4 | 1 | 44646119 | PNG 15050/25,4 A 180 |
| | | | | 280 | 2,000 | 4,000 | FR/VR 12/25.4 | 1 | 44646129 | PNG 15050/25,4 A 280 |
| 200 | 50 | 44 | A | 100 | 1,500 | 3,000 | FR/VR 12/44.0 | 1 | 44646211 | PNG 20050/44 A 100 |
| | | | | 180 | 1,500 | 3,000 | FR/VR 12/44.0 | 1 | 44646219 | PNG 20050/44 A 180 |
| | | | | 280 | 1,500 | 3,000 | FR/VR 12/44.0 | 1 | 44646229 | PNG 20050/44 A 280 |




## PNR type

Made of slightly wavily arranged strips of non-woven material with aluminium oxide A as the abrasive, wound around a metal core. Exceptional adaptation to contours thanks to the open arrangement and high flexibility. Enable seamless brush matting of surfaces, profiles and pipes.

**Special features:**
- Highly flexible, enabling optimal adjustment to the contour. Cool grinding and low thermal load on the workpiece.
- The open structure and high flexibility of the non-woven material prevents tool clogging.
- Please order compatible arbor separately.

| D [mm] | T [mm] | H [mm] | Abrasive | Grit size | Opt. RPM | Max. RPM | Suitable arbors | | Item no. | Designation |
|---|---|---|---|---|---|---|---|---|---|---|
| 100 | 35 | 10 | A | 180 | 2,500 | 5,500 | BO 8/10 | 1 | 44647118 | PNR 10035/10 A 180 |
| | | | | 280 | 2,500 | 5,500 | BO 8/10 | 1 | 44647128 | PNR 10035/10 A 280 |
| 150 | 40 | 20 | A | 180 | 2,000 | 4,000 | BO 12/20, BO MK 1/20 | 1 | 44647518 | PNR 15040/20 A 180 |
| | | | | 280 | 2,000 | 4,000 | BO 12/20, BO MK 1/20 | 1 | 44647528 | PNR 15040/20 A 280 |

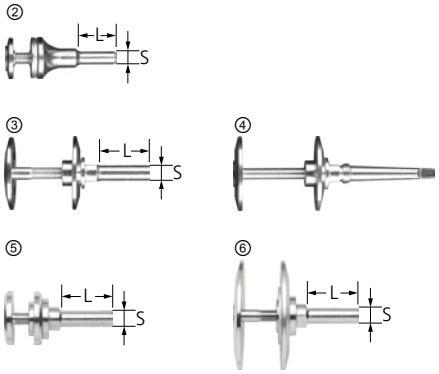


## Arbor

Matching arbor for POLINOX unmounted grinding wheels.

**Special features:**
- High economic efficiency as tool can be changed quickly.

| Image | Suitable for hole diameter [mm] | S [mm] | L [mm] | Clamping range [mm] | | Item no. | Designation |
|---|---|---|---|---|---|---|---|
| ② | 10 | 8 | 30 | 6 – 20 | 1 | 42400008 | BO 8/10 6-20 |
| ③ | 20 | 12 | 35 | 10 – 50 | 1 | 42400012 | BO 12/20 10-50 |
| ④ | 20 | - | - | 10 – 50 | 1 | 42400062 | BO MK 1/20 10-50 |
| ⑤ | 25.4 | 12 | 40 | 25 – 50 | 1 | 44601225 | FR/VR 12/25,4 100-165 |
| ⑥ | 44 | 12 | 40 | 25 – 50 | 1 | 44601244 | FR/VR 12/44,0 200-250 |

# Reducing flanges for POLINOX grinding wheels RF

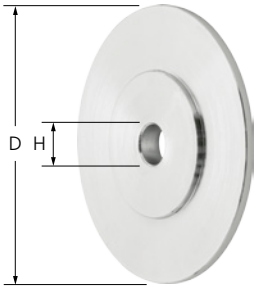


## RF FR

For mounting unmounted flap wheels and POLINOX grinding wheels on drive spindles. The clamping flanges are designed to lie countersunk in the tool.

**Special features:**
- Can be adapted to an existing drive spindle by drilling.
- Can be used face-down very close to edges and in corners thanks to special clamping system.

| Suitable for tool diameter [mm] | D [mm] | H [mm] | Max. H [mm] | | Item no. | Designation |
|---|---|---|---|---|---|---|
| 150, 165 | 40 | 12 | 22.2 | 1 | 44771225 | RF FR 150-165 Bo. 12-22,2 |
| 200, 250 | 83 | 12 | 40 | 1 | 44771244 | RF FR 200-250 Bo. 12-40 |




## PNL type

The non-woven abrasive material with aluminium oxide A as the abrasive is arranged in multiple radial flaps. A long tool life is achieved through the dense packing of the flaps. For work on medium-sized surfaces.



**Special features:**
- Highly flexible, enabling optimal adjustment to the contour. Cool grinding and low thermal load on the workpiece.
- The open structure and high flexibility of the non-woven material prevents tool clogging.
- Can be mounted directly onto speed-adjustable angle grinders and fillet weld grinders without the need for additional clamping devices.

| D [mm] | T [mm] | Thread | Abrasive | Grit size | Opt. RPM | Max. RPM | | Item no. | Designation |
|---|---|---|---|---|---|---|---|---|---|
| 100 | 50 | 5/8-11 | A | 100 | 3,000 | 6,000 | 5 | 44642021 | PNL 10050 5/8-11 A 100 |
| | | | | 180 | 3,000 | 6,000 | 5 | 44642022 | PNL 10050 5/8-11 A 180 |
| | | | | 280 | 3,000 | 6,000 | 5 | 44642023 | PNL 10050 5/8-11 A 280 |
| | | M14 | A | 100 | 3,000 | 6,000 | 5 | 44642001 | PNL 10050 M14 A 100 |
| | | | | 180 | 3,000 | 6,000 | 5 | 44642002 | PNL 10050 M14 A 180 |
| | | | | 280 | 3,000 | 6,000 | 5 | 44642003 | PNL 10050 M14 A 280 |




## PNZ type

The non-woven abrasive material with aluminium oxide A as the abrasive is arranged in multiple radial flaps, with abrasive cloth interlayers. This facilitates improved stock removal and achieves a coarser surface finish. For work on medium-sized surfaces.



**Special features:**
- Highly flexible, enabling optimal adjustment to the contour. Cool grinding and low thermal load on the workpiece.
- The open structure and high flexibility of the non-woven material prevents tool clogging.
- Can be mounted directly onto speed-adjustable angle grinders and fillet weld grinders without the need for additional clamping devices.

| D [mm] | T [mm] | Thread | Abrasive | Grit size | Opt. RPM | Max. RPM | | Item no. | Designation |
|---|---|---|---|---|---|---|---|---|---|
| 100 | 50 | 5/8-11 | A | 100 | 3,000 | 6,000 | 5 | 44642121 | PNZ 10050 5/8-11 A 100 |
| | | | | 180 | 3,000 | 6,000 | 5 | 44642122 | PNZ 10050 5/8-11 A 180 |
| | | M14 | A | 100 | 3,000 | 6,000 | 5 | 44642101 | PNZ 10050 M14 A 100 |
| | | | | 180 | 3,000 | 6,000 | 5 | 44642102 | PNZ 10050 M14 A 180 |

# Non-woven tools
## Threaded POLINOX grinding wheels




### PNG type

Made of several very wavily arranged strips of non-woven abrasive material with aluminium oxide A as the abrasive, wound around a core. The wavy structure of the non-woven abrasive material permits seamless brush matting of surfaces. For work on medium-sized surfaces.



**Special features:**
- Highly flexible, enabling optimal adjustment to the contour. Cool grinding and low thermal load on the workpiece.
- The open structure and high flexibility of the non-woven material prevents tool clogging.
- Can be mounted directly onto speed-adjustable angle grinders and fillet weld grinders without the need for additional clamping devices.

| D [mm] | T [mm] | Thread | Abrasive | Grit size | Opt. RPM | Max. RPM | | Item no. | Designation |
|---|---|---|---|---|---|---|---|---|---|
| 100 | 50 | 5/8-11 | A | 100 | 3,000 | 6,000 | 5 | *44642221* | PNG 10050 5/8-11 A 100 |
| | | | | 180 | 3,000 | 6,000 | 5 | *44642222* | PNG 10050 5/8-11 A 180 |
| | | M14 | A | 100 | 3,000 | 6,000 | 5 | 44642201 | PNG 10050 M14 A 100 |
| | | | | 180 | 3,000 | 6,000 | 5 | 44642202 | PNG 10050 M14 A 180 |
| | | | | 280 | 3,000 | 6,000 | 5 | 44642203 | PNG 10050 M14 A 280 |
| 125 | 50 | 5/8-11 | A | 100 | 2,300 | 3,800 | 2 | *44642521* | PNG 12550 5/8-11 A 100 |
| | | | | 280 | 2,300 | 3,800 | 2 | *44642523* | PNG 12550 5/8-11 A 280 |
| | | M14 | A | 100 | 2,300 | 3,800 | 2 | 44642501 | PNG 12550 M14 A 100 |
| | | | | 180 | 2,300 | 3,800 | 2 | 44642502 | PNG 12550 M14 A 180 |
| | | | | 280 | 2,300 | 3,800 | 2 | 44642503 | PNG 12550 M14 A 280 |

## POLINOX grinding discs




### PNL type

The non-woven abrasive flaps with aluminium oxide A as the abrasive are stuck to a glass-fabric backing pad, meaning the discs can be used face-down. A long tool life is achieved through the dense packing of the flaps.

**Special features:**
- Highly flexible, enabling optimal adjustment to the contour. Cool grinding and low thermal load on the workpiece.
- The open structure and high flexibility of the non-woven material prevents tool clogging.
- For work on large surfaces using speed-adjustable angle grinders.

| D [mm] | T [mm] | H [mm] | Abrasive | Grit size | Opt. RPM | Max. RPM | | Item no. | Designation |
|---|---|---|---|---|---|---|---|---|---|
| 115 | 20 | 22.23 | A | 100 | 2,500 | 5,300 | 5 | 44692258 | PNL 115-22,23 A 100 |
| | | | | 180 | 2,500 | 5,300 | 5 | 44692259 | PNL 115-22,23 A 180 |
| | | | | 280 | 2,500 | 5,300 | 5 | 44692260 | PNL 115-22,23 A 280 |
| 125 | 20 | 22.23 | A | 100 | 2,300 | 3,800 | 5 | 44692261 | PNL 125-22,23 A 100 |
| | | | | 180 | 2,300 | 3,800 | 5 | 44692262 | PNL 125-22,23 A 180 |
| | | | | 280 | 2,300 | 3,800 | 5 | 44692263 | PNL 125-22,23 A 280 |



*Discontinued product*

# Non-woven tools
## POLINOX grinding discs




### PNZ type

The non-woven and abrasive-cloth flaps with aluminium oxide A as the abrasive are stuck to a glass-fabric backing pad, meaning the discs can be used face-down on large surfaces. A long tool life is achieved through the dense packing of the flaps.

**Special features:**

- Highly flexible, enabling optimal adjustment to the contour. Cool grinding and low thermal load on the workpiece.
- The open structure and high flexibility of the non-woven material prevents tool clogging.
- For work on large surfaces using speed-adjustable angle grinders.

| D [mm] | T [mm] | H [mm] | Abrasive | Grit size | Opt. RPM | Max. RPM | | Item no. | Designation |
|---|---|---|---|---|---|---|---|---|---|
| 115 | 20 | 22.23 | A | 100 | 2,500 | 5,300 | 5 | 44692264 | PNZ 115-22,23 A 100 |
| | | | | 180 | 2,500 | 5,300 | 5 | 44692265 | PNZ 115-22,23 A 180 |
| 125 | 20 | 22.23 | A | 100 | 2,300 | 3,800 | 5 | 44692266 | PNZ 125-22,23 A 100 |
| | | | | 180 | 2,300 | 3,800 | 5 | 44692267 | PNZ 125-22,23 A 180 |

## POLINOX grinding drums




### PNL-W type

For work on large surfaces. The non-woven abrasive material with aluminium oxide A as the abrasive is arranged in multiple radial flaps. A long tool life is achieved through the dense packing of the flaps.



**Special features:**

- Long tool life thanks to tightly packed flaps. Cool grinding and low thermal load on the workpiece.
- The open structure and high flexibility of the non-woven material prevents tool clogging.
- Suitable for all conventional keyway systems. The 19 mm hole diameter with four keyways fits all conventional drum grinders.

| D [mm] | T [mm] | H [mm] | Abrasive | Grit size | Opt. RPM | Max. RPM | | Item no. | Designation |
|---|---|---|---|---|---|---|---|---|---|
| 100 | 100 | 19 | A | 80 | 2,500 | 4,800 | 1 | 47801097 | PNL-W 100100 A 80 |
| | | | | 100 | 2,500 | 4,800 | 1 | 44641010 | PNL-W 100100 A 100 |
| | | | | 180 | 2,500 | 4,800 | 1 | 44641018 | PNL-W 100100 A 180 |
| | | | | 280 | 2,500 | 4,800 | 1 | 44641028 | PNL-W 100100 A 280 |

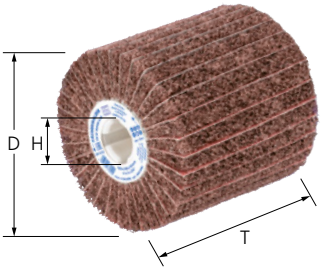


## PNZ-W type

For work on large surfaces. The non-woven abrasive material with aluminium oxide A as the abrasive is arranged in multiple radial flaps. There is also abrasive cloth situated between the flaps. The flap arrangement results in a higher stock removal rate and produces a coarser surface finish.



**Special features:**

- Long tool life thanks to tightly packed flaps. Cool grinding and low thermal load on the workpiece.
- The open structure and high flexibility of the non-woven material prevents tool clogging.
- Suitable for all conventional keyway systems. The 19 mm hole diameter with four keyways fits all conventional drum grinders.

| D [mm] | T [mm] | H [mm] | Abrasive | Grit size | Opt. RPM | Max. RPM | | Item no. | Designation |
|---|---|---|---|---|---|---|---|---|---|
| 100 | 100 | 19 | A | 60 | 2,500 | 4,800 | 1 | 44641106 | PNZ-W 100100 A G/60 |
| | | | | 80 | 2,500 | 4,800 | 1 | 44641108 | PNZ-W 100100 A M/80 |
| | | | | 120 | 2,500 | 4,800 | 1 | 44641112 | PNZ-W 100100 A F/120 |




## PNG-W type

For work on large surfaces. Made of several very wavily arranged strips of non-woven abrasive material with aluminium oxide A as the abrasive, wound around a core. The wavy structure of the non-woven abrasive material permits seamless brush matting of large surfaces.



**Special features:**

- Long tool life thanks to tight, wavy flaps. Cool grinding and low thermal load on the workpiece.
- The open structure and high flexibility of the non-woven material prevents tool clogging.
- Suitable for all conventional keyway systems. The 19 mm hole diameter with four keyways fits all conventional drum grinders.

| D [mm] | T [mm] | H [mm] | Abrasive | Grit size | Opt. RPM | Max. RPM | | Item no. | Designation |
|---|---|---|---|---|---|---|---|---|---|
| 100 | 100 | 19 | A | 100 | 2,500 | 4,800 | 1 | 44641201 | PNG-W 100100 A 100 |
| | | | | 180 | 2,500 | 4,800 | 1 | 44641202 | PNG-W 100100 A 180 |
| | | | | 280 | 2,500 | 4,800 | 1 | 44641203 | PNG-W 100100 A 280 |




## PVR type

POLINOX discs with aluminium oxide A as the abrasive are suited to flexible work on complicated workpiece contours, and are used in peripheral grinding applications. Clamp up to three discs behind one another to increase the usage width.



**Special features:**
- Highly flexible, enabling optimal adjustment to the contour, with very long tool life. Hard-to-reach areas can be accessed, such as deep slots and recesses.
- The open structure and high flexibility of the non-woven material prevents tool clogging.
- Please order the arbor for POLINOX discs separately.

| D [mm] | T [mm] | H [mm] | Abrasive | Grit size | Max. RPM | Suitable arbors | | Item no. | Designation |
|---|---|---|---|---|---|---|---|---|---|
| 50 | 10 | 6 | A | 100 | 12,250 | BO 6/6 3-10 | 10 | 44693050 | PVR 5010-6 A 100 |
| | | | | 280 | 12,250 | BO 6/6 3-10 | 10 | 44693051 | PVR 5010-6 A 280 |
| 75 | 10 | 6 | A | 100 | 8,150 | BO 6/6 3-10 | 10 | 44693075 | PVR 7510-6 A 100 |
| | | | | 280 | 8,150 | BO 6/6 3-10 | 10 | 44693076 | PVR 7510-6 A 280 |
| 100 | 10 | 13 | A | 100 | 6,150 | PVR 6/13 1-25 | 10 | 44693101 | PVR 10010-13 A 100 |
| | | | | 280 | 6,150 | PVR 6/13 1-25 | 10 | 44693102 | PVR 10010-13 A 280 |
| 125 | 10 | 13 | A | 100 | 4,900 | PVR 6/13 1-25 | 10 | 44693125 | PVR 12510-13 A 100 |
| | | | | 280 | 4,900 | PVR 6/13 1-25 | 10 | 44693126 | PVR 12510-13 A 280 |
| 150 | 10 | 13 | A | 100 | 4,100 | PVR 6/13 1-25 | 10 | 44693151 | PVR 15010-13 A 100 |
| | | | | 280 | 4,100 | PVR 6/13 1-25 | 10 | 44693152 | PVR 15010-13 A 280 |

## Arbor for POLINOX discs

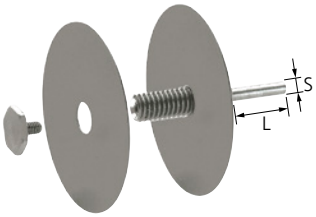


### Arbor PVR

Arbor for POLINOX discs.

**Special features:**
- High economic efficiency as tool can be changed quickly.
- Use the supplied side discs with a diameter of 50 and 80 mm in order to vary the lateral flexibility.

| Suitable for hole diameter [mm] | S [mm] | L [mm] | Clamping range [mm] | | Item no. | Designation |
|---|---|---|---|---|---|---|
| 13 | 6 | 35 | 1 – 25 | 1 | 23600506 | PVR 6/13 1-25 |




## ADB masking tape

The self-adhesive masking tape is used during finish machining with soft, flexible tools such as non-woven tools. Different grinding patterns in adjacent areas can be clearly separated.

**Special features:**
- The masking tape protects surfaces which have already been worked on, or which are not supposed to be worked on.
- High elasticity and tear strength.
- High edge stability. To avoid its inadvertent removal, ensure that the masking tape is only loaded in the running direction of the tool.

| Length [m] | T [mm] | | Item no. | Designation |
|---|---|---|---|---|
| 25 | 20 | 1 | 44250130 | ADB 20 |




## ADB INOX masking tape

The self-adhesive masking tape is used to preserve the clear separation between different grinding patterns in adjacent stainless steel areas.



**Special features:**
- The masking tape protects surfaces which have already been worked on, or which are not supposed to be worked on.
- Reusable and extremely high durability.
- High edge stability. To avoid its inadvertent removal, ensure that the masking tape is only loaded in the running direction of the tool.

| Length [m] | T [mm] | | Item no. | Designation |
|---|---|---|---|---|
| 3 | 50 | 1 | 44250140 | ADB 50 INOX |

# POLINOX marbling tools




## POLINOX discs for marbling tool holder MKRK

Special tool for marbling surfaces on almost any material.



**Special features:**
- Highly flexible, enabling optimal adjustment to the contour. High economic efficiency due to high abrasive performance and long tool life.
- The open structure and high flexibility of the non-woven material prevents tool clogging.
- Please order matching marbling tool holder separately.

| $D_1$ [mm] | Abrasive | Grit size | Opt. RPM | Suitable arbors | | Item no. | Designation |
|---|---|---|---|---|---|---|---|
| 40 | A | 100 | 600 – 1,400 | MK 6/40/6 | 100 | 44637100 | MKRK 40 A 100 |
| | | 180 | 600 – 1,400 | MK 6/40/6 | 100 | 44637180 | MKRK 40 A 180 |
| | | 280 | 600 – 1,400 | MK 6/40/6 | 100 | 44637280 | MKRK 40 A 280 |
| 50 | A | 100 | 600 – 1,400 | MK 6/50/6 | 100 | 44638100 | MKRK 50 A 100 |
| | | 180 | 600 – 1,400 | MK 6/50/6 | 100 | 44638180 | MKRK 50 A 180 |
| | | 280 | 600 – 1,400 | MK 6/50/6 | 100 | 44638280 | MKRK 50 A 280 |
| 60 | A | 100 | 600 – 1,400 | MK 6/60/6 | 100 | 44639100 | MKRK 60 A 100 |

*Continued on next page*

| $D_1$ [mm] | Abrasive | Grit size | Opt. RPM | Suitable arbors | | Item no. | Designation |
|---|---|---|---|---|---|---|---|
| 60 | A | 180 | 600 – 1,400 | MK 6/60/6 | 100 | 44639180 | MKRK 60 A 180 |
| | | 280 | 600 – 1,400 | MK 6/60/6 | 100 | 44639280 | MKRK 60 A 280 |




## POLINOX marbling tool holders MK

POLINOX marbling tool holders for marbling discs. A highly elastic intermediate layer carries the hook and loop fastening system.

**Special features:**
- Highly flexible, enabling optimal adjustment to the contour.
- High economic efficiency due to long tool life.

| D [mm] | S [mm] | L [mm] | Max. RPM | Matching tool | | Item no. | Designation |
|---|---|---|---|---|---|---|---|
| 40 | 6 | 40 | 4,700 | MKRK 40 | 1 | 44604060 | MK 6/40/6 |
| 50 | 6 | 40 | 3,800 | MKRK 50 | 1 | 44605060 | MK 6/50/6 |
| 60 | 6 | 40 | 3,200 | MKRK 60 | 1 | 44606060 | MK 6/60/6 |

# POLIVLIES grinding discs




## Flap discs PVL

Flap discs with abrasive flaps made of aluminium oxide A for general coarse to fine grinding applications in industry and professional trades.



**Special features:**
- High economic efficiency due to high abrasive performance and long tool life.
- Creates a consistently high surface quality over the entire tool life, as new sharp abrasive is steadily released.
- Highly flexible, enabling optimal adjustment to the contour.

| D [mm] | T [mm] | H [mm] | Abrasive | Grit size | Opt. RPM | Max. RPM | | Item no. | Designation |
|---|---|---|---|---|---|---|---|---|---|
| 115 | 18 | 22.23 | A | 100 G | 5,000 – 5,800 | 13,300 | 5 | 44694101 | PVL 115 A 100 G |
| | | | | 180 M | 5,000 – 5,800 | 13,300 | 5 | 44694102 | PVL 115 A 180 M |
| | | | | 240 F | 5,000 – 5,800 | 13,300 | 5 | 44694103 | PVL 115 A 240 F |
| 125 | 18 | 22.23 | A | 100 G | 4,600 – 5,300 | 12,200 | 5 | 44694111 | PVL 125 A 100 G |
| | | | | 180 M | 4,600 – 5,300 | 12,200 | 5 | 44694112 | PVL 125 A 180 M |
| | | | | 240 F | 4,600 – 5,300 | 12,200 | 5 | 44694113 | PVL 125 A 240 F |
| **with X-LOCK holder** | | | | | | | | | |
| 115 | 18 | 22.23 | A | 100 G | 5,000 – 5,800 | 13,300 | 5 | 44694201 | PVL 115-X-LOCK A 100 G |
| | | | | 180 M | 5,000 – 5,800 | 13,300 | 5 | 44694202 | PVL 115-X-LOCK A 180 M |
| | | | | 240 F | 5,000 – 5,800 | 13,300 | 5 | 44694203 | PVL 115-X-LOCK A 240 F |
| 125 | 18 | 22.23 | A | 100 G | 4,600 – 5,300 | 12,200 | 5 | 44694211 | PVL 125-X-LOCK A 100 G |
| | | | | 180 M | 4,600 – 5,300 | 12,200 | 5 | 44694212 | PVL 125-X-LOCK A 180 M |
| | | | | 240 F | 4,600 – 5,300 | 12,200 | 5 | 44694213 | PVL 125-X-LOCK A 240 F |




## Flap discs POLIVLIES CURVE PVL-R

The POLIVLIES CURVE flap discs with abrasive flaps made of aluminium oxide A for general coarse to fine grinding applications in industry and professional trades are patented in many countries across the globe. The CURVE version can be used on both the grinding side and on the rear side, as well as on the radius, making it particularly suitable for work on fillet welds.

**Special features:**
- Creates a consistently high surface quality over the entire tool life, as new sharp abrasive is steadily released.
- Highly flexible, enabling optimal adjustment to the contour.
- Particularly suitable for precise work on fillet welds thanks to the surrounding flaps.

| D [mm] | H [mm] | Abrasive | Grit size | Opt. RPM | Max. RPM | | Item no. | Designation |
|---|---|---|---|---|---|---|---|---|
| 115 | 22.23 | A | 100 | 5,800 | 13,300 | 5 | 44694121 | PVL-R 115 A 100 G |
| | | | 180 | 5,800 | 13,300 | 5 | 44694122 | PVL-R 115 A 180 M |
| | | | 240 | 5,800 | 13,300 | 5 | 44694123 | PVL-R 115 A 240 F |
| 125 | 22.23 | A | 100 | 5,300 | 12,200 | 5 | 44694131 | PVL-R 125 A 100 G |
| | | | 180 | 5,300 | 12,200 | 5 | 44694132 | PVL-R 125 A 180 M |
| | | | 240 | 5,300 | 12,200 | 5 | 44694133 | PVL-R 125 A 240 F |






## Flap discs PVZ

Flap discs with abrasive flaps made of ceramic oxide grain CO-COOL and aluminium oxide A. Consistently high performance and aggressive grinding due to self-sharpening ceramic oxide grain. Active grinding additives improve the stock removal rate, prevent clogging and result in cooler grinding.



**Special features:**
- High economic efficiency due to high abrasive performance and long tool life.
- Creates a consistently high surface quality over the entire tool life, as new sharp abrasive is steadily released.
- Highly flexible, enabling optimal adjustment to the contour.

| D [mm] | T [mm] | H [mm] | Abrasive/grit size | Opt. RPM | Max. RPM | | Item no. | Designation |
|---|---|---|---|---|---|---|---|---|
| 115 | 18 | 22.23 | CO-COOL 60 / A 100 G | 5,000 – 5,800 | 13,300 | 5 | 44695101 | PVZ 115 CO-COOL 60 / A 100 G |
| | | | CO-COOL 80 / A 180 M | 5,000 – 5,800 | 13,300 | 5 | 44695102 | PVZ 115 CO-COOL 80 / A 180 M |
| | | | CO-COOL 120 / A 240 F | 5,000 – 5,800 | 13,300 | 5 | 44695103 | PVZ 115 CO-COOL 120 / A 240 F |
| 125 | 18 | 22.23 | CO-COOL 60 / A 100 G | 4,600 – 5,300 | 12,200 | 5 | 44695111 | PVZ 125 CO-COOL 60 / A 100 G |
| | | | CO-COOL 80 / A 180 M | 4,600 – 5,300 | 12,200 | 5 | 44695112 | PVZ 125 CO-COOL 80 / A 180 M |
| | | | CO-COOL 120 / A 240 F | 4,600 – 5,300 | 12,200 | 5 | 44695113 | PVZ 125 CO-COOL 120 / A 240 F |




## Hook and loop discs PVKR

These hook and loop discs are suited to grinding larger surfaces. The flexible system, comprising a hook and loop disc and holder, can also be used on contours. The pre-punched holes mean that they can be ideally centred on and used with various backing pads.



**Special features:**
- High economic efficiency due to high abrasive performance and long tool life. Highly flexible, enabling optimal adjustment to the contour.
- Creates a consistently high surface quality over the entire tool life, as new sharp abrasive is steadily released.
- Please order POLIVLIES hook and loop disc holders separately. Break out the pre-punched centring hole if required.

| $D_1$ [mm] | Abrasive | Grit size | Opt. RPM | Max. RPM | Suitable arbors | | Item no. | Designation |
|---|---|---|---|---|---|---|---|---|
| 115 | A | 100 G | 3,300 | 5,300 | PVKRH 115 | 10 | 42871306 | PVKR 115-22 A 100G |
| | | 180 M | 3,300 | 5,300 | PVKRH 115 | 10 | 42871310 | PVKR 115-22 A 180M |
| | | 240 F | 3,300 | 5,300 | PVKRH 115 | 10 | 42871318 | PVKR 115-22 A 240F |
| 125 | A | 100 G | 3,000 | 4,850 | PVKRH 125 | 10 | 42871406 | PVKR 125-22 A 100G |
| | | 180 M | 3,000 | 4,850 | PVKRH 125 | 10 | 42871410 | PVKR 125-22 A 180M |
| | | 240 F | 3,000 | 4,850 | PVKRH 125 | 10 | 42871418 | PVKR 125-22 A 240F |
| 180 | A | 100 G | 2,200 | 3,500 | PVKRH 180 | 10 | 42871606 | PVKR 180-22 A 100G |
| | | 180 M | 2,200 | 3,500 | PVKRH 180 | 10 | 42871610 | PVKR 180-22 A 180M |
| | | 240 F | 2,200 | 3,500 | PVKRH 180 | 10 | 42871618 | PVKR 180-22 A 240F |



## Hook and loop disc holders PVKRH




### Hook and loop disc holders PVKR

Holders for POLIVLIES hook and loop discs.

**Special features:**
- High economic efficiency as tool can be changed quickly.
- Enables surface finishing without visible transitions.

| D [mm] | Thread | Max. RPM | | Item no. | Designation |
|---|---|---|---|---|---|
| 115 | M14 | 13,300 | 1 | 42711154 | PVKRH 115 M14 |
| 125 | M14 | 12,200 | 1 | 42711254 | PVKRH 125 M14 |
| 180 | M14 | 8,500 | 1 | 42711784 | PVKRH 180 M14 |




### Hook and loop disc holder PVKR with centring pin

Holders for POLIVLIES hook and loop discs.

**Special features:**
- Enables faster central clamping.
- High economic efficiency as tool can be changed quickly.
- Enables surface finishing without visible transitions.

| D [mm] | Thread | Max. RPM | | Item no. | Designation |
|---|---|---|---|---|---|
| 115 | M14 | 13,300 | 1 | 42712115 | PVKRH 115-22 M14 |
| 125 | M14 | 12,200 | 1 | 42712125 | PVKRH 125-22 M14 |
| 180 | M14 | 8,500 | 1 | 42712178 | PVKRH 180-22 M14 |




## POLICLEAN wheels PCLS (standard version)

POLICLEAN is a coarsely structured, abrasive, non-woven cleaning fabric made from a special combination of synthetic fibres, resin and abrasive grain. For coarse cleaning work, such as removing paint, scale, heat discolouration, rust and adhesive residue in peripheral grinding on finer surfaces.

**Special features:**
- High flexibility and open structure mean optimal adjustment to contours and no clogging of the tool itself.
- Please order compatible arbor separately.

| D [mm] | T [mm] | H [mm] | Opt. RPM | Max. RPM | Suitable arbors | | Item no. | Designation |
|---|---|---|---|---|---|---|---|---|
| 75 | 13 | 6 | 4,000 – 5,100 | 10,000 | PCLB 6/6/13, PCLB 6/6/26, PCLB 6/6/39 | 6 | 44692075 | PCLS 7513/6 |
| 100 | 13 | 13 | 3,000 – 3,800 | 7,500 | PCLB 6/13/13, PCLB 6/13/26, PCLB 8/13/13, PCLB 8/13/26 | 4 | 44692100 | PCLS 10013/13 |
| 150 | 13 | 13 | 2,000 – 2,500 | 5,100 | PCLB 6/13/13, PCLB 6/13/26, PCLB 8/13/13, PCLB 8/13/26 | 4 | 44692150 | PCLS 15013/13 |



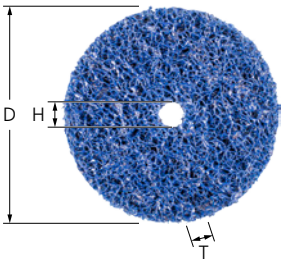


## POLICLEAN wheels PCLS PLUS

POLICLEAN PLUS is a coarsely structured, aggressive, non-woven cleaning fabric made from a special combination of synthetic fibres, resin and abrasive grain, with increased tool life and optimum aggressiveness. Suitable for roughening and for coarse cleaning work such as removing paint, scale, heat discolouration, rust and adhesive residues in peripheral grinding.



**Special features:**
- Considerably higher stock removal rate, very good tool life and very high aggressive performance.
- High flexibility and open structure mean optimal adjustment to contours and no clogging of the tool itself.
- Please order compatible arbor separately.

| D [mm] | T [mm] | H [mm] | Opt. RPM | Max. RPM | Suitable arbors | | Item no. | Designation |
|---|---|---|---|---|---|---|---|---|
| 75 | 13 | 6 | 4,000 – 5,100 | 10,000 | PCLB 6/6/13, PCLB 6/6/26, PCLB 6/6/39 | 6 | *44692076* | PCLS PLUS 7513/6 |
| 100 | 13 | 13 | 3,000 – 3,800 | 7,500 | PCLB 6/13/13, PCLB 6/13/26, PCLB 8/13/13, PCLB 8/13/26 | 4 | 44692101 | PCLS PLUS 10013/13 |
| 150 | 13 | 13 | 2,000 – 2,500 | 5,100 | PCLB 6/13/13, PCLB 6/13/26, PCLB 8/13/13, PCLB 8/13/26 | 4 | 44692151 | PCLS PLUS 15013/13 |



*Discontinued product*




## POLICLEAN arbors PCLB

Arbor for POLICLEAN wheels.

**Special features:**

- High economic efficiency as tool can be changed quickly. When replacing the discs, leave the arbor clamped in the tool drive.

| Image | Suitable for hole diameter [mm] | S [mm] | L [mm] | Matching tool | Version | | Item no. | Designation |
|---|---|---|---|---|---|---|---|---|
| ③ | 6 | 6 | 40 | PCLS 7513/6 | Packaging, 1x | 1 | 42706613 | PCLB 6/6/13 |
| ② | 6 | 6 | 40 | PCLS 7513/6 | Packaging, 2x | 1 | 42706626 | PCLB 6/6/26 |
| ① | 6 | 6 | 40 | PCLS 7513/6 | Packaging, 3x | 1 | 42706639 | PCLB 6/6/39 |
| ⑤ | 13 | 6 | 40 | PCLS 10013/13, PCLS 15013/13 | Packaging, 1x | 1 | 42706713 | PCLB 6/13/13 |
| ④ | 13 | 6 | 40 | PCLS 10013/13, PCLS 15013/13 | Packaging, 2x | 1 | 42706726 | PCLB 6/13/26 |
| ⑤ | 13 | 8 | 40 | PCLS 10013/13, PCLS 15013/13 | Packaging, 1x | 1 | 42706813 | PCLB 8/13/13 |
| ④ | 13 | 8 | 40 | PCLS 10013/13, PCLS 15013/13 | Packaging, 2x | 1 | 42706826 | PCLB 8/13/26 |




## POLICLEAN mounted tools PCLZY

POLICLEAN is a coarsely structured, abrasive, non-woven cleaning fabric made from a special combination of synthetic fibres, resin and abrasive grain. For coarse cleaning work such as removing paint, scale, heat discolouration, rust and adhesive residues in peripheral grinding.

**Special features:**

- High flexibility and open structure mean optimal adjustment to contours and no clogging of the tool itself.
- Flexible and suitable for finer surface finishes.

| D [mm] | T [mm] | $S_d$ [mm] | L [mm] | H [mm] | Opt. RPM | Max. RPM | | Item no. | Designation |
|---|---|---|---|---|---|---|---|---|---|
| 50 | 13 | 6 | 40 | 6 | 6,000 – 7,000 | 15,000 | 5 | 44692251 | PCLZY 5013/6 |
| | 26 | 6 | 40 | 6 | 6,000 – 7,000 | 15,000 | 5 | 44692252 | PCLZY 5026/6 |
| 75 | 13 | 6 | 40 | 6 | 4,000 – 5,100 | 10,000 | 5 | 44692271 | PCLZY 7513/6 |
| | 26 | 6 | 40 | 6 | 4,000 – 5,100 | 10,000 | 5 | 44692272 | PCLZY 7526/6 |
| 100 | 13 | 6 | 40 | 6 | 3,000 – 3,800 | 7,500 | 5 | 44692291 | PCLZY 10013/6 |




## POLICLEAN mounted tools PCLZY PLUS

POLICLEAN PLUS is a coarsely structured, aggressive, non-woven cleaning fabric made from a special combination of synthetic fibres, resin and abrasive grain, with increased tool life and optimum aggressiveness. Suitable for roughening and for coarse cleaning work such as removing paint, scale, heat discolouration, rust and adhesive residues in peripheral grinding.



**Special features:**
- Considerably higher stock removal rate and a very good tool life, very aggressive.
- High flexibility and open structure mean optimal adjustment to contours and no clogging of the tool itself.

| D [mm] | T [mm] | $S_d$ [mm] | L [mm] | H [mm] | Opt. RPM | Max. RPM | | Item no. | Designation |
|---|---|---|---|---|---|---|---|---|---|
| 50 | 13 | 6 | 40 | 6 | 6,000 – 7,000 | 15,000 | 5 | 44692253 | PCLZY PLUS 5013/6 |
| | 26 | 6 | 40 | 6 | 6,000 – 7,000 | 15,000 | 5 | 44692254 | PCLZY PLUS 5026/6 |
| 75 | 13 | 6 | 40 | 6 | 4,000 – 5,100 | 10,000 | 5 | 44692255 | PCLZY PLUS 7513/6 |
| | 26 | 6 | 40 | 6 | 4,000 – 5,100 | 10,000 | 5 | 44692256 | PCLZY PLUS 7526/6 |
| 100 | 13 | 6 | 40 | 6 | 3,000 – 3,800 | 7,500 | 5 | 44692257 | PCLZY PLUS 10013/6 |




## POLICLEAN discs PCLD (standard version)

POLICLEAN is a coarsely structured, abrasive, non-woven cleaning fabric made from a special combination of synthetic fibres and abrasive grain. The non-woven cleaning material is glued onto a backer. For coarse cleaning work, e.g. removing paint, scale, heat discolouration, rust and adhesive residues on finer surfaces.

**Special features:**
- High flexibility and open structure mean optimal adjustment to contours and no clogging of the tool itself.
- Please order compatible arbor separately.

| D [mm] | T [mm] | H [mm] | Opt. RPM | Max. RPM | | Item no. | Designation |
|---|---|---|---|---|---|---|---|
| 115 | 13 | 22.23 | 5,000 – 7,000 | 10,000 | 5 | 44692715 | PCLD 115-13 |
| 125 | 13 | 22.23 | 5,000 – 7,000 | 10,000 | 5 | 44692725 | PCLD 125-13 |




## POLICLEAN discs PCLD PLUS

POLICLEAN is a coarsely structured, aggressive, non-woven cleaning fabric made from a special combination of synthetic fibres and abrasive grain. The non-woven cleaning material is glued onto a backer. For roughening and for coarse cleaning work such as removing paint, scale, heat discolouration, rust and adhesive residues.



**Special features:**
- Considerably higher stock removal rate, very good tool life and very high aggressive performance.
- High flexibility and open structure mean optimal adjustment to contours and no clogging of the tool itself.
- Please order compatible arbor separately.

| D [mm] | T [mm] | H [mm] | Opt. RPM | Max. RPM | | Item no. | Designation |
|---|---|---|---|---|---|---|---|
| 100 | 13 | 16 | 5,000 – 7,000 | 10,000 | 5 | 44692711 | PCLD PLUS 100-13 |
| 115 | 13 | 22.23 | 5,000 – 7,000 | 10,000 | 5 | 44692716 | PCLD PLUS 115-13 |
| 125 | 13 | 22.23 | 5,000 – 7,000 | 10,000 | 5 | 44692726 | PCLD PLUS 125-13 |




## POLICLEAN drum

POLICLEAN is a coarsely structured, abrasive, non-woven cleaning fabric made from a special combination of synthetic fibres, resin and abrasive grain. For coarse cleaning work such as removing paint, scale, heat discolouration, rust and adhesive residues in peripheral grinding.

**Special features:**

- High flexibility and open structure mean optimal adjustment to contours and no clogging of the tool itself.
- Long tool life thanks to tightly packed flaps. Cool grinding and low thermal load on the workpiece.
- Suitable for all conventional keyway systems. The 19 mm hole diameter with four keyways fits all conventional drum grinders.

| D [mm] | T [mm] | H [mm] | Opt. RPM | Max. RPM | | Item no. | Designation |
|---|---|---|---|---|---|---|---|
| 100 | 100 | 19 | 2,500 | 4,800 | 1 | 47803369 | PCLW 100100/19 |

# Poliflex tools
## General information

### Explanation of the code system according to EN 12413:

D = Mounted point outer dia.
T = Mounted point width
$S_d$ = Shank dia.
$L_0$ = Unsupported shank length
$L_2$ = Shank length
$L_3$ = Clamping length of shank
① = collet

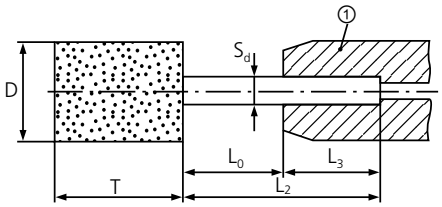


### Safety notes

The maximum rotational speeds for the various shank lengths and shank diameters are defined in DIN 69170 based on EN 12413. These must be adhered to in order to avoid buckling of the shank during use. Regardless of the length of the shank, the clamping length ($L_3$) of the shank must be at least 10 mm.
Each packaging unit of PFERD TOOLS fine grinding points contains the rotational speed specifications for the unsupported shank length ($L_0$) of that grinding point. Proper concentric accuracy and correct clamping of the tool drive must also be ensured.
Tables with the maximum permitted rotational speeds for the entire range of Poliflex fine grinding points are available on request.
The maximum permitted rotational speed calculated according to EN 12413 is determined by the following factors:

- Shape and dimensions of the mounted point
- Diameter of the steel shank $S_d$
- Unsupported shank length $L_0$


Wear eye protection!


Wear hearing protection!


Wear gloves!


Wear a dust mask!


Follow the safety instructions!



### The quick way to find the perfect tool

① **Material group**
Select the material to be machined.

② **Application**
Select the application.

③ **Desired surface**
Select your desired surface.

④ **Tool bond**
After determining the application (see column ②), the suitable bond is selected in the horizontal row.



# Poliflex tools
## The quick way to find the perfect tool

PFERD TOOLS

| | | | | | Bond ▸ | Polyurethane bond | | | Elastomer bond | | | | Resinoid bond |
|---|---|---|---|---|---|---|---|---|---|---|---|---|---|
| | | | | | Abrasive (grain mixtures) ▸ | CN | | | AR | ANCN | AW | AWCN | AN |
| | | | | | |  |  |  |  |  |  |  |  |
| | | | | | ④ Designation/bond ▸ | PUR | | | GR | GHR | LR | LHR | TX |
| | | | | | | W (Soft) | MH (Medium-hard) | STRUC | | | | | |
| | | | | | Recommended cutting speed ▸ | 10–12 m/s | 10–15 m/s | 5–10 m/s | 10–12 m/s | 20–25 m/s | 15–20 m/s | 30–40 m/s | 20–25 m/s |
| ① Material group ▾ | | ② Application ▾ | | ③ Surface ▾ | | | | | | | | | |
| Steel, cast steel | Steels up to 1.200 N/mm² (< 38 HRC) | Construction steels, carbon steels, tool steels, non-alloyed steels, case-hardened steels, tempering steels, cast steel | Surface | Matt | | ○ | ● | | ○ | | | | |
| | | | | Shiny | | | | | ● | | ○ | | |
| | | | Edge | Matt | | | ○ | | ○ | | | | ● |
| | | | | Shiny | | | | | | ● | | ○ | |
| | Hardened, heat-treated steels over 1.200 N/mm² (> 38 HRC) | Tool steels, tempering steels, alloyed steels, alloyed cast steel | Surface | Matt | | ○ | ● | | ○ | | | | |
| | | | | Shiny | | | | | ○ | | ● | | |
| | | | Edge | Matt | | | ○ | | | | | | ● |
| | | | | Shiny | | | | | | ○ | | ● | |
| Stainless steel (INOX) | Rust and acid-resistant steels | Austenitic and ferritic stainless steels | Surface | Matt | | ● | ○ | | | | | | |
| | | | | Shiny | | | | | ● | | ○ | | |
| | | | Edge | Matt | | | ○ | | | | | | ● |
| | | | | Shiny | | | | | | ● | ○ | | |
| | | | Universal | Structured | | ○ | ○ | ● | | | | | |
| Non-ferrous metals | Soft non-ferrous metals, non-ferrous metals | Aluminium alloys, brass, copper, zinc | Surface | Matt | | ● | ○ | | | | | | ○ |
| | | | | Shiny | | | | | ○ | | ● | | |
| | | | Edge | Matt | | | | | | ○ | | | ● |
| | | | | Shiny | | | | | ○ | | ● | | |
| | Hard non-ferrous metals | Bronze, titanium, titanium alloys, hard aluminium alloys (high Si content) | Surface | Matt | | | ○ | | | | | | ● |
| | | | | Shiny | | | | | ○ | ● | | | |
| | | | Edge | Matt | | | | | | ○ | | | ● |
| | | | | Shiny | | | | | | ○ | | ● | |
| | High-temperature-resistant materials | Nickel-based and cobaltbased alloys (engine and turbine construction) | Surface | Matt | | | ○ | | | | | | ● |
| | | | | Shiny | | | | | ● | ○ | | | |
| | | | Edge | Matt | | | ○ | | | ○ | | | ● |
| | | | | Shiny | | | | | | ○ | | ● | |

● = highly suitable ○ = suitable

4




## Poliflex fine grinding points PF ZY PUR

The PUR bond is manufactured with green silicon carbide (SiC). It is homogeneously interspersed with abrasive grain and very soft. Grinding point in cylindrical shape, for fine grinding of small surfaces.



**Special features:**
- Highly flexible, enabling optimal adjustment to the contour.
- Cool and very gentle grinding thanks to open structure and elastic bond.
- Produces a fine, matt surface finish.

| D [mm] | T [mm] | $S_d$ [mm] | $L_2$ [mm] | Bond | Abrasive | Grit size | Opt. RPM | Max. RPM | | Item no. | Designation |
|---|---|---|---|---|---|---|---|---|---|---|---|
| **PUR-W** | | | | | | | | | | | |
| 8 | 12 | 3 | 30 | PUR-W | SiC | 80 | 24,000 | 35,800 | 10 | 41291008 | PF ZY 0812/3 CN 80 PUR-W |
| | | | | | | 150 | 24,000 | 35,800 | 10 | 41291015 | PF ZY 0812/3 CN 150 PUR-W |
| 10 | 25 | 6 | 40 | PUR-W | SiC | 80 | 19,000 | 28,600 | 10 | 41291208 | PF ZY 1025/6 CN 80 PUR-W |
| | | | | | | 150 | 19,000 | 28,600 | 10 | 41291215 | PF ZY 1025/6 CN 150 PUR-W |
| 15 | 30 | 6 | 40 | PUR-W | SiC | 80 | 12,500 | 19,000 | 10 | 41291408 | PF ZY 1530/6 CN 80 PUR-W |
| | | | | | | 150 | 12,500 | 19,000 | 10 | 41291415 | PF ZY 1530/6 CN 150 PUR-W |
| 20 | 30 | 6 | 40 | PUR-W | SiC | 80 | 9,500 | 14,300 | 10 | 41293108 | PF ZY 2030/6 CN 80 PUR-W |
| | | | | | | 150 | 9,500 | 14,300 | 10 | 41293115 | PF ZY 2030/6 CN 150 PUR-W |
| 25 | 30 | 6 | 40 | PUR-W | SiC | 80 | 7,500 | 11,400 | 10 | 41293008 | PF ZY 2530/6 CN 80 PUR-W |
| | | | | | | 150 | 7,500 | 11,400 | 10 | 41293015 | PF ZY 2530/6 CN 150 PUR-W |
| **PUR-MH** | | | | | | | | | | | |
| 8 | 12 | 3 | 30 | PUR-MH | SiC | 150 | 24,000 | 35,800 | 10 | 41291115 | PF ZY 0812/3 CN 150 PUR-MH |
| | | | | | | 220 | 24,000 | 35,800 | 10 | 41291122 | PF ZY 0812/3 CN 220 PUR-MH |
| 10 | 25 | 6 | 40 | PUR-MH | SiC | 150 | 19,000 | 28,600 | 10 | 41291315 | PF ZY 1025/6 CN 150 PUR-MH |
| | | | | | | 220 | 19,000 | 28,600 | 10 | 41291322 | PF ZY 1025/6 CN 220 PUR-MH |
| 15 | 30 | 6 | 40 | PUR-MH | SiC | 80 | 12,500 | 19,000 | 10 | 41291508 | PF ZY 1530/6 CN 80 PUR-MH |
| | | | | | | 150 | 12,500 | 19,000 | 10 | 41291515 | PF ZY 1530/6 CN 150 PUR-MH |
| | | | | | | 220 | 12,500 | 19,000 | 10 | 41291522 | PF ZY 1530/6 CN 220 PUR-MH |
| 20 | 30 | 6 | 40 | PUR-MH | SiC | 80 | 9,500 | 14,300 | 10 | 41293208 | PF ZY 2030/6 CN 80 PUR-MH |
| | | | | | | 150 | 9,500 | 14,300 | 10 | 41293215 | PF ZY 2030/6 CN 150 PUR-MH |
| 32 | 32 | 6 | 40 | PUR-MH | SiC | 80 | 6,000 | 8,900 | 5 | 41293408 | PF ZY 3232/6 CN 80 PUR-MH |
| | | | | | | 150 | 6,000 | 8,900 | 5 | 41293415 | PF ZY 3232/6 CN 150 PUR-MH |




## Poliflex discs PFD PUR for speed-adjustable angle grinders

The PUR bond is manufactured with green silicon carbide (SiC). It is homogeneously interspersed with abrasive grain and very soft. For fine face-down grinding on large surfaces.



**Special features:**
- Highly flexible, enabling optimal adjustment to the contour.
- Cool and very gentle grinding thanks to open structure and elastic bond.
- Produces a fine, matt surface finish.

| D [mm] | T [mm] | H [mm] | Version | Abrasive | Grit size | Opt. RPM | Max. RPM | | Item no. | Designation |
|---|---|---|---|---|---|---|---|---|---|---|
| 115 | 14 | 22.23 | medium-hard | SiC | 60 | 2,400 | 5,300 | 5 | 41130106 | PFD 115-22 CN 60 PUR-MH |
| | | | soft | SiC | 60 | 2,400 | 5,300 | 5 | 41130006 | PFD 115-22 CN 60 PUR-W |
| | | | medium-hard | SiC | 150 | 2,400 | 5,300 | 5 | 41130115 | PFD 115-22 CN 150 PUR-MH |
| | | | soft | SiC | 150 | 2,400 | 5,300 | 5 | 41130015 | PFD 115-22 CN 150 PUR-W |




## Poliflex fine grinding discs PF SC PUR

The PUR bond is manufactured with green silicon carbide (SiC). It is homogeneously interspersed with abrasive grain and very soft. For fine peripheral grinding on medium-sized to large surfaces.

**Special features:**
- Highly flexible, enabling optimal adjustment to the contour. Produces a fine, matt surface finish.
- Cool and very gentle grinding thanks to open structure and elastic bond.
- Please order compatible arbor separately.

| D [mm] | T [mm] | H [mm] | Abra-sive | Grit size | Opt. RPM | Max. RPM | Suitable arbors | | Item no. | Designation |
|---|---|---|---|---|---|---|---|---|---|---|
| 75 | 10 | 10 | SiC | 80 | 2,500 | 3,800 | BO 8/10 | 5 | 41105408 | PF SC 7510/10 CN 80 PUR-W |
| 125 | 20 | 20 | SiC | 80 | 1,500 | 2,300 | BO 12/20, BO MK 1/20 | 1 | 41110408 | PF SC 12520/20 CN 80 PUR-W |
| 150 | 25 | 20 | SiC | 80 | 1,200 | 1,900 | BO 12/20, BO MK 1/20 | 1 | 41112408 | PF SC 15025/20 CN 80 PUR-W |
| | | | | 150 | 1,200 | 1,900 | BO 12/20, BO MK 1/20 | 1 | 41112415 | PF SC 15025/20 CN 150 PUR-W |

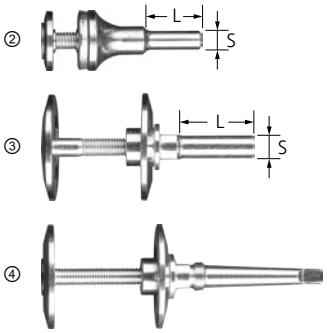


## Arbor BO

Matching arbor for Poliflex fine grinding discs.

**Special features:**
- High economic efficiency as tool can be changed quickly.

| Image | Suitable for hole diameter [mm] | S [mm] | L [mm] | Clamping range [mm] | | Item no. | Designation |
|---|---|---|---|---|---|---|---|
| ② | 10 | 8 | 30 | 6 – 20 | 1 | 42400008 | BO 8/10 6-20 |
| ③ | 20 | 12 | 35 | 10 – 50 | 1 | 42400012 | BO 12/20 10-50 |
| ④ | 20 | - | - | 10 – 50 | 1 | 42400062 | BO MK 1/20 10-50 |






## Poliflex blocks PUR

The PUR bond is manufactured with green silicon carbide (SiC). It is homogeneously interspersed with abrasive grain and very soft. The rhomboidal shape enables work to be effortlessly performed on hard-to-reach places such as corners.

**Special features:**
- Cool and very gentle grinding thanks to open structure and elastic bond.
- Produces a fine, matt surface finish.
- With a diamond cut-off wheel, the size can be adapted to the respective application as required.

| L [mm] | B [mm] | H [mm] | Abrasive | Grit size | | Item no. | Designation |
|---|---|---|---|---|---|---|---|
| 115 | 60 | 30 | SiC | 60 | 5 | 41020060 | PFB 1156030 CU 60 PUR |
| | | | | 120 | 5 | 41020120 | PFB 1156030 CU 120 PUR |
| | | | | 240 | 5 | 41020240 | PFB 1156030 CU 240 PUR |




## Poliflex block set PSO PUR

Set of different Poliflex blocks PUR. The PUR bond is manufactured with green silicon carbide (SiC). It is homogeneously interspersed with abrasive grain and very soft.

**Contents:**
Nine pieces, three each of the following Poliflex blocks: grit size 60 (coarse), 120 (medium) and 240 (fine).

**Special features:**
- Cool and very gentle grinding thanks to open structure and elastic bond.
- Produces a fine, matt surface finish.
- Promotional display box.

| L [mm] | B [mm] | H [mm] | | Item no. | Designation |
|---|---|---|---|---|---|
| 285 | 150 | 60 | 1 | 41090002 | Set PSO 11560 |

# Poliflex tools
## PUR bond




### Poliflex marbling tool holders PFZY PUR

The PUR bond is manufactured with green silicon carbide (SiC). It is homogeneously interspersed with abrasive grain and very soft. Tools with female thread M8 for marbling surfaces.



**Special features:**
- Produces a fine, matt surface finish.
- Cool and very gentle grinding thanks to open structure and elastic bond.
- Please order compatible arbor separately.

| D [mm] | T [mm] | Thread | Abrasive | Grit size | Max. RPM | Suitable arbors | | Item no. | Designation |
|---|---|---|---|---|---|---|---|---|---|
| 50 | 40 | M8 | SiC | 30 | 5,700 | BO 6/8 | 5 | 41289403 | PF ZY 5040 M8 CN 30 PUR |
| | | | | 80 | 5,700 | BO 6/8 | 5 | 41289408 | PF ZY 5040 M8 CN 80 PUR |




### Arbor BO

Matching arbor for Poliflex marbling tool holders.

**Special features:**
- High economic efficiency as tool can be changed quickly.
- Durable thanks to high-quality material.
- Enables faster central clamping.

| S [mm] | L [mm] | Thread [mm] | | Item no. | Designation |
|---|---|---|---|---|---|
| 6 | 40 | M8 | 1 | 23600608 | BO 6/8 |

## PU-STRUC bond




### Poliflex texturing rollers PF W PU-STRUC

Structuring tools made of grey silicon carbide, homogeneously interspersed with a high proportion of abrasive grain. Ideal for work on components made of stainless steel (INOX). For structuring large surfaces.



**Special features:**
- Highly flexible, enabling optimal adjustment to the contour.
- Cool and gentle grinding thanks to open structure and elastic bond.
- Quick and effective retouching of imperfections and transitions to directional textures.

| D [mm] | T [mm] | H [mm] | Abrasive | Opt. RPM | Max. RPM | | Item no. | Designation |
|---|---|---|---|---|---|---|---|---|
| 100 | 100 | 19 | SiC | 1,000 – 1,900 | 2,800 | 1 | 41030016 | PF W 100100/19 CU 16 PU-STRUC |




## Poliflex fine grinding points PF ZY GR

This bond is a soft elastomer-based bond with pink aluminium oxide. Suitable for use on surfaces. Grinding point in cylindrical shape, for fine grinding of small surfaces.



**Special features:**
- Soft grinding thanks to soft, elastic bond.
- Produces a fine, shiny surface finish.

| D [mm] | T [mm] | $S_d$ [mm] | $L_2$ [mm] | Abrasive | Grit size | Opt. RPM | Max. RPM | | Item no. | Designation |
|---|---|---|---|---|---|---|---|---|---|---|
| 4 | 8 | 3 | 30 | A | 120 | 47,500 | 71,600 | 10 | 41200112 | PF ZY 0408/3 AR 120 GR |
| 6 | 10 | 3 | 30 | A | 120 | 32,000 | 47,700 | 10 | 41200512 | PF ZY 0610/3 AR 120 GR |
| 8 | 8 | 3 | 30 | A | 120 | 24,000 | 35,800 | 10 | 41201112 | PF ZY 0808/3 AR 120 GR |
| | | | | | 220 | 24,000 | 35,800 | 10 | 41201120 | PF ZY 0808/3 AR 220 GR |
| | 12 | 3 | 30 | A | 120 | 24,000 | 35,800 | 10 | 41204112 | PF ZY 0812/3 AR 120 GR |
| | | | | | 220 | 24,000 | 35,800 | 10 | 41204120 | PF ZY 0812/3 AR 220 GR |
| 10 | 6 | 3 | 30 | A | 120 | 19,000 | 28,600 | 10 | 41258112 | PF ZY 1006/3 AR 120 GR |
| | 10 | 3 | 30 | A | 120 | 19,000 | 28,600 | 10 | 41207112 | PF ZY 1010/3 AR 120 GR |
| | | | | | 220 | 19,000 | 28,600 | 10 | 41207120 | PF ZY 1010/3 AR 220 GR |
| | 15 | 3 | 30 | A | 120 | 19,000 | 28,600 | 10 | 41213112 | PF ZY 1015/3 AR 120 GR |
| | | | | | 220 | 19,000 | 28,600 | 10 | 41213120 | PF ZY 1015/3 AR 220 GR |
| 12 | 8 | 3 | 30 | A | 120 | 16,000 | 23,800 | 10 | 41264112 | PF ZY 1208/3 AR 120 GR |
| | 12 | 3 | 30 | A | 120 | 16,000 | 23,800 | 10 | 41222112 | PF ZY 1212/3 AR 120 GR |
| | 20 | 3 | 30 | A | 120 | 16,000 | 23,800 | 10 | 41228112 | PF ZY 1220/3 AR 120 GR |
| 10 | 10 | 6 | 40 | A | 120 | 19,000 | 28,600 | 10 | 41210112 | PF ZY 1010/6 AR 120 GR |
| | 15 | 6 | 40 | A | 120 | 19,000 | 28,600 | 10 | 41216112 | PF ZY 1015/6 AR 120 GR |
| | | | | | 220 | 19,000 | 28,600 | 10 | 41216120 | PF ZY 1015/6 AR 220 GR |
| | 25 | 6 | 40 | A | 80 | 19,000 | 28,600 | 10 | 41219108 | PF ZY 1025/6 AR 80 GR |
| | | | | | 120 | 19,000 | 28,600 | 10 | 41219112 | PF ZY 1025/6 AR 120 GR |
| | | | | | 220 | 19,000 | 28,600 | 10 | 41219120 | PF ZY 1025/6 AR 220 GR |
| 12 | 8 | 6 | 40 | A | 120 | 16,000 | 23,800 | 10 | 41267112 | PF ZY 1208/6 AR 120 GR |
| | 12 | 6 | 40 | A | 120 | 16,000 | 23,800 | 10 | 41225112 | PF ZY 1212/6 AR 120 GR |
| | 20 | 6 | 40 | A | 120 | 16,000 | 23,800 | 10 | 41231112 | PF ZY 1220/6 AR 120 GR |
| | | | | | 220 | 16,000 | 23,800 | 10 | 41231120 | PF ZY 1220/6 AR 220 GR |
| 15 | 15 | 6 | 40 | A | 120 | 12,500 | 19,000 | 10 | 41234112 | PF ZY 1515/6 AR 120 GR |
| | 25 | 6 | 40 | A | 120 | 12,500 | 19,000 | 10 | 41237112 | PF ZY 1525/6 AR 120 GR |
| | | | | | 220 | 12,500 | 19,000 | 10 | 41237120 | PF ZY 1525/6 AR 220 GR |
| | 30 | 6 | 40 | A | 120 | 12,500 | 19,000 | 10 | 41240112 | PF ZY 1530/6 AR 120 GR |
| | | | | | 220 | 12,500 | 19,000 | 10 | 41240120 | PF ZY 1530/6 AR 220 GR |
| 20 | 12 | 6 | 40 | A | 120 | 9,500 | 14,300 | 10 | 41273112 | PF ZY 2012/6 AR 120 GR |
| | 20 | 6 | 40 | A | 120 | 9,500 | 14,300 | 10 | 41243112 | PF ZY 2020/6 AR 120 GR |
| | | | | | 220 | 9,500 | 14,300 | 10 | 41243120 | PF ZY 2020/6 AR 220 GR |
| | 30 | 6 | 40 | A | 80 | 9,500 | 14,300 | 10 | 41246108 | PF ZY 2030/6 AR 80 GR |
| | | | | | 120 | 9,500 | 14,300 | 10 | 41246112 | PF ZY 2030/6 AR 120 GR |
| 25 | 15 | 6 | 40 | A | 120 | 7,500 | 14,300 | 10 | 41276112 | PF ZY 2515/6 AR 120 GR |
| | 25 | 6 | 40 | A | 120 | 7,500 | 11,400 | 10 | 41249112 | PF ZY 2525/6 AR 120 GR |
| | | | | | 220 | 7,500 | 11,400 | 10 | 41249120 | PF ZY 2525/6 AR 220 GR |
| 30 | 20 | 6 | 40 | A | 120 | 6,500 | 9,500 | 5 | 41279112 | PF ZY 3020/6 AR 120 GR |
| | 30 | 6 | 40 | A | 120 | 6,500 | 9,500 | 5 | 41252112 | PF ZY 3030/6 AR 120 GR |
| 40 | 25 | 8 | 40 | A | 120 | 4,500 | 9,500 | 5 | 41282112 | PF ZY 4025/8 AR 120 GR |




## Poliflex fine grinding points PF KU GR

This bond is a soft elastomer-based bond with pink aluminium oxide. Suitable for use on surfaces. Grinding point in ball shape for fine grinding inner radii, contours and transitions.

**Special features:**
- Soft grinding thanks to soft, elastic bond.
- Produces a fine, shiny surface finish.

| D [mm] | $S_d$ [mm] | $L_2$ [mm] | Abrasive | Grit size | Opt. RPM | Max. RPM | | Item no. | Designation |
|---|---|---|---|---|---|---|---|---|---|
| 8 | 3 | 30 | A | 120 | 24,000 | 35,800 | 10 | 41401112 | PF KU 08/3 AR 120 GR |
| 10 | 3 | 30 | A | 120 | 19,000 | 28,600 | 10 | 41407112 | PF KU 10/3 AR 120 GR |
| 12 | 6 | 40 | A | 120 | 16,000 | 23,800 | 10 | 41425112 | PF KU 12/6 AR 120 GR |
| 15 | 6 | 40 | A | 120 | 12,500 | 19,000 | 10 | 41434112 | PF KU 15/6 AR 120 GR |
| 20 | 6 | 40 | A | 120 | 9,500 | 14,300 | 10 | 41443112 | PF KU 20/6 AR 120 GR |
| 25 | 6 | 40 | A | 120 | 7,500 | 11,400 | 10 | 41449112 | PF KU 25/6 AR 120 GR |
| 30 | 6 | 40 | A | 120 | 6,500 | 9,500 | 5 | 41452112 | PF KU 30/6 AR 120 GR |

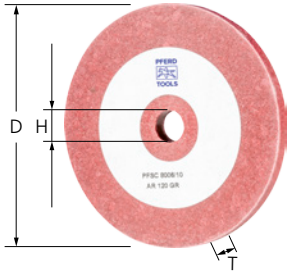


## Poliflex fine grinding discs PF SC GR

A soft elastomer-based bond with pink aluminium oxide. Suitable for use on surfaces. Ideally suited to very fine grinding on all metallic materials, e.g. in tool- and mould-making, in the dental sector and in the jewellery industry.

**Special features:**
- Soft grinding thanks to soft, elastic bond.
- Due to their construction, the small diameter variants are particularly suited to work on tight and hard-to-reach places.

| D [mm] | T [mm] | H [mm] | Abrasive | Grit size | Opt. RPM | Max. RPM | Suitable arbors | | Item no. | Designation |
|---|---|---|---|---|---|---|---|---|---|---|
| 25 | 3 | 2 | A | 120 | 7,500 | 11,400 | BO 2,3/1-6, BO 3/1,6 | 100 | 41982401 | PF SC 2503/2 AR 120 GR |
| 30 | 6 | 6 | A | 120 | 6,300 | 9,500 | BO 6/6 3-10 | 5 | 41100112 | PF SC 3006/6 AR 120 GR |
| 50 | 6 | 6 | A | 120 | 3,800 | 5,700 | BO 6/6 3-10 | 5 | 41102112 | PF SC 5006/6 AR 120 GR |
| 80 | 6 | 10 | A | 120 | 2,400 | 3,500 | BO 8/10 | 5 | 41106112 | PF SC 8006/10 AR 120 GR |
| 100 | 20 | 10 | A | 120 | 1,900 | 2,800 | BO 8/10 | 1 | 41109112 | PF SC 10020/10 AR 120 GR |

# GHR bond

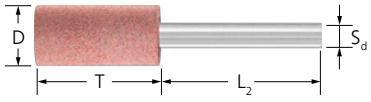


## Poliflex fine grinding points PF ZY GHR

A soft yet sturdy elastomer-based bond. Suitable for use on edges. Grinding point in cylindrical shape, for fine grinding of small surfaces.

**Special features:**
- Softer grinding with a longer tool life.
- Produces a fine, shiny surface finish.

| D [mm] | T [mm] | $S_d$ [mm] | $L_2$ [mm] | Abrasive | Grit size | Opt. RPM | Max. RPM | | Item no. | Designation |
|---|---|---|---|---|---|---|---|---|---|---|
| 4 | 8 | 3 | 30 | A | 400 | 100,000 | 143,200 | 10 | 41200540 | PF ZY 0408/3 AW 400 GHR |
| 8 | 12 | 3 | 30 | A/SiC | 120 | 60,000 | 71,600 | 10 | 41204512 | PF ZY 0812/3 ANCN 120 GHR |
| | | | | A | 400 | 60,000 | 71,600 | 10 | 41204540 | PF ZY 0812/3 AW 400 GHR |
| 10 | 10 | 3 | 30 | A/SiC | 120 | 45,000 | 57,200 | 10 | 41207512 | PF ZY 1010/3 ANCN 120 GHR |
| | 15 | 3 | 30 | A/SiC | 120 | 45,000 | 52,000 | 10 | 41213512 | PF ZY 1015/3 ANCN 120 GHR |
| | 25 | 6 | 40 | A/SiC | 120 | 45,000 | 57,200 | 10 | 41219512 | PF ZY 1025/6 ANCN 120 GHR |
| | | | | A | 400 | 45,000 | 57,200 | 10 | 41219540 | PF ZY 1025/6 AW 400 GHR |
| 15 | 30 | 6 | 40 | A/SiC | 46 | 32,000 | 47,700 | 10 | 41240504 | PF ZY 1530/6 ANCN 46 GHR |
| | | | | | 80 | 32,000 | 47,700 | 10 | 41240508 | PF ZY 1530/6 ANCN 80 GHR |
| 20 | 30 | 6 | 40 | A/SiC | 46 | 24,000 | 28,600 | 10 | 41246504 | PF ZY 2030/6 ANCN 46 GHR |
| 25 | 25 | 6 | 40 | A/SiC | 46 | 19,000 | 22,900 | 10 | 41249504 | PF ZY 2525/6 ANCN 46 GHR |




## Poliflex fine grinding discs/lenses PF SC/LI GHR

A soft yet sturdy bond with an abrasive mixture comprising aluminium oxide and silicon carbide (SiC), elastomer-based. Suitable for use on edges. Ideally suited to very fine grinding on all metallic materials, e.g. in tool and mould-making, in the dental sector and in the jewellery industry.



**Special features:**
- Softer grinding with a longer tool life.
- Produces a fine, shiny surface finish.
- Due to their construction, the small diameter variants are particularly suited to work on tight and hard-to-reach places.

| D [mm] | T [mm] | H [mm] | Abrasive | Grit size | Opt. RPM | Max. RPM | Suitable arbors | | Item no. | Designation |
|---|---|---|---|---|---|---|---|---|---|---|
| **Disc shape** | | | | | | | | | | |
| 25 | 3 | 2 | SiC | 220 | 7,500 | 11,400 | BO 2,3/1-6, BO 3/1,6 | 100 | 41982510 | PF SC 2503/2 CU 220 GHR |
| **Lens shape** | | | | | | | | | | |
| 16 | 4 | 2 | SiC | 220 | 12,000 | 17,900 | BO 2,3/1-6, BO 3/1,6 | 100 | 41962020 | PF LI 1604/2 CU 220 GHR |
| 24 | 3 | 2 | SiC | 220 | 8,000 | 12,000 | BO 2,3/1-6, BO 3/1,6 | 100 | 41963010 | PF LI 2403/2 CU 220 GHR |

# Arbor BO




## Arbor BO

Matching arbor for POLIFLEX fine grinding discs and lenses.

**Special features:**
- High economic efficiency as tool can be changed quickly.

| Image | Suitable for hole diameter [mm] | S [mm] | L [mm] | Clamping range [mm] | | Item no. | Designation |
|---|---|---|---|---|---|---|---|
| ③ | 1,6 | 2.34 | 43 | 1 – 5 | 10 | 42460023 | BO 2,3/1,6 1-5 |
| | | 3 | 43 | 1 – 5 | 10 | 42460030 | BO 3/1,6 1-5 |
| ① | 6 | 6 | 25 | 3 – 10 | 1 | 42400006 | BO 6/6 3-10 |
| ② | 10 | 8 | 30 | 6 – 20 | 1 | 42400008 | BO 8/10 6-20 |




## Poliflex fine grinding points PF ZY LR

A hard, sturdy bond with white aluminium oxide. Suitable for use on surfaces. Grinding point in cylindrical shape, for fine grinding of small surfaces.



**Special features:**
- Produces a fine, shiny surface finish.
- High economic efficiency due to high abrasive performance and long tool life.

| D [mm] | T [mm] | $S_d$ [mm] | $L_2$ [mm] | Abrasive | Grit size | Opt. RPM | Max. RPM | | Item no. | Designation |
|---|---|---|---|---|---|---|---|---|---|---|
| 4 | 8 | 3 | 30 | A | 120 | 95,000 | 143,200 | 10 | 41200212 | PF ZY 0408/3 AW 120 LR |
| | | | | | 400 | 95,000 | 143,200 | 10 | 41200240 | PF ZY 0408/3 AW 400 LR |
| 6 | 10 | 3 | 30 | A | 120 | 64,000 | 95,400 | 10 | 41200612 | PF ZY 0610/3 AW 120 LR |
| 8 | 8 | 3 | 30 | A | 120 | 47,500 | 71,600 | 10 | 41201212 | PF ZY 0808/3 AW 120 LR |
| | 12 | 3 | 30 | A | 120 | 47,500 | 71,600 | 10 | 41204212 | PF ZY 0812/3 AW 120 LR |
| | | | | | 220 | 47,500 | 71,600 | 10 | 41204220 | PF ZY 0812/3 AW 220 LR |
| | | | | | 400 | 47,500 | 71,600 | 10 | 41204240 | PF ZY 0812/3 AW 400 LR |
| 10 | 10 | 3 | 30 | A | 120 | 38,000 | 57,200 | 10 | 41207212 | PF ZY 1010/3 AW 120 LR |
| | | | | | 220 | 38,000 | 57,200 | 10 | 41207220 | PF ZY 1010/3 AW 220 LR |
| | 15 | 3 | 30 | A | 120 | 38,000 | 57,200 | 10 | 41213212 | PF ZY 1015/3 AW 120 LR |
| 12 | 12 | 3 | 30 | A | 120 | 32,000 | 47,700 | 10 | 41222212 | PF ZY 1212/3 AW 120 LR |
| | 20 | 3 | 30 | A | 120 | 32,000 | 47,700 | 10 | 41228212 | PF ZY 1220/3 AW 120 LR |
| 10 | 10 | 6 | 40 | A | 120 | 38,000 | 57,200 | 10 | 41210212 | PF ZY 1010/6 AW 120 LR |
| | 15 | 6 | 40 | A | 120 | 38,000 | 57,200 | 10 | 41216212 | PF ZY 1015/6 AW 120 LR |
| | 25 | 6 | 40 | A | 120 | 38,000 | 57,200 | 10 | 41219212 | PF ZY 1025/6 AW 120 LR |
| | | | | | 220 | 38,000 | 57,200 | 10 | 41219220 | PF ZY 1025/6 AW 220 LR |
| 12 | 12 | 6 | 40 | A | 120 | 32,000 | 47,700 | 10 | 41225212 | PF ZY 1212/6 AW 120 LR |
| | 20 | 6 | 40 | A | 120 | 32,000 | 47,700 | 10 | 41231212 | PF ZY 1220/6 AW 120 LR |
| 15 | 15 | 6 | 40 | A | 120 | 25,500 | 38,100 | 10 | 41234212 | PF ZY 1515/6 AW 120 LR |
| | 25 | 6 | 40 | A | 120 | 25,500 | 38,100 | 10 | 41237212 | PF ZY 1525/6 AW 120 LR |
| | 30 | 6 | 40 | A | 120 | 25,500 | 38,100 | 10 | 41240212 | PF ZY 1530/6 AW 120 LR |
| 20 | 20 | 6 | 40 | A | 120 | 19,000 | 28,600 | 10 | 41243212 | PF ZY 2020/6 AW 120 LR |
| | 30 | 6 | 40 | A | 120 | 19,000 | 28,600 | 10 | 41246212 | PF ZY 2030/6 AW 120 LR |
| 25 | 25 | 6 | 40 | A | 120 | 15,000 | 22,900 | 10 | 41249212 | PF ZY 2525/6 AW 120 LR |
| 30 | 30 | 6 | 40 | A | 120 | 12,500 | 19,000 | 5 | 41252212 | PF ZY 3030/6 AW 120 LR |

# Poliflex tools
## LR bond




### Poliflex fine grinding points PF KU LR

A hard, sturdy bond with white aluminium oxide. Suitable for use on surfaces. Grinding point in ball shape for fine grinding inner radii, contours and transitions.



**Special features:**
- Produces a fine, shiny surface finish.
- High economic efficiency due to high abrasive performance and long tool life.

| D [mm] | $S_d$ [mm] | $L_2$ [mm] | Abrasive | Grit size | Opt. RPM | Max. RPM | | Item no. | Designation |
|---|---|---|---|---|---|---|---|---|---|
| 8 | 3 | 30 | A | 120 | 47,000 | 71,600 | 10 | 41401212 | PF KU 08/3 AW 120 LR |
| 10 | 3 | 30 | A | 120 | 38,000 | 57,200 | 10 | 41410212 | PF KU 10/3 AW 120 LR |
| 15 | 6 | 40 | A | 120 | 29,500 | 38,100 | 10 | 41434212 | PF KU 15/6 AW 120 LR |
| 20 | 6 | 40 | A | 120 | 19,000 | 28,600 | 10 | 41443212 | PF KU 20/6 AW 120 LR |

## LHR bond




### Poliflex fine grinding points PF ZY LHR

A hard, sturdy bond. Suitable for use on edges. Grinding point in cylindrical shape, for fine grinding of small surfaces.

**Special features:**
- Produces a fine, shiny surface finish.
- High economic efficiency due to high abrasive performance and long tool life.

| D [mm] | T [mm] | $S_d$ [mm] | $L_2$ [mm] | Abrasive | Grit size | Opt. RPM | Max. RPM | | Item no. | Designation |
|---|---|---|---|---|---|---|---|---|---|---|
| 8 | 12 | 3 | 30 | A | 120 | 47,000 | 76,700 | 10 | 41204312 | PF ZY 0812/3 AW 120 LHR |
| 10 | 25 | 6 | 40 | A/SiC | 60 | 75,000 | 83,200 | 10 | 41219306 | PF ZY 1025/6 AWCN 60 LHR |
| | | | | A | 120 | 75,000 | 83,200 | 10 | 41219312 | PF ZY 1025/6 AW 120 LHR |
| 20 | 20 | 6 | 40 | A | 120 | 38,000 | 47,700 | 10 | 41243312 | PF ZY 2020/6 AW 120 LHR |




## Poliflex fine grinding points PF ZY TX

Very hard, sturdy bond made of regular aluminium oxide with textile fabric inlays. Suitable for use on edges. Grinding point in cylindrical shape, for fine grinding of small surfaces.



**Special features:**
- Produces a fine, matt surface finish.
- High economic efficiency due to high abrasive performance and long tool life.

| D [mm] | T [mm] | $S_d$ [mm] | $L_2$ [mm] | Abrasive | Grit size | Opt. RPM | Max. RPM | | Item no. | Designation |
|---|---|---|---|---|---|---|---|---|---|---|
| 6 | 10 | 3 | 30 | A | 80 | 63,000 | 95,400 | 10 | 41200708 | PF ZY 0610/3 AN 80 TX |
| | | | | | 120 | 63,000 | 95,400 | 10 | 41200712 | PF ZY 0610/3 AN 120 TX |
| 8 | 12 | 3 | 30 | A | 80 | 47,500 | 71,600 | 10 | 41204608 | PF ZY 0812/3 AN 80 TX |
| | | | | | 120 | 47,500 | 71,600 | 10 | 41204612 | PF ZY 0812/3 AN 120 TX |
| 10 | 25 | 6 | 40 | A | 80 | 38,000 | 57,200 | 10 | 41219608 | PF ZY 1025/6 AN 80 TX |
| | | | | | 120 | 38,000 | 57,200 | 10 | 41219612 | PF ZY 1025/6 AN 120 TX |
| 16 | 32 | 6 | 40 | A | 80 | 24,000 | 35,800 | 10 | 41241608 | PF ZY 1632/6 AN 80 TX |
| | | | | | 120 | 24,000 | 35,800 | 10 | 41241612 | PF ZY 1632/6 AN 120 TX |
| 19 | 2.5 | 6 | 40 | A | 80 | 20,000 | 30,100 | 10 | 47000886 | PF ZY 192,5/6 AN 80 TX |
| 20 | 32 | 6 | 40 | A | 80 | 19,000 | 28,600 | 10 | 41247608 | PF ZY 2032/6 AN 80 TX |
| | | | | | 120 | 19,000 | 28,600 | 10 | 41247612 | PF ZY 2032/6 AN 120 TX |
| 25 | 32 | 6 | 40 | A | 80 | 15,000 | 22,900 | 10 | 41250608 | PF ZY 2532/6 AN 80 TX |
| | | | | | 120 | 15,000 | 22,900 | 10 | 41250612 | PF ZY 2532/6 AN 120 TX |




## Poliflex fine grinding points PF KU TX

Very hard, sturdy bond made of regular aluminium oxide with textile fabric inlays. Suitable for use on edges. Grinding point in ball shape for fine grinding inner radii, contours and transitions.

**Special features:**
- Produces a fine, matt surface finish.
- High economic efficiency due to high abrasive performance and long tool life.

| D [mm] | $S_d$ [mm] | $L_2$ [mm] | Abrasive | Grit size | Opt. RPM | Max. RPM | | Item no. | Designation |
|---|---|---|---|---|---|---|---|---|---|
| 6 | 3 | 30 | A | 80 | 63,000 | 95,400 | 10 | 41400608 | PF KU 06/3 AN 80 TX |
| | | | | 120 | 63,000 | 95,400 | 10 | 41400612 | PF KU 06/3 AN 120 TX |
| 8 | 3 | 30 | A | 120 | 47,500 | 71,600 | 10 | 41401612 | PF KU 08/3 AN 120 TX |
| 10 | 3 | 30 | A | 120 | 38,000 | 57,200 | 10 | 41407612 | PF KU 10/3 AN 120 TX |




## Poliflex fine grinding points PF KE TX

Very hard, sturdy bond made of regular aluminium oxide with textile fabric inlays. Suitable for use on edges. Grinding point in conical shape for fine grinding inner radii, contours and transitions.



**Special features:**
- Produces a fine, matt surface finish.
- High economic efficiency due to high abrasive performance and long tool life.

| D [mm] | T [mm] | $S_d$ [mm] | $L_2$ [mm] | Abrasive | Grit size | Opt. RPM | Max. RPM | | Item no. | Designation |
|---|---|---|---|---|---|---|---|---|---|---|
| 10 | 25 | 6 | 40 | A | 80 | 38,000 | 57,200 | 10 | 41719608 | PF KE 1025/6 AN 80 TX |
| | | | | | 120 | 38,000 | 57,200 | 10 | 41719612 | PF KE 1025/6 AN 120 TX |
| 16 | 45 | 6 | 40 | A | 80 | 24,000 | 38,800 | 10 | 41738608 | PF KE 1645/6 AN 80 TX |
| 25 | 70 | 6 | 40 | A | 80 | 15,000 | 22,900 | 10 | 41750608 | PF KE 2570/6 AN 80 TX |




## Poliflex fine grinding points PF SP TX

Very hard, sturdy bond made of regular aluminium oxide with textile fabric inlays. Grinding point in pointed tree shape for fine grinding inner radii, contours and transitions.



**Special features:**
- Produces a fine, matt surface finish.
- High economic efficiency due to high abrasive performance and long tool life.

| D [mm] | T [mm] | $S_d$ [mm] | $L_2$ [mm] | Abrasive | Grit size | Opt. RPM | Max. RPM | | Item no. | Designation |
|---|---|---|---|---|---|---|---|---|---|---|
| 10 | 20 | 3 | 30 | A | 80 | 38,000 | 57,200 | 10 | 41310608 | PF SP 1020/3 AN 80 TX |
| | | | | | 120 | 38,000 | 49,200 | 10 | 41310612 | PF SP 1020/3 AN 120 TX |
| 20 | 32 | 6 | 40 | A | 80 | 19,000 | 28,600 | 10 | 41320608 | PF SP 2032/6 AN 80 TX |
| | | | | | 120 | 19,000 | 28,600 | 10 | 41320612 | PF SP 2032/6 AN 120 TX |

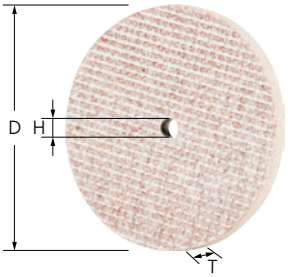


## Poliflex fine grinding discs PF SC TX

Very hard, sturdy bond made of regular aluminium oxide with textile fabric inlays. For fine peripheral grinding on small surfaces.

**Special features:**
- Produces a fine, matt surface finish.
- High economic efficiency due to high abrasive performance and long tool life.
- Please order compatible arbor separately.

| D [mm] | T [mm] | H [mm] | Abrasive | Grit size | Opt. RPM | Max. RPM | Suitable arbors | | Item no. | Designation |
|---|---|---|---|---|---|---|---|---|---|---|
| 25 | 3 | 3 | A | 80 | 15,000 | 22,900 | BO 6/3 1-6 | 20 | 41120308 | PF SC 2503/3 A 80 TX |
| | | | | 120 | 15,000 | 22,900 | BO 6/3 1-6 | 20 | 41120312 | PF SC 2503/3 A 120 TX |
| | 6 | 3 | A | 120 | 15,000 | 22,900 | BO 6/3 1-6 | 20 | 41120612 | PF SC 2506/3 A 120 TX |
| 40 | 3 | 3 | A | 80 | 9,500 | 14,300 | BO 6/3 1-6 | 10 | 41121408 | PF SC 4003/3 A 80 TX |
| | | | | 120 | 9,500 | 14,300 | BO 6/3 1-6 | 10 | 41121412 | PF SC 4003/3 A 120 TX |
| | 6 | 6 | A | 120 | 9,500 | 14,300 | BO 6/6 3-10 | 10 | 41121612 | PF SC 4006/6 A 120 TX |




## Arbor BO

Matching arbor for Poliflex fine grinding discs.

**Special features:**
- High economic efficiency as tool can be changed quickly.
- Durable thanks to high-quality material.
- Enables faster central clamping.

| Image | Suitable for hole diameter [mm] | S [mm] | L [mm] | Clamping range [mm] | | Item no. | Designation |
|---|---|---|---|---|---|---|---|
| ② | 3 | 6 | 40 | 1 – 6 | 1 | 42400003 | BO 6/3 1-6 |
| ① | 6 | 6 | 25 | 3 – 10 | 1 | 42400006 | BO 6/6 3-10 |

## Safety notes

- For safety reasons, the maximum permitted rotational speed indicated must never be exceeded.

Wear eye protection!

Wear hearing protection!

Wear gloves!

Wear a dust mask!

Follow the safety instructions!



## Felt points FK

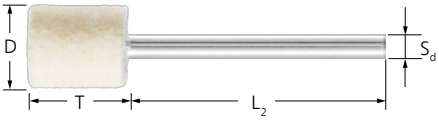


### Shape ZYA

The cylindrical shape ZYA is mainly used peripherally for pre-polishing and high-gloss polishing. Can be profiled as desired, meaning they can also be used for tools with complex geometries. Precise retention of geometric shapes due to the hardness of these tools.

**Special features:**

- Outstanding result with diamond polishing pastes and polishing paste bars from PFERD TOOLS. Please order separately.

| D [mm] | T [mm] | $S_d$ [mm] | $L_2$ [mm] | Version | Opt. RPM | Max. RPM | | Item no. | Designation |
|---|---|---|---|---|---|---|---|---|---|
| 4 | 12 | 3 | 37 | M (medium) | 23,000 – 47,000 | 119,000 | 10 | 44100412 | FK ZYA 0412/3 M |
| 6 | 10 | 3 | 35 | M (medium) | 16,000 – 32,000 | 79,500 | 10 | 44140610 | FK ZYA 0610/3 M |
| | | | | H (hard) | 16,000 – 32,000 | 79,500 | 10 | 44100614 | FK ZYA 0610/3 H |
| 8 | 10 | 3 | 35 | M (medium) | 12,000 – 24,000 | 59,500 | 10 | 44140810 | FK ZYA 0810/3 M |
| | | | | H (hard) | 12,000 – 24,000 | 59,500 | 10 | 44140816 | FK ZYA 0810/3 H |
| 10 | 12 | 3 | 34 | M (medium) | 10,000 – 20,000 | 47,500 | 10 | 44111009 | FK ZYA 1012/3 M |
| | | | | H (hard) | 10,000 – 20,000 | 47,500 | 10 | 44111010 | FK ZYA 1012/3 H |
| | 15 | 3 | 32 | M (medium) | 10,000 – 20,000 | 47,500 | 10 | 44111013 | FK ZYA 1015/3 M |
| | | | | H (hard) | 10,000 – 20,000 | 47,500 | 10 | 44161015 | FK ZYA 1015/3 H |
| | | | | MS (metal insert) | 10,000 – 20,000 | 47,500 | 10 | *44161014* | FK ZYA 1015/3 MS |
| 12 | 20 | 3 | 28 | M (medium) | 7,950 – 15,900 | 39,500 | 10 | 44100038 | FK ZYA 1220/3 M |
| | | | | H (hard) | 7,950 – 15,900 | 39,500 | 10 | 44100040 | FK ZYA 1220/3 H |
| 10 | 12 | 6 | 42 | M (medium) | 10,000 – 20,000 | 47,500 | 10 | 44111011 | FK ZYA 1012/6 M |
| | | | | H (hard) | 10,000 – 20,000 | 47,500 | 10 | 44111012 | FK ZYA 1012/6 H |
| | 15 | 6 | 40 | M (medium) | 10,000 – 20,000 | 47,500 | 10 | 44101671 | FK ZYA 1015/6 M |
| | | | | H (hard) | 10,000 – 20,000 | 47,500 | 10 | 44161016 | FK ZYA 1015/6 H |
| 12 | 20 | 6 | 36 | M (medium) | 7,950 – 15,900 | 39,500 | 10 | 44100042 | FK ZYA 1220/6 M |
| | | | | H (hard) | 7,950 – 15,900 | 39,500 | 10 | 44100044 | FK ZYA 1220/6 H |



*Discontinued product*

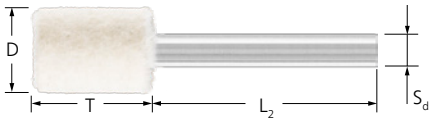


## Shape ZYA with end hole

The cylindrical shape ZYA is mainly used face-down for pre-polishing and high-gloss polishing. Can be profiled as desired, meaning they can also be used for tools with complex geometries. Precise retention of geometric shapes due to the hardness of these tools.

**Special features:**
- Outstanding result with diamond polishing pastes and polishing paste bars from PFERD TOOLS. Please order separately.
- Particularly suitable for face-down use.

| D [mm] | T [mm] | $S_d$ [mm] | $L_2$ [mm] | Version | Opt. RPM | Max. RPM | | Item no. | Designation |
|---|---|---|---|---|---|---|---|---|---|
| 15 | 20 | 3 | 28 | M (medium) | 6,000 – 12,000 | 31,500 | 10 | 44100046 | FK ZYA 1520/3 M ST-BO |
| | | | | H (hard) | 6,000 – 12,000 | 31,500 | 10 | 44100048 | FK ZYA 1520/3 H ST-BO |
| | | 6 | 38 | M (medium) | 6,000 – 12,000 | 31,500 | 10 | 44151520 | FK ZYA 1520/6 M ST-BO |
| | | | | H (hard) | 6,000 – 12,000 | 31,500 | 10 | 44100050 | FK ZYA 1520/6 H ST-BO |
| | | | | MS (metal insert) | 6,000 – 12,000 | 31,500 | 10 | *44161520* | FK ZYA 1520/6 MS ST-BO |
| 20 | 25 | 6 | 43 | M (medium) | 5,000 – 10,000 | 23,500 | 10 | 44101701 | FK ZYA 2025/6 M ST-BO |
| | | | | H (hard) | 5,000 – 10,000 | 23,500 | 10 | 44100052 | FK ZYA 2025/6 H ST-BO |
| 25 | 30 | 6 | 40 | M (medium) | 4,000 – 8,000 | 19,000 | 10 | 44112536 | FK ZYA 2530/6 M ST-BO |
| | | | | H (hard) | 4,000 – 8,000 | 19,000 | 10 | 44100054 | FK ZYA 2530/6 H ST-BO |




## Shape SPK

The conical pointed shape SPK is mainly used for pre-polishing and high-gloss polishing of radii and contours.

**Special features:**
- Precise retention of geometric shapes due to the hardness of these tools.
- Can be profiled as desired, meaning they can also be used for tools with complex geometries.
- Outstanding result with diamond polishing pastes and polishing paste bars from PFERD TOOLS. Please order separately.

| D [mm] | T [mm] | $S_d$ [mm] | $L_2$ [mm] | Version | Opt. RPM | Max. RPM | | Item no. | Designation |
|---|---|---|---|---|---|---|---|---|---|
| 6 | 10 | 3 | 37 | M (medium) | 16,000 – 32,000 | 79,500 | 10 | 47901120 | FK SPK 0610/3 M |
| | | | | H (hard) | 16,000 – 32,000 | 79,500 | 10 | 44100114 | FK SPK 0610/3 H |
| | 18 | 3 | 33 | M (medium) | 16,000 – 32,000 | 79,500 | 10 | 44100118 | FK SPK 0618/3 M |
| | | | | H (hard) | 16,000 – 32,000 | 79,500 | 10 | 44100122 | FK SPK 0618/3 H |
| 8 | 12 | 3 | 36 | M (medium) | 12,000 – 24,000 | 59,500 | 10 | 44140812 | FK SPK 0812/3 M |
| | | | | H (hard) | 12,000 – 24,000 | 59,500 | 10 | 44100128 | FK SPK 0812/3 H |
| 10 | 18 | 3 | 33 | M (medium) | 10,000 – 20,000 | 47,500 | 10 | 44171013 | FK SPK 1018/3 M |
| | | | | H (hard) | 10,000 – 20,000 | 47,500 | 10 | 44100130 | FK SPK 1018/3 H |
| 12 | 18 | 3 | 33 | M (medium) | 8,000 – 16,000 | 39,500 | 10 | 44141218 | FK SPK 1218/3 M |
| 10 | 18 | 6 | 41 | M (medium) | 10,000 – 20,000 | 47,500 | 10 | 44101691 | FK SPK 1018/6 M |
| | | | | H (hard) | 10,000 – 20,000 | 47,500 | 10 | 44100132 | FK SPK 1018/6 H |
| 15 | 20 | 6 | 42 | M (medium) | 6,000 – 12,000 | 31,500 | 10 | 44171526 | FK SPK 1520/6 M |
| | 30 | 6 | 45 | M (medium) | 6,000 – 12,000 | 31,500 | 10 | 44171536 | FK SPK 1530/6 M |
| 20 | 25 | 6 | 47 | M (medium) | 5,000 – 10,000 | 23,500 | 10 | 44152025 | FK SPK 2025/6 M |
| 25 | 30 | 6 | 45 | M (medium) | 4,000 – 8,000 | 19,000 | 10 | 47901128 | FK SPK 2530/6 M |
| 30 | 35 | 6 | 42 | M (medium) | 3,200 – 6,350 | 15,500 | 10 | 47901129 | FK SPK 3035/6 M |



*Discontinued product*




## Shape KEL

The conical shape KEL is mainly used for pre-polishing and high-gloss polishing of radii.



**Special features:**
- Precise retention of geometric shapes due to the hardness of these tools.
- Can be profiled as desired, meaning they can also be used for tools with complex geometries.
- Outstanding result with diamond polishing pastes and polishing paste bars from PFERD TOOLS. Please order separately.

| D [mm] | T [mm] | $S_d$ [mm] | $L_2$ [mm] | Version | Opt. RPM | Max. RPM | | Item no. | Designation |
|---|---|---|---|---|---|---|---|---|---|
| 6 | 10 | 3 | 37 | M (medium) | 16,000 – 32,000 | 79,500 | 10 | 47901130 | FK KEL 0610/3 M |
| 10 | 15 | 3 | 34 | M (medium) | 10,000 – 20,000 | 47,500 | 10 | 47901133 | FK KEL 1015/3 M |
| | | 6 | 40 | M (medium) | 10,000 – 20,000 | 47,500 | 10 | 47901141 | FK KEL 1015/6 M |
| 15 | 20 | 6 | 42 | M (medium) | 6,000 – 12,000 | 31,500 | 10 | 44151521 | FK KEL 1520/6 M |
| 20 | 25 | 6 | 47 | M (medium) | 5,000 – 10,000 | 23,500 | 10 | 44182026 | FK KEL 2025/6 M |
| | | | | H (hard) | 5,000 – 10,000 | 23,500 | 10 | 44100190 | FK KEL 2025/6 H |
| | 30 | 6 | 45 | M (medium) | 5,000 – 10,000 | 23,500 | 10 | 44100192 | FK KEL 2030/6 M |
| | | | | H (hard) | 5,000 – 10,000 | 23,500 | 10 | 44100193 | FK KEL 2030/6 H |
| 25 | 30 | 6 | 45 | M (medium) | 4,000 – 8,000 | 19,000 | 10 | 44101711 | FK KEL 2530/6 M |
| 30 | 35 | 6 | 42 | M (medium) | 3,200 – 6,350 | 15,500 | 10 | 44101721 | FK KEL 3035/6 M |




## Shape WRC

The cylindrical shape with radius end WRC is mainly used for pre-polishing and high-gloss polishing of small, concave contours.



**Special features:**
- Precise retention of geometric shapes due to the hardness of these tools.
- Can be profiled as desired, meaning they can also be used for tools with complex geometries.
- Use diamond polishing pastes and polishing paste bars. Please order separately.

| D [mm] | T [mm] | $S_d$ [mm] | $L_2$ [mm] | Version | Opt. RPM | Max. RPM | | Item no. | Designation |
|---|---|---|---|---|---|---|---|---|---|
| 6 | 10 | 3 | 36 | M (medium) | 16,000 – 32,000 | 79,500 | 10 | 47901099 | FK WRC 0610/3 M |
| 8 | 12 | 3 | 43 | M (medium) | 12,000 – 24,000 | 59,500 | 10 | 44140813 | FK WRC 0812/3 M |
| 10 | 14 | 3 | 35 | M (medium) | 10,000 – 20,000 | 47,500 | 10 | 44141014 | FK WRC 1014/3 M |
| 15 | 20 | 6 | 42 | M (medium) | 6,000 – 12,000 | 31,500 | 10 | 44131526 | FK WRC 1520/6 M |
| 20 | 25 | 6 | 47 | M (medium) | 5,000 – 10,000 | 23,500 | 10 | 44132026 | FK WRC 2025/6 M |
| 25 | 30 | 6 | 45 | M (medium) | 4,000 – 8,000 | 19,000 | 10 | 44132536 | FK WRC 2530/6 M |




## Shape TRE

The oval shape TRE is mainly used for pre-polishing and high-gloss polishing of small radii.

**Special features:**
- Precise retention of geometric shapes due to the hardness of these tools.
- Can be profiled as desired, meaning they can also be used for tools with complex geometries.
- Outstanding result with diamond polishing pastes and polishing paste bars from PFERD TOOLS. Please order separately.

| D [mm] | T [mm] | $S_d$ [mm] | $L_2$ [mm] | Version | Opt. RPM | Max. RPM | | Item no. | Designation |
|---|---|---|---|---|---|---|---|---|---|
| 6 | 10 | 3 | 37 | M (medium) | 16,000 – 32,000 | 79,500 | 10 | 44100272 | FK TRE 0610/3 M |
| 8 | 12 | 3 | 36 | M (medium) | 12,000 – 24,000 | 59,500 | 10 | 44100276 | FK TRE 0812/3 M |
| 10 | 14 | 3 | 35 | M (medium) | 10,000 – 20,000 | 47,500 | 10 | 44100280 | FK TRE 1014/3 M |
| | | 6 | 43 | M (medium) | 10,000 – 20,000 | 47,500 | 10 | 44101681 | FK TRE 1014/6 M |




## Shape WKN

The tapered shape WKN is mainly used for pre-polishing and high-gloss polishing of interior angles.

**Special features:**
- Precise retention of geometric shapes due to the hardness of these tools.
- Can be profiled as desired, meaning they can also be used for tools with complex geometries.
- Outstanding result with diamond polishing pastes and polishing paste bars from PFERD TOOLS. Please order separately.

| D [mm] | T [mm] | $S_d$ [mm] | $L_2$ [mm] | Version | Opt. RPM | Max. RPM | | Item no. | Designation |
|---|---|---|---|---|---|---|---|---|---|
| 10 | 15 | 3 | 32 | M (medium) | 10,000 – 20,000 | 47,500 | 10 | 44100326 | FK WKN 1015/3 M |
| 12 | 12 | 3 | 36 | M (medium) | 8,000 – 16,000 | 39,500 | 10 | 44100330 | FK WKN 1212/3 M |
| | | | | H (hard) | 8,000 – 16,000 | 39,500 | 10 | 44100334 | FK WKN 1212/3 H |
| 15 | 15 | 3 | 32 | M (medium) | 6,000 – 12,000 | 31,500 | 10 | 44100336 | FK WKN 1515/3 M |
| | | | | H (hard) | 6,000 – 12,000 | 31,500 | 10 | 44100338 | FK WKN 1515/3 H |
| 20 | 16 | 3 | 28 | M (medium) | 5,000 – 10,000 | 23,500 | 10 | 44100340 | FK WKN 2016/3 M |
| | | 6 | 38 | M (medium) | 5,000 – 10,000 | 23,500 | 10 | 44152016 | FK WKN 2016/6 M |




## FLS

Mounted felt flap wheels are used for pre-polishing and high-gloss polishing on small to medium-sized components.



**Special features:**
- Highly flexible, enabling optimal adjustment to the contour. Low thermal load on the workpiece.
- If very fine finishes need to be achieved, the two types can be used successively.
- Use a polishing paste bar. Please order separately.

| D [mm] | T [mm] | $S_d$ [mm] | $L_2$ [mm] | Version | Opt. RPM | Max. RPM | | Item no. | Designation |
|---|---|---|---|---|---|---|---|---|---|
| 30 | 20 | 6 | 40 | W (soft) | 6,300 | 20,000 | 5 | 44383020 | FLS 3020/6 W |
| | | | | H (hard) | 6,300 | 20,000 | 5 | 44383021 | FLS 3020/6 H |
| 40 | 20 | 6 | 40 | W (soft) | 4,750 | 15,000 | 5 | 44384020 | FLS 4020/6 W |
| | | | | H (hard) | 4,750 | 15,000 | 5 | 44384021 | FLS 4020/6 H |
| 50 | 30 | 6 | 40 | W (soft) | 3,800 | 12,000 | 5 | 44385030 | FLS 5030/6 W |
| | | | | H (hard) | 3,800 | 12,000 | 5 | 44385031 | FLS 5030/6 H |
| 60 | 40 | 6 | 40 | W (soft) | 3,150 | 10,000 | 5 | 44386040 | FLS 6040/6 W |
| | | | | H (hard) | 3,150 | 10,000 | 5 | 44386041 | FLS 6040/6 H |
| 80 | 50 | 6 | 40 | W (soft) | 2,400 | 7,500 | 5 | 44388050 | FLS 8050/6 W |
| | | | | H (hard) | 2,400 | 7,500 | 5 | 44388051 | FLS 8050/6 H |

## Felt wheels and lenses FK SC/LI

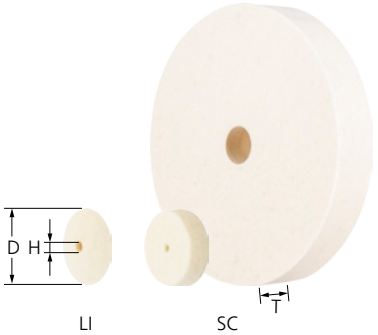


## FK SC/LI

Felt wheels and lenses are mainly used peripherally.



**Special features:**
- Precise retention of geometric shapes due to the hardness of these tools.
- Use diamond polishing pastes and polishing paste bars. Please order polishing pastes and compatible arbor separately.

| D [mm] | T [mm] | H [mm] | Version | Opt. RPM | Max. RPM | Suitable arbors | | Item no. | Designation |
|---|---|---|---|---|---|---|---|---|---|
| **Lenses** | | | | | | | | | |
| 17 | 5 | 2 | H (hard) | 5,600 – 11,000 | 28,000 | BO 2,3/1-6, BO 3/1,6 | 10 | 44367008 | FK LI 1705/2 H |
| 22 | 5 | 2 | H (hard) | 4,300 – 8,650 | 21,700 | BO 2,3/1-6, BO 3/1,6 | 10 | 44367009 | FK LI 2205/2 H |
| **Discs** | | | | | | | | | |
| 17 | 5 | 2 | M (medium) | 5,600 – 11,000 | 28,000 | BO 2,3/1-6, BO 3/1,6 | 10 | 44367005 | FK SC 1705/2 M |
| 20 | 5 | 2 | M (medium) | 5,000 – 10,000 | 23,500 | BO 2,3/1-6, BO 3/1,6 | 10 | 44367006 | FK SC 2005/2 M |

*Continued on next page*

# Polishing tools
## Felt wheels and lenses FK SC/LI

| D [mm] | T [mm] | H [mm] | Version | Opt. RPM | Max. RPM | Suitable arbors | | Item no. | Designation |
|---|---|---|---|---|---|---|---|---|---|
| 30 | 5 | 2 | M (medium) | 3,000 – 6,000 | 20,000 | BO 2,3/1-6, BO 3/1,6 | 10 | 44367007 | FK SC 3005/2 M |
| | 7 | 6 | M (medium) | 3,000 – 6,000 | 20,000 | BO 6/6 3-10 | 5 | 44101742 | FK SC 3007/6 M |
| 45 | 9 | 6 | M (medium) | 2,000 – 4,000 | 13,500 | BO 6/6 3-10 | 5 | 44101732 | FK SC 4509/6 M |
| 60 | 10 | 6 | M (medium) | 1,500 – 3,000 | 10,000 | BO 6/6 3-10 | 5 | 44316010 | FK SC 6010/6 M |
| 80 | 10 | 10 | M (medium) | 1,000 – 2,000 | 7,500 | BO 8/10 | 5 | 44367010 | FK SC 8010/10 M |
| | | | MS (metal insert) | 1,000 – 2,000 | 7,500 | BO 8/10 | 5 | *44330801* | FK SC 8010/10 MS |
| 100 | 20 | 10 | M (medium) | 900 – 1,800 | 6,100 | BO 8/10 | 1 | 44367110 | FK SC 10020/10 M |
| | | | MS (metal insert) | 900 – 1,800 | 6,100 | BO 8/10 | 1 | *44331002* | FK SC 10020/10 MS |
| 125 | 20 | 20 | M (medium) | 750 – 1,500 | 4,900 | BO 12/20, BO MK 1/20 | 1 | 44367220 | FK SC 12520/20 M |
| | | | MS (metal insert) | 750 – 1,500 | 4,900 | BO 12/20, BO MK 1/20 | 1 | *44331252* | FK SC 12520/20 MS |
| 150 | 25 | 20 | M (medium) | 600 – 1,200 | 4,000 | BO 12/20, BO MK 1/20 | 1 | 44367320 | FK SC 15025/20 M |
| 200 | 30 | 20 | M (medium) | 500 – 1,000 | 3,000 | BO 12/20, BO MK 1/20 | 1 | 44367420 | FK SC 20030/20 M |

## Felt flap discs FFS




### FFS

Felt flap discs are used for pre-polishing and high-gloss polishing on medium-sized to large components.



**Special features:**
- Highly flexible, enabling optimal adjustment to the contour. Low thermal load on the workpiece.
- Use a polishing paste bar. Please order separately.

| D [mm] | T [mm] | H [mm] | Version | Opt. RPM | Max. RPM | | Item no. | Designation |
|---|---|---|---|---|---|---|---|---|
| 115 | 22 | 22.23 | W (soft) | 1,650 | 8,350 | 5 | 44370115 | FFS 115/22,23 W |
| | | | H (hard) | 1,650 | 8,350 | 5 | 44371115 | FFS 115/22,23 H |
| 125 | 22 | 22.23 | W (soft) | 1,500 | 7,650 | 5 | 44370125 | FFS 125/22,23 W |
| | | | H (hard) | 1,500 | 7,650 | 5 | 44371125 | FFS 125/22,23 H |

*Discontinued product*




## FK P

Felt sheets are suited to a very wide variety of manual polishing applications.

**Special features:**
- Can be profiled as desired, meaning they can also be used for tools with complex geometries.
- Depending on the requirements, can be cut or punched into any shape (e.g. rectangle, square, stick or wheel) quickly and easily.

| L [mm] | B [mm] | T [mm] | Version | | Item no. | Designation |
|---|---|---|---|---|---|---|
| 250 | 250 | 3 | M (medium) | 1 | *44101100* | FK P 250-250-3 M |
| | | 6 | M (medium) | 1 | *44101102* | FK P 250-250-6 M |
| | | | H (hard) | 1 | *44101104* | FK P 250-250-6 H |
| | | 12 | M (medium) | 1 | *44101106* | FK P 250-250-12 M |
| | | | H (hard) | 1 | *44101108* | FK P 250-250-12 H |



# Cloth rings

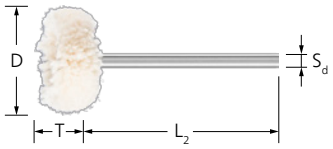


## Shank-mounted cloth rings, cotton type

For pre-polishing and high-gloss polishing with polishing pastes in tool and mould-making. Highly flexible, enabling optimal adjustment to the contour. Please order corresponding polishing pastes and arbor separately.



**Special features:**
- Very fine high-gloss polishing, dust removal and buffing.

| D [mm] | T [mm] | $S_d$ [mm] | $L_2$ [mm] | Opt. RPM | Max. RPM | | Item no. | Designation |
|---|---|---|---|---|---|---|---|---|
| 22 | 10 | 3 | 40 | 13,000 | 17,350 | 10 | 44270227 | TR 2210/3 BW |

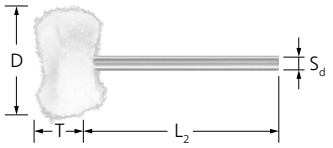


## Shank-mounted cloth rings, felt cloth type

For pre-polishing and high-gloss polishing with polishing pastes in tool and mould-making. Highly flexible, enabling optimal adjustment to the contour. Please order corresponding polishing pastes and arbor separately.

**Special features:**
- Pre-polishing and gloss polishing in combination with appropriate polishing pastes.

| D [mm] | T [mm] | $S_d$ [mm] | $L_2$ [mm] | Opt. RPM | Max. RPM | | Item no. | Designation |
|---|---|---|---|---|---|---|---|---|
| 22 | 10 | 3 | 40 | 13,000 | 17,350 | 10 | 44270228 | TR 2210/3 FZ |



*Discontinued product*

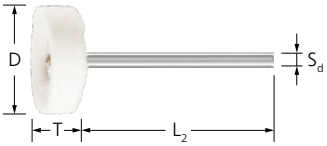


## Shank-mounted cloth rings, flannel type

For pre-polishing and high-gloss polishing with polishing pastes in tool and mould-making. Highly flexible, enabling optimal adjustment to the contour. Please order corresponding polishing pastes and arbor separately.

**Special features:**
- Buffing, gloss polishing and high-gloss polishing in combination with the appropriate polishing pastes.

| D [mm] | T [mm] | $S_d$ [mm] | $L_2$ [mm] | Opt. RPM | Max. RPM | | Item no. | Designation |
|---|---|---|---|---|---|---|---|---|
| 22 | 10 | 3 | 40 | 13,000 | 17,350 | 10 | 44270229 | TR 2210/3 FL |

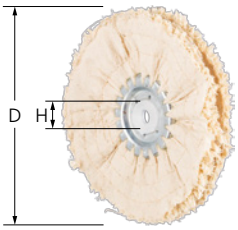


## Cloth rings with hole, ST type

For coarse pre-polishing with polishing pastes. Please order corresponding polishing pastes and arbor separately.

**Special features:**
- Highly flexible, enabling optimal adjustment to the contour.
- The sisal cloth enables coarse pre-polishing.

| D [mm] | Usage width [mm] | H [mm] | Opt. RPM | Max. RPM | Suitable arbors | | Item no. | Designation |
|---|---|---|---|---|---|---|---|---|
| 80 | 10 | 10 | 2,500 | 7,500 | BO 8/10 | 5 | 44270802 | TR 8010-10 ST |
| 100 | 10 | 10 | 1,900 | 6,100 | BO 8/10 | 5 | 44271003 | TR 10010-10 ST |
| 125 | 10 | 10 | 1,300 | 4,900 | BO 12/20, BO MK 1/20 | 5 | 44271253 | TR 12510-10 ST |
| 150 | 10 | 20 | 1,250 | 4,000 | BO 12/20, BO MK 1/20 | 5 | 44271503 | TR 15010-20 ST |
| 200 | 10 | 20 | 950 | 3,000 | BO 12/20, BO MK 1/20 | 5 | 44272003 | TR 20010-20 ST |

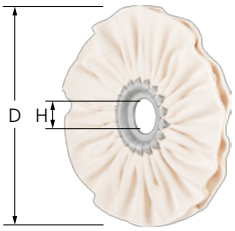


## Cloth rings with hole, TH type

For pre-polishing with polishing pastes. Please order corresponding polishing pastes and arbor separately.

**Special features:**
- Highly flexible, enabling optimal adjustment to the contour.
- The hard cloth enables pre-polishing.

| D [mm] | Usage width [mm] | H [mm] | Opt. RPM | Max. RPM | Suitable arbors | | Item no. | Designation |
|---|---|---|---|---|---|---|---|---|
| 50 | 10 | 6 | 3,800 | 12,000 | BO 6/6 3-10 | 5 | 44270503 | TR 5010-6 TH |
| 80 | 10 | 10 | 2,500 | 7,500 | BO 8/10 | 5 | 44270803 | TR 8010-10 TH |
| 100 | 10 | 10 | 1,900 | 6,100 | BO 8/10 | 5 | 44271004 | TR 10010-10 TH |
| 125 | 10 | 20 | 1,300 | 4,900 | BO 12/20, BO MK 1/20 | 5 | 44271254 | TR 12510-20 TH |
| 150 | 10 | 20 | 1,250 | 4,000 | BO 12/20, BO MK 1/20 | 5 | 44271504 | TR 15010-20 TH |
| 200 | 10 | 20 | 950 | 3,000 | BO 12/20, BO MK 1/20 | 5 | 44272004 | TR 20010-20 TH |

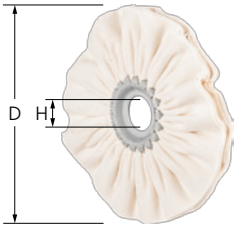


## Cloth rings with hole, TW type

For high-gloss polishing with polishing pastes. Please order polishing pastes and arbor separately.

**Special features:**
- The soft cloth enables high-gloss polishing.
- Highly flexible, enabling optimal adjustment to the contour.

| D [mm] | Usage width [mm] | H [mm] | Opt. RPM | Max. RPM | Suitable arbors | | Item no. | Designation |
|---|---|---|---|---|---|---|---|---|
| 50 | 10 | 6 | 3,800 | 12,000 | BO 6/6 3-10 | 5 | 44270504 | TR 5010-6 TW |
| 80 | 10 | 10 | 2,500 | 7,500 | BO 8/10 | 5 | 44270804 | TR 8010-10 TW |
| 100 | 10 | 10 | 1,900 | 6,100 | BO 8/10 | 5 | 44271005 | TR 10010-10 TW |
| 125 | 10 | 20 | 1,300 | 4,900 | BO 12/20, BO MK 1/20 | 5 | 44271255 | TR 12510-20 TW |
| 150 | 10 | 20 | 1,250 | 4,000 | BO 12/20, BO MK 1/20 | 5 | 44271505 | TR 15010-20 TW |
| 200 | 10 | 20 | 950 | 3,000 | BO 12/20, BO MK 1/20 | 5 | 44272005 | TR 20010-20 TW |

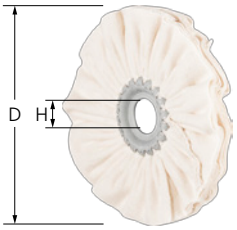


## Cloth rings with hole, FL type

For high-gloss polishing with polishing pastes. Please order polishing pastes and arbor separately.

**Special features:**
- Highly flexible, enabling optimal adjustment to the contour.
- The flannel cloth enables high-gloss polishing and buffing.

| D [mm] | Usage width [mm] | H [mm] | Opt. RPM | Max. RPM | Suitable arbors | | Item no. | Designation |
|---|---|---|---|---|---|---|---|---|
| 50 | 10 | 6 | 3,800 | 12,000 | BO 6/6 3-10 | 5 | 44270505 | TR 5010-6 FL |
| 80 | 10 | 10 | 2,500 | 7,500 | BO 8/10 | 5 | 44270805 | TR 8010-10 FL |
| 100 | 10 | 10 | 1,900 | 6,100 | BO 8/10 | 5 | 44271006 | TR 10010-10 FL |
| 125 | 10 | 20 | 1,300 | 4,900 | BO 12/20, BO MK 1/20 | 5 | 44271256 | TR 12510-20 FL |
| 150 | 10 | 20 | 1,250 | 4,000 | BO 12/20, BO MK 1/20 | 5 | 44271506 | TR 15010-20 FL |
| 200 | 10 | 20 | 950 | 3,000 | BO 12/20, BO MK 1/20 | 5 | 44272006 | TR 20010-20 FL |

# Arbor

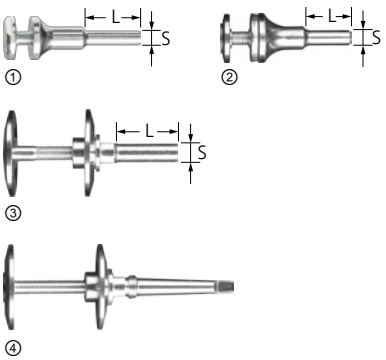


## Arbor for felt wheels and cloth rings BO

Matching arbors for felt wheels and cloth rings.

**Special features:**
- High economic efficiency as tool can be changed quickly.

| Image | Suitable for hole diameter [mm] | S [mm] | L [mm] | Clamping range [mm] | | Item no. | Designation |
|---|---|---|---|---|---|---|---|
| ① | 6 | 6 | 25 | 3 – 10 | 1 | 42400006 | BO 6/6 3-10 |
| ② | 10 | 8 | 30 | 6 – 20 | 1 | 42400008 | BO 8/10 6-20 |
| ③ | 20 | 12 | 35 | 10 – 50 | 1 | 42400012 | BO 12/20 10-50 |
| ④ | 20 | - | - | 10 – 50 | 1 | 42400062 | BO MK 1/20 10-50 |

# Grinding oils and polishing pastes
## Grinding and polishing pastes




### Grinding pastes SFP

Oil-soluble grinding pastes with sharp-edged silicon carbide grain (SiC) for very fine grinding work, e.g. grinding in valve seats, shaft bearings and as preparation for polishing with felt polishing tools and cloth rings.



**Special features:**
- High productivity.
- Quick results.
- Coordinated system.

| Grit size | Contents [g] | | Item no. | Designation |
|---|---|---|---|---|
| 90 | 250 | 1 | 44220090 | SFP 90 |
| 150 | 250 | 1 | 44220150 | SFP 150 |
| 280 | 250 | 1 | 44220280 | SFP 280 |
| 360 | 250 | 1 | 44220360 | SFP 360 |
| 600 | 250 | 1 | 44220600 | SFP 600 |
| 800 | 250 | 1 | 44220800 | SFP 800 |

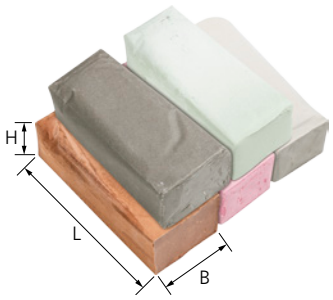


### Polishing paste bar PP

Polishing pastes for felt tools and cloth rings for pre-polishing and high-gloss polishing. To achieve very smooth surface finishes, use pre-polishing paste (VP) and high-gloss polishing paste (HGP) one after the other. The polishing pastes have high productivity and lead to quick results.



**Special features:**
- PP 1, PP 2, PP 3: Use cloth rings in the ST (sisal cloth) version for coarse pre-polishing, and cloth rings in the TH (hard cloth) version for pre-polishing.
- PP 4, PP 5: Use cloth rings in the TW (soft cloth) version for high-gloss polishing, and cloth rings in the FL (flannel) version for high-gloss polishing/buffing.

| Version | Use for | Contents [g] | Colour | B [mm] | H [mm] | L [mm] | | Item no. | Designation |
|---|---|---|---|---|---|---|---|---|---|
| **Bulk pack** | | | | | | | | | |
| Pre-polishing | Steel + INOX | 1,100 | green | 70 | 50 | 140 | 1 | 44250001 | G-PP 1 VP STEELOX |
| | Aluminium + brass | 1,300 | grey | 70 | 50 | 140 | 1 | 44250002 | G-PP 2 VP ALU |
| | Non-ferrous metals | 1,150 | brown | 70 | 50 | 140 | 1 | 44250003 | G-PP 3 VP NON-FERROUS |
| High-gloss polishing | All metals | 1,150 | pink | 70 | 50 | 140 | 1 | 44250004 | G-PP 4 HGP UNIVERSAL |
| | Plastics | 1,100 | beige | 70 | 50 | 140 | 1 | 44250005 | G-PP 5 HGP PLAST |
| **Small pack** | | | | | | | | | |
| Pre-polishing | Steel + INOX | 108 | green | 25 | 30 | 90 | 1 | 44250006 | K-PP 1 VP STEELOX |
| | Aluminium + brass | 142 | grey | 25 | 30 | 90 | 1 | 44250007 | K-PP 2 VP ALU |
| | Non-ferrous metals | 111 | brown | 25 | 30 | 90 | 1 | 44250008 | K-PP 3 VP NON-FERROUS |
| High-gloss polishing | All metals | 132 | pink | 25 | 30 | 90 | 1 | 44250009 | K-PP 4 HGP UNIVERSAL |
| | Plastics | 104 | beige | 25 | 30 | 90 | 1 | 44250010 | K-PP 5 HGP PLAST |

# Grinding oils and polishing pastes
## Diamond polishing pastes



### Diamond polishing pastes

Diamond polishing pastes guarantee quick and efficient work, particularly in tool-making and mould-making. For working on very hard materials, e.g. tungsten carbide and hardened steels. For use with felt polishing cones or wheels.

**Special features:**
- Can be thinned and dissolved with water and alcohol.
- High productivity. Quick results. Coordinated selections of grits.

| Grit size [µm] | Contents [g] | Colour of sealing cap | | Item no. | Designation |
|---|---|---|---|---|---|
| **DPP** | | | | | |
| 30 (coarse) = P 500 | 5 | brown | 1 | 44240030 | DPP 30-5 |
| | 20 | brown | 1 | 44240130 | DPP 30-20 |
| 15 (medium) = P 1200 | 5 | blue | 1 | 44240015 | DPP 15-5 |
| | 20 | blue | 1 | 44240115 | DPP 15-20 |
| 10 (medium-fine) = P 2000 | 5 | light blue | 1 | 44240010 | DPP 10-5 |
| | 20 | light blue | 1 | 44240011 | DPP 10-20 |
| 7 (fine) = P 3000 | 5 | red | 1 | 44240007 | DPP 7-5 |
| | 20 | red | 1 | 44240107 | DPP 7-20 |
| 3 (very fine) = P 5000 | 5 | green | 1 | 44240003 | DPP 3-5 |
| | 20 | green | 1 | 44240103 | DPP 3-20 |
| 1 (ultra-fine) = P 14000 | 5 | yellow | 1 | 44240001 | DPP 1-5 |
| | 20 | yellow | 1 | 44240002 | DPP 1-20 |
| **ECO DPP** | | | | | |
| 30 (coarse) = P 500 | 10 | brown | 1 | 44240202 | DPP ECO 30-10 |
| 15 (medium) = P 1200 | 10 | blue | 1 | 44240192 | DPP ECO 15-10 |
| 10 (medium-fine) = P 2000 | 10 | light blue | 1 | 44240182 | DPP ECO 10-10 |
| 7 (fine) = P 3000 | 10 | red | 1 | 44240172 | DPP ECO 7-10 |
| 3 (very fine) = P 5000 | 10 | green | 1 | 44240162 | DPP ECO 3-10 |
| 1 (ultra-fine) = P 14000 | 10 | yellow | 1 | 44240152 | DPP ECO 1-10 |



### Special diluent for diamond polishing pastes PSP

The thinner is used to keep the lubricating layer between the support and the workpiece consistent during polishing work.

**Special features:**
- The diluent should be used extremely sparingly.
- Excessive use of the special diluent will wash out the diamond grit from the paste, thus diminishing polishing performance.

| Contents [ml] | | Item no. | Designation |
|---|---|---|---|
| 125 | 1 | 44250125 | PSP 125 |



## Grinding oil for steel

Grinding oil for use in applications with coated abrasive tools on steel. They increase the tool life and reduce heat build-up thanks to lubrication and cooling.



**Special features:**
- Protects against corrosion.
- Fewer chips adhere to the abrasive coating and a better surface is achieved.

| Use for | Contents [ml] | | Item no. | Designation |
|---|---|---|---|---|
| **Aerosol can** | | | | |
| Steel | 400 | 1 | 42200001 | 410 Fe |
| **Canister** | | | | |
| Steel | 1,000 | 1 | 42200003 | 410/1 Fe |
| | 5,000 | 1 | 42200004 | 410/5 Fe |



## Grinding oil for stainless steel (INOX)

Grinding oil for use in applications with coated abrasive tools on non-ferrous metals and stainless steel. They increase the tool life and reduce heat build-up thanks to lubrication and cooling.

**Special features:**
- Prevents the workpiece from becoming stained with unwanted marks, especially on stainless steel surfaces.
- Fewer chips adhere to the abrasive coating and a better surface is achieved.

| Use for | Contents [ml] | | Item no. | Designation |
|---|---|---|---|---|
| **Aerosol can** | | | | |
| Non-ferrous metals, INOX | 400 | 1 | 42200002 | 411 NE |
| **Bottle/canister** | | | | |
| Non-ferrous metals, INOX | 1,000 | 1 | 42200005 | 411/1 NE |
| | 5,000 | 1 | 42200006 | 411/5 NE |



## Grinding oil for ALU

Grinding oil for use in applications with coated abrasive tools on aluminium. They increase the tool life and reduce heat build-up thanks to lubrication and cooling.

**Special features:**
- Stops the grinding tool clogging up.
- Fewer chips adhere to the abrasive coating and a better surface is achieved.

| Use for | Contents [ml] | | Item no. | Designation |
|---|---|---|---|---|
| **Aerosol can** | | | | |
| Aluminium | 400 | 1 | 42200007 | 412 ALU |
| **Bottle/canister** | | | | |
| Aluminium | 1,000 | 1 | 42200008 | 412/1 ALU |
| | 5,000 | 1 | 42200009 | 412/5 ALU |



# Cleaner



## Universal cleaner UC-S

Highly effective, general workshop cleaner for cleaning and de-greasing components as a preparation for painting. Removes polishing paste residue, processing oils, corrosion-protection oils, light waxes and other types of contamination.



**Special features:**
- Short drying time. Non-combustible.
- Versatile.

| Contents [ml] | | Item no. | Designation |
|---|---|---|---|
| 500 | 1 | 42200060 | UC-S 500 |



## INOX SHINER IS-S maintenance product

Maintenance product for protecting and caring for stainless steel (INOX), aluminium, non-ferrous metals, glass and plastic. Removes dust, fingerprints, oil and light scale deposits.



**Special features:**
- Leaves a dry, glossy protective film.
- Very easy to use. No cleaning marks.
- Versatile.

| Contents [ml] | | Item no. | Designation |
|---|---|---|---|
| 500 | 1 | 42200055 | INOX SHINER IS-S 500 |

PFERD TOOLS




5

# Diamond and CBN tools

# Diamond and CBN tools
Table of contents

## Diamond and CBN tools


- Highlights from the PFERD TOOLS range 479
- Customer-specific products made to order 480
- The quick way to find the perfect tool 481
- Materials 482
- Safety notes and recommended cutting speeds 482
- Grit sizes 483
- Recommended rotational speed range 484




## Diamond and CBN tools – electroplated bond


- Diamond escapement files 485
- Diamond needle files 487
- Diamond riffler files 491
- Diamond handy files 492
- Conical diamond files 493
- Diamond machinist's files 494
- Flexible diamond files 496
- Diamond sheets 496
- Diamond files for manual filing tools 496
- Diamond grinding points 497
- Diamond needles 502
- Diamond grinding discs 502
- CBN grinding points 503
- CBN grinding discs 505
- Diamond cut-off wheels 506
- Diamond cut-off wheels and grinding points for foundries 507
- Diamond grinding discs CC-GRIND SOLID DIAMOND 509
- Diamond grinding discs DUODISC DIAMOND 509
- Diamond sabre saw blades 510




## Diamond and CBN tools – resinoid bond


- Diamond grinding tools 515
- CBN grinding tools 517
- Sharpening block for diamond and CBN tools 518




## Diamond tools for the construction industry


- Segmented diamond cut-off wheels for fast cutting 522
- Diamond cut-off wheels with continuous edge for easy cutting (TURBO) 525
- Diamond cut-off wheels with continuous edge for very fine cutting 526
- Sharpening block for diamond cut-off wheels 527
- Grinding discs 527
- Diamond for the construction industry Performance Line PSF 528
- Drilling aid for dry diamond drill bits DPD 529
- Carbide cut-off wheel for general-purpose cutting 530

# Diamond and CBN tools
## Highlights from the PFERD TOOLS range

### DUODISC DIAMOND

The DUODISC DIAMOND diamond grinding disc is exceptionally well-suited to machining grey cast iron and nodular cast iron (GG and GGG or GJL and GJS). It is ideal for roughing and deburring work in fettling shops. The coating geometry enables small feeders and risers to be separated. Scan the QR code to find out more about the DUODISC DIAMOND diamond grinding disc.



**Advantages:**
- Constant tool diameter.
- Reduced tool change times thanks to long tool life.
- Dust is minimized as the tool does not wear away.

### Multi Power Carbide Wheel

The Multi Carbide Wheel is a general-purpose cut-off wheel and the perfect solution for demanding cutting tasks in the construction industry and in DIY applications. With sharp tungsten carbide grains, this cut-off wheel ensures excellent cutting quality and short cutting times on all kinds of materials such as wood with nails, plastics, non-ferrous metals and drywall construction materials.



Scan the QR code to find out more about the general-purpose cut-off wheel.
- Ideal choice when changing materials.
- Optimum cutting speed due to consistent diameter and high ease of cutting.
- Long service life thanks to special bonding of the tungsten carbide grain with the steel body.

### Diamond tools for the construction industry

PFERD TOOLS diamond tools are the ideal solution for demanding projects which involve working on hard materials such as concrete, asphalt, granite or tiles. The broad product range offers the right tool for any application, ensuring the best results and improving the cost-effectiveness of your building projects.



Scan the QR code to find out more about diamond tools for the construction industry.

**Advantages:**
- Optimum results.
- Maximum efficiency and safety.
- Comprehensive product range for a wide range of uses.

### More expert information online

Scan the QR code to find out a wide range of tool and application knowledge relating to PFERD TOOLS' high-quality tools and their huge variety of materials.

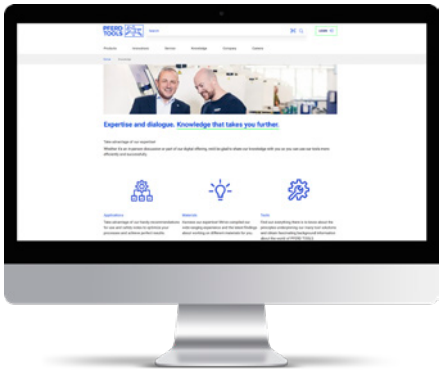

# Diamond and CBN tools

## Customer-specific products made to order

PFERD TOOLS specializes in consulting for and the production of customer-specific electroplated diamond and CBN tools.

Almost all tool blank geometries can be coated with various grit sizes. The electroplated bond also enables economic production of small batch sizes. Because of the diverse possibilities, our production can respond to individual customer requirements with a high degree of flexibility.

Our technical advisers will be happy to visit you on-site to develop individual and economical tool solutions for your applications.

Get the best possible advice for super-hard solutions! Scan the QR code to find out more about customer-specific products made to order.



### Customer-specific tool solutions for grey and nodular cast iron



#### Tools for auxiliary spindles

PFERD TOOLS offers tools for auxiliary spindles in different shapes/geometries and dimensions as well as with M12 and M16 threads.




#### Cut-off wheels and grinding discs

Diamond cut-off wheels and diamond grinding discs from PFERD TOOLS can be purchased in diameters of up to 600 mm. Shapes and dimensions (hole, radius, reference circle, etc.) can be produced according to customer requirements.



#### Grinding points and grinding drums

The range of products from PFERD TOOLS that can be produced according to customer requirements includes diamond grinding drums and diamond grinding points. These can be customized with different shapes, dimensions and shanks.

### 1. Process analysis and tool development

**Contact us at www.pferd.com** and arrange an appointment with our experienced sales representatives and technical advisers.

If you already have precise ideas about the desired tool, you can provide us with a technical drawing or a dimensioned sketch and information on the desired abrasives and grit sizes.

Our employees **will analyze your application with you on-site** and develop the most economic individual tool solution for you. You will then immediately receive a quote. Three production variants are possible:

### 2. Production

- **Complete production**
  From design and construction, through manufacture of the tool blank (steel, stainless steel or brass) and its coating with diamond or CBN grit, to the balancing of the finished tool, PFERD TOOLS offers you all the production steps from a single source. This guarantees you the highest level of quality, flexibility and on-time delivery.
- **Coating**
  Steel, stainless steel or brass blanks provided by the customer can also be coated with diamond or CBN grit. Close cooperation at an early stage is recommended.
- **Recoating**
  PFERD TOOLS offers recoating of blunt tools with steel or stainless steel blanks as an economical alternative to replacement production. Tools with brass blanks cannot be recoated.

### 3. Use

Our flexible production and global logistics network ensure that you receive your new tool on time.
If desired, your personal sales representative and a technical adviser will set up all the process parameters together with you.
**See the quality, performance and economic value of products from PFERD TOOLS for yourself!**

# Diamond and CBN tools
## The quick way to find the perfect tool

PFERD TOOLS

| Use | Material | Application | Tools | |
|---|---|---|---|---|
| **Filing**  | Hardened steels, tungsten carbide, ceramics, glass, ferrite, nickel-based and titanium-based alloys | Precision filing | Diamond files |  |
| | | Precision filing with air-powered filing machines | Diamond files for air-powered filing machines |  |
| | | Machining concave and convex surfaces | Flexible diamond files |  |
| | | | Diamond sheets |  |
| | Fibre-reinforced plastics (GRP/CRP) | Deburring, chamfering and breaking of edges | Diamond machinist's files, grit size D 251 |  |
| **Grinding**    | Tungsten carbide, ceramics, glass, ferrite (magnetic material), nickel-based and titanium-based alloys | Grinding of bores, radii, contours, profiles and shoulders, as well as deburring and chamfering | Electroplated diamond grinding points |  |
| | | | Diamond grinding disc CC-GRIND SOLID DIAMOND |  |
| | | Internal grinding of bores | Electroplated diamond grinding points, cylindrical shape ZY |  |
| | | | Electroplated diamond grinding discs |  |
| | Tungsten carbide | Sharpening of tungsten carbide tools | Resinoid-bonded diamond grinding discs |  |
| | Hardened steels from approx. 54 HRC | Grinding of bores, radii, contours, profiles and shoulders, as well as deburring and chamfering | Electroplated CBN grinding points |  |
| | | Internal grinding of bores | Electroplated CBN grinding points, cylindrical shape ZY |  |
| | | | Electroplated CBN grinding discs |  |
| | HSS (High Speed Steel) | Sharpening of HSS tools | Resinoid-bonded CBN grinding discs |  |
| | Fibre-reinforced plastics (GRP/CRP) | Deburring, chamfering and general grinding work | Electroplated diamond grinding points, cylindrical shape with radius end WR, grit size D 357 |  |
| | | | Diamond grinding disc CC-GRIND SOLID DIAMOND |  |
| | Grey and nodular cast iron | Grinding burning-ins, sand inclusions and adhesions | Mounted points for foundries |  |
| | | Grinding burning-ins, sand inclusions and adhesions and separating short risers and feeders | DUODISC DIAMOND |  |
| **Cutting**  | Tungsten carbide, ceramics, glass, ferrite, nickel-based and titanium-based alloys | Cutting | Diamond cut-off wheels, grit size D 64/D 151 |  |
| | Fibre-reinforced plastics (GRP/CRP) | Cut-off grinding, trimming, making cut-outs, and cutting straight contours to size | Diamond cut-off wheels, grit size D 357/D 427 |  |
| | | Sawing, trimming, making cut-outs, and cutting curved contours to size | Diamond sabre saw blades |  |
| | Grey and nodular cast iron | Separation of open risers, burrs, feeders, sprues, parting lines etc. | Diamond cut-off wheels, grit size D 852 |  |

5

Diamond and CBN abrasives are used when materials cannot be machined with conventional abrasives such as aluminium oxide or silicon carbide. They also provide a more economical solution for many applications. Due to high chemical wear, rotating diamond tools are not suitable for work on steel. CBN tools are used for these applications. The two abrasives complement each other ideally. In the adjacent overview, you will find various materials associated with the abrasives.



**Diamond**
- Duroplastics, in particular with glass or carbon fibre reinforcement (GRP and CRP)
- Ferrite (magnetic material)
- Glass
- Graphite and synthetic carbon
- Grey and nodular cast iron
- Tungsten carbide
- Nickel or titanium-based superalloys
- Technical ceramics
- Wear-resistant coatings (powder metal alloys and hardfacing alloys)



**CBN**
- Case-hardened steels
- Roller-bearing and ball-bearing steels
- Tool steels
- Other hardened steel materials with a hardness from approx. 54 HRC

## Safety notes and recommended cutting speeds



### Safety notes

The operator is responsible for the grinding application, including correct tool drive use, correct handling and use of the grinding tools.


Wear eye protection!


Wear hearing protection!


Wear gloves!


Wear a dust mask!


Follow the safety instructions!



### Recommended cutting speeds

The recommended cutting speed ranges depend on the application and must not exceed the maximum permissible peripheral speed. Because of the wide range of tasks and application fields of electroplated diamond and CBN tools, as well as the large influence of the employed tool drive, it is not possible to specify a generally valid cutting speed. The recommended cutting speed ranges serve as reference values.

**Generally, the following applies:**
- In dry grinding, do not use diamond tools at too high a cutting speed in order to avoid thermal damage to the abrasive.
- If possible, do not use CBN tools under the cutting speeds specified below. The optimum cutting speed has a direct effect on the economic efficiency of the tools in use.
- All parameters must always be coordinated with each other within the grinding process. If the cutting speed is changed, the feed, infeed and coolant supply, among others, must be adjusted accordingly.
- Electroplated diamond and CBN tools can be used in dedicated stationary applications up to a peripheral speed of 125 m/s.



# Diamond and CBN tools
## Grit sizes

The grit size data for diamond and CBN tools relates to the average grit diameter in [µm]. Thus, the higher the number specified in the grit designation, the coarser the grit size. A coarse grit size increases stock removal and the surface roughness of the workpiece. Selecting the optimum grit size depends on the intended application, the material to be machined, the tool drive employed and a wide range of other factors. As a general rule: the harder the material to be machined and the finer the desired surface roughness, the finer the selected grit size should be.

| Grit sizes | Grit designations [µm] ISO 6106 (FEPA Standard) | | Equivalent US mesh number/inch US Mesh Size |
|---|---|---|---|
| | Diamond | CBN | |
| Micro-grit | D 25 / D 30 | - | - |
| 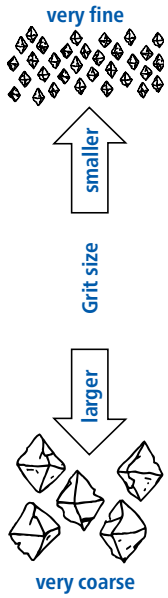  | D 46 | B 46 | 325/400 |
| | D 54 | B 54 | 270/325 |
| | D 64 | B 64 | 230/270 |
| | D 76 | B 76 | 200/230 |
| | D 91 | B 91 | 170/200 |
| | D 107 | B 107 | 140/170 |
| | D 126 | B 126 | 120/140 |
| | D 151 | B 151 | 100/120 |
| | D 181 | B 181 | 80/100 |
| | D 213 | B 213 | 70/80 |
| | D 251 | - | 60/70 |
| | - | B 252 | 60/80 |
| | D 301 | B 301 | 50/60 |
| | D 357 | B 357 | 45/50 |
| | D 427 | B 427 | 40/50 |
| | D 502 | - | 35/45 |
| | D 602 | - | 30/40 |
| | D 711 | - | 25/30 |
| | D 852 | - | 20/30 |
| | D 1001 | - | 16/20 |



## Safety notes and recommended cutting speeds

| | | Cutting speed [m/s] ▸ | 5 | 10 | 15 | 20 | 25 | 30 | 35 | 40 | 45 | ... | 80 |
|---|---|---|---|---|---|---|---|---|---|---|---|---|---|
| **Electroplated bond** | Diamond | Dry grinding | | 8–18 m/s | | | | 30–80 m/s for CRP/GRP as well as grey and nodular cast iron | | | | | |
| | | Wet grinding | | | 15–25 m/s | | | | | | | | |
| | CBN | Dry grinding | | | 15–25 m/s | | | | | | | | |
| | | Wet grinding | | | | 20–40 m/s | | | | | | | |
| **Resinoid bond** | Diamond | Dry grinding | | | 15–20 m/s | | | | | | | | |
| | | Wet grinding | | | | 20–30 m/s | | | | | | | |
| | CBN | Dry grinding | | | | 18–30 m/s | | | | | | | |
| | | Wet grinding | | | | | 25–40 m/s | | | | | | |
| **Metal bond** | Diamond | Dry grinding | | 10–15 m/s | | | | | | | | | |
| | | Wet grinding | | | 15–30 m/s | | | | | | | | |
| | CBN | Wet grinding | | | | | 25–30 m/s | | | | | | |

# Diamond and CBN tools
## Recommended rotational speed range

| Tool dia. [mm] | Cutting speed [m/s] | | | | | | | | | | | |
|---|---|---|---|---|---|---|---|---|---|---|---|---|
| | 8 | 12 | 15 | 18 | 20 | 25 | 30 | 40 | 50 | 80 | 100 | 125 |
| | Rotational speed rounded off [RPM] | | | | | | | | | | | |
| **1** | 153,000 | - | - | - | - | - | - | - | - | - | - | - |
| **2** | 76,400 | 115,000 | 143,000 | 172,000 | 191,000 | - | - | - | - | - | - | - |
| **3** | 50,900 | 76,400 | 95,500 | 115,000 | 127,000 | 159,000 | 191,000 | - | - | - | - | - |
| **4** | 38,200 | 57,300 | 71,600 | 85,900 | 95,500 | 119,000 | 143,000 | - | - | - | - | - |
| **5** | 30,600 | 45,800 | 57,300 | 68,800 | 76,400 | 95,500 | 115,000 | 153,000 | - | - | - | - |
| **6** | 25,500 | 38,200 | 47,700 | 57,300 | 63,700 | 79,600 | 95,500 | 127,000 | 159,000 | - | - | - |
| **7** | 21,800 | 32,700 | 40,900 | 49,100 | 54,600 | 68,200 | 81,900 | 109,000 | 136,000 | - | - | - |
| **8** | 19,100 | 28,600 | 35,800 | 43,000 | 47,700 | 59,700 | 71,600 | 95,500 | 119,000 | 191,000 | - | - |
| **9** | 17,000 | 25,500 | 31,800 | 38,200 | 42,400 | 53,100 | 63,700 | 84,900 | 106,000 | 170,000 | - | - |
| **10** | 15,300 | 22,900 | 28,600 | 34,400 | 38,200 | 47,700 | 57,300 | 76,400 | 95,500 | 153,000 | 191,000 | - |
| **12** | 12,700 | 19,100 | 23,900 | 28,600 | 31,800 | 39,800 | 47,700 | 63,700 | 79,600 | 127,000 | 159,000 | 199,000 |
| **14** | 10,900 | 16,400 | 20,500 | 24,600 | 27,300 | 34,100 | 40,900 | 54,600 | 68,200 | 109,000 | 136,000 | 171,000 |
| **15** | 10,200 | 15,300 | 19,100 | 22,900 | 25,500 | 31,800 | 38,200 | 50,900 | 63,700 | 102,000 | 127,000 | 159,000 |
| **16** | 9,500 | 14,300 | 17,900 | 21,500 | 23,900 | 29,800 | 35,800 | 47,700 | 59,700 | 95,500 | 119,000 | 149,000 |
| **18** | 8,500 | 12,700 | 15,900 | 19,100 | 21,200 | 26,500 | 31,800 | 42,400 | 53,100 | 84,900 | 106,000 | 133,000 |
| **20** | 7,600 | 11,500 | 14,300 | 17,200 | 19,100 | 23,900 | 28,600 | 38,200 | 47,700 | 76,400 | 95,500 | 119,000 |
| **22** | 6,900 | 10,400 | 13,000 | 15,600 | 17,400 | 21,700 | 26,000 | 34,700 | 43,400 | 69,400 | 86,800 | 109,000 |
| **25** | 6,100 | 9,200 | 11,500 | 13,800 | 15,300 | 19,100 | 22,900 | 30,600 | 38,200 | 61,100 | 76,400 | 95,500 |
| **30** | 5,100 | 7,600 | 9,500 | 11,500 | 12,700 | 15,900 | 19,100 | 25,500 | 31,800 | 50,900 | 63,700 | 79,600 |
| **40** | 3,800 | 5,700 | 7,200 | 8,600 | 9,500 | 11,900 | 14,300 | 19,100 | 23,900 | 38,200 | 47,700 | 59,700 |
| **50** | 3,100 | 4,600 | 5,700 | 6,900 | 7,600 | 9,500 | 11,500 | 15,300 | 19,100 | 30,600 | 38,200 | 47,700 |
| **75** | 2,000 | 3,100 | 3,800 | 4,600 | 5,100 | 6,400 | 7,600 | 10,200 | 12,700 | 20,400 | 25,500 | 31,800 |
| **100** | 1,530 | 2,300 | 2,900 | 3,400 | 3,800 | 4,800 | 5,700 | 7,600 | 9,500 | 15,300 | 19,100 | 23,900 |
| **125** | 1,220 | 1,830 | 2,300 | 2,800 | 3,100 | 3,800 | 4,600 | 6,100 | 7,600 | 12,200 | 15,300 | 19,100 |
| **150** | 1,020 | 1,530 | 1,910 | 2,300 | 2,500 | 3,200 | 3,800 | 5,100 | 6,400 | 10,200 | 12,700 | 15,900 |
| **175** | 870 | 1,310 | 1,640 | 1,960 | 2,200 | 2,700 | 3,300 | 4,400 | 5,500 | 8,700 | 10,900 | 13,600 |
| **200** | 760 | 1,150 | 1,430 | 1,720 | 1,910 | 2,400 | 2,900 | 3,800 | 4,800 | 7,600 | 9,500 | 11,900 |
| **230** | 660 | 1,000 | 1,250 | 1,490 | 1,660 | 2,100 | 2,500 | 3,300 | 4,200 | 6,600 | 8,300 | 10,400 |
| **250** | 610 | 920 | 1,150 | 1,380 | 1,530 | 1,910 | 2,300 | 3,100 | 3,800 | 6,100 | 7,600 | 9,500 |
| **300** | 510 | 760 | 950 | 1,150 | 1,270 | 1,590 | 1,910 | 2,500 | 3,200 | 5,100 | 6,400 | 8,000 |
| **350** | 440 | 650 | 820 | 980 | 1,090 | 1,360 | 1,640 | 2,200 | 2,700 | 4,400 | 5,500 | 6,800 |
| **400** | 380 | 570 | 720 | 860 | 950 | 1,190 | 1,430 | 1,910 | 2,400 | 3,800 | 4,800 | 6,000 |
| **450** | 340 | 510 | 640 | 760 | 850 | 1,060 | 1,270 | 1,700 | 2,100 | 3,400 | 4,200 | 5,300 |
| **500** | 310 | 460 | 570 | 690 | 760 | 950 | 1,150 | 1,530 | 1,910 | 3,100 | 3,800 | 4,800 |
| **600** | 250 | 380 | 480 | 570 | 640 | 800 | 950 | 1,270 | 1,590 | 2,500 | 3,200 | 4,000 |

Refer to the table for the recommended rotational speed based on the diameter and cutting speed of your tool.
**Example:**
Diamond grinding point, diameter: 20 mm
Cutting speed: 25 m/s
**Rotational speed rounded: 23,900 RPM**



## Diamond escapement files, half-round

Diamond escapement files are used on very small shapes in tool making and in precision mechanics. They have a forged shank which allows use without an additional handle.

**Special features:**
- Ideal for work on hardened steel.
- No chemical wear thanks to the low working temperatures.
- Longer tool life due to harder diamond grain.

| Profile | Width with coating [mm] | Height with coating [mm] | Total length [mm] | Coating length [mm] | Grit size | | Item no. | Designation |
|---|---|---|---|---|---|---|---|---|
| Half-round | 4.2 | 1.5 | 140 | 40 | D 25 | 1 | 15308143 | DF 3608 D 25 |
| | | | | | D 46 | 1 | 15308140 | DF 3608 D 46 |
| | | | | | D 91 | 1 | 15308141 | DF 3608 D 91 |
| | | | | | D 126 | 1 | 15308142 | DF 3608 D 126 |





## Diamond escapement files, barrette

Diamond escapement files are used on very small shapes in tool making and in precision mechanics. They have a forged shank which allows use without an additional handle.

**Special features:**
- Ideal for work on hardened steel.
- No chemical wear thanks to the low working temperatures.
- Longer tool life due to harder diamond grain.

| Profile | Width with coating [mm] | Height with coating [mm] | Total length [mm] | Coating length [mm] | Grit size | | Item no. | Designation |
|---|---|---|---|---|---|---|---|---|
| Barrette shape | 4 | 1.2 | 140 | 40 | D 25 | 1 | *15310143* | DF 3610 D 25 |
| | | | | | D 46 | 1 | *15310140* | DF 3610 D 46 |
| | | | | | D 91 | 1 | *15310141* | DF 3610 D 91 |
| | | | | | D 126 | 1 | *15310142* | DF 3610 D 126 |





## Diamond escapement files, three square

Diamond escapement files are used on very small shapes in tool making and in precision mechanics. They have a forged shank which allows use without an additional handle.

**Special features:**
- Ideal for work on hardened steel.
- No chemical wear thanks to the low working temperatures.
- Longer tool life due to harder diamond grain.

| Profile | Width with coating [mm] | Total length [mm] | Coating length [mm] | Grit size | | Item no. | Designation |
|---|---|---|---|---|---|---|---|
| Three square | 3 | 140 | 40 | D 25 | 1 | 15314143 | DF 3614 D 25 |
| | | | | D 46 | 1 | 15314140 | DF 3614 D 46 |
| | | | | D 91 | 1 | 15314141 | DF 3614 D 91 |
| | | | | D 126 | 1 | 15314142 | DF 3614 D 126 |



*Discontinued product*



## Diamond escapement files, hand

Diamond escapement files are used on very small shapes in tool making and in precision mechanics. They have a forged shank which allows use without an additional handle.

**Special features:**
- Ideal for work on hardened steel.
- No chemical wear thanks to the low working temperatures.
- Longer tool life due to harder diamond grain.

| Profile | Width with coating [mm] | Height with coating [mm] | Total length [mm] | Coating length [mm] | Grit size | | Item no. | Designation |
|---|---|---|---|---|---|---|---|---|
| Hand | 4 | 1.2 | 140 | 40 | D 25 | 1 | 15317143 | DF 3617 D 25 |
| | | | | | D 46 | 1 | 15317140 | DF 3617 D 46 |
| | | | | | D 91 | 1 | 15317141 | DF 3617 D 91 |
| | | | | | D 126 | 1 | 15317142 | DF 3617 D 126 |



## Diamond escapement files, square

Diamond escapement files are used on very small shapes in tool making and in precision mechanics. They have a forged shank which allows use without an additional handle.

**Special features:**
- Ideal for work on hardened steel.
- No chemical wear thanks to the low working temperatures.
- Longer tool life due to harder diamond grain.

| Profile | Width with coating [mm] | Height with coating [mm] | Total length [mm] | Coating length [mm] | Grit size | | Item no. | Designation |
|---|---|---|---|---|---|---|---|---|
| Square | 2 | 2 | 140 | 40 | D 25 | 1 | 15319143 | DF 3619 D 25 |
| | | | | | D 46 | 1 | 15319140 | DF 3619 D 46 |
| | | | | | D 91 | 1 | 15319141 | DF 3619 D 91 |
| | | | | | D 126 | 1 | *15319142* | DF 3619 D 126 |



## Diamond escapement files, round

Diamond escapement files are used on very small shapes in tool making and in precision mechanics. They have a forged shank which allows use without an additional handle.

**Special features:**
- Ideal for work on hardened steel.
- No chemical wear thanks to the low working temperatures.
- Longer tool life due to harder diamond grain.

| Profile | Width with coating [mm] | Total length [mm] | Coating length [mm] | Grit size | | Item no. | Designation |
|---|---|---|---|---|---|---|---|
| Round | 1.8 | 140 | 40 | D 25 | 1 | 15321143 | DF 3621 D 25 |
| | | | | D 46 | 1 | 15321140 | DF 3621 D 46 |
| | | | | D 91 | 1 | 15321141 | DF 3621 D 91 |
| | | | | D 126 | 1 | 15321142 | DF 3621 D 126 |



*Discontinued product*



## Diamond escapement file sets

Diamond escapement file sets are supplied in a sturdy, practical plastic box which protects the tools from damage. This is ideal for keeping in the tool trolley or workbench.

**Contents:**
Contains one each of the following escapement files: half-round, three square, hand, square and round.

**Special features:**
- Ideal for work on hardened steel.
- No chemical wear thanks to the low working temperatures.
- Longer tool life due to harder diamond grain.

| Grit size | | Item no. | Designation |
|---|---|---|---|
| D 25 | 1 | 15830903 | DF 3090 D 25 |
| D 46 | 1 | 15830900 | DF 3090 D 46 |
| D 91 | 1 | 15830901 | DF 3090 D 91 |
| D 126 | 1 | 15830902 | DF 3090 D 126 |

# Diamond needle files



## Diamond needle files, hand

Diamond needle files can be used generally in tool making.



**Special features:**
- Ideal for work on hardened steel.
- No chemical wear thanks to the low working temperatures.
- Longer tool life due to harder diamond grain.

| Profile | Width with coating [mm] | Height with coating [mm] | Total length [mm] | Coating length [mm] | Grit size | | Item no. | Designation |
|---|---|---|---|---|---|---|---|---|
| Hand, ultra-slim | 5.3 | 1.3 | 140 | 70 | D 126 | 1 | 15102082 | DF 4112S D 126 |
| Hand | 5.5 | 1.6 | 140 | 70 | D 91 | 1 | 15101061 | DF 4112 D 91 |
| | | | | | D 126 | 1 | 15101062 | DF 4112 D 126 |
| | | | | | D 181 | 1 | 15101063 | DF 4112 D 181 |



## Diamond needle files, hand with rounded edges

Diamond needle files can be used generally in tool making.

**Special features:**
- Ideal for work on hardened steel.
- No chemical wear thanks to the low working temperatures.
- Longer tool life due to harder diamond grain.

| Profile | Width with coating [mm] | Height with coating [mm] | Total length [mm] | Coating length [mm] | Grit size | | Item no. | Designation |
|---|---|---|---|---|---|---|---|---|
| Hand with round edges | 5.5 | 1.6 | 140 | 70 | D 91 | 1 | 15102061 | DF 4112R D 91 |
| | | | | | D 126 | 1 | 15102062 | DF 4112R D 126 |
| | | | | | D 181 | 1 | 15102063 | DF 4112R D 181 |



## Diamond needle files, flat

Diamond needle files can be used generally in tool making.

**Special features:**
- Ideal for work on hardened steel.
- No chemical wear thanks to the low working temperatures.
- Longer tool life due to harder diamond grain.

| Profile | Width with coating [mm] | Height with coating [mm] | Total length [mm] | Coating length [mm] | Grit size | | Item no. | Designation |
|---|---|---|---|---|---|---|---|---|
| Flat | 5.5 | 1.6 | 140 | 70 | D 91 | 1 | 15103061 | DF 4122 D 91 |
| | | | | | D 126 | 1 | 15103062 | DF 4122 D 126 |
| | | | | | D 181 | 1 | 15103063 | DF 4122 D 181 |



## Diamond needle files, three square

Diamond needle files can be used generally in tool making.

**Special features:**
- Ideal for work on hardened steel.
- No chemical wear thanks to the low working temperatures.
- Longer tool life due to harder diamond grain.

| Profile | Width with coating [mm] | Total length [mm] | Coating length [mm] | Grit size | | Item no. | Designation |
|---|---|---|---|---|---|---|---|
| Three square, ultra-slim | 2.8 | 140 | 70 | D 126 | 1 | 15104082 | DF 4132S D 126 |
| Three square | 3.5 | 140 | 70 | D 91 | 1 | 15104061 | DF 4132 D 91 |
| | | | | D 126 | 1 | 15104062 | DF 4132 D 126 |
| | | | | D 181 | 1 | 15104063 | DF 4132 D 181 |



## Diamond needle files, square

Diamond needle files can be used generally in tool making.

**Special features:**
- Ideal for work on hardened steel.
- No chemical wear thanks to the low working temperatures.
- Longer tool life due to harder diamond grain.

| Profile | Width with coating [mm] | Total length [mm] | Coating length [mm] | Grit size | | Item no. | Designation |
|---|---|---|---|---|---|---|---|
| Square, ultra-slim | 2.3 | 140 | 70 | D 126 | 1 | 15105082 | DF 4142S D 126 |
| Square | 2.6 | 140 | 70 | D 91 | 1 | 15105061 | DF 4142 D 91 |
| | | | | D 126 | 1 | 15105062 | DF 4142 D 126 |
| | | | | D 181 | 1 | 15105063 | DF 4142 D 181 |



## Diamond needle files, half-round

Diamond needle files can be used generally in tool making.

**Special features:**
- Ideal for work on hardened steel.
- No chemical wear thanks to the low working temperatures.
- Longer tool life due to harder diamond grain.

| Profile | Width with coating [mm] | Height with coating [mm] | Total length [mm] | Coating length [mm] | Grit size | | Item no. | Designation |
|---|---|---|---|---|---|---|---|---|
| Half-round | 5.5 | 1.6 | 140 | 70 | D 91 | 1 | 15106061 | DF 4152 D 91 |
| | | | | | D 126 | 1 | 15106062 | DF 4152 D 126 |
| | | | | | D 181 | 1 | 15106063 | DF 4152 D 181 |



## Diamond needle files, round

Diamond needle files can be used generally in tool making.

**Special features:**
- Ideal for work on hardened steel.
- No chemical wear thanks to the low working temperatures.
- Longer tool life due to harder diamond grain.

| Profile | Width with coating [mm] | Total length [mm] | Coating length [mm] | Grit size | | Item no. | Designation |
|---|---|---|---|---|---|---|---|
| Round, ultra-slim | 2.8 | 140 | 70 | D 126 | 1 | 15107082 | DF 4162S D 126 |
| Round | 3.2 | 140 | 70 | D 91 | 1 | 15107061 | DF 4162 D 91 |
| | | | | D 126 | 1 | 15107062 | DF 4162 D 126 |
| | | | | D 181 | 1 | 15107063 | DF 4162 D 181 |



## Diamond needle files, knife

Diamond needle files can be used generally in tool making.

**Special features:**
- Ideal for work on hardened steel.
- No chemical wear thanks to the low working temperatures.
- Longer tool life due to harder diamond grain.

| Profile | Width with coating [mm] | Height with coating [mm] | Total length [mm] | Coating length [mm] | Grit size | | Item no. | Designation |
|---|---|---|---|---|---|---|---|---|
| Knife shape | 5 | 1.8 | 140 | 70 | D 91 | 1 | 15108061 | DF 4172 D 91 |
| | | | | | D 126 | 1 | 15108062 | DF 4172 D 126 |
| | | | | | D 181 | 1 | 15108063 | DF 4172 D 181 |



## Diamond needle files, feather edge

Diamond needle files can be used generally in tool making.

**Special features:**
- Ideal for work on hardened steel.
- No chemical wear thanks to the low working temperatures.
- Longer tool life due to harder diamond grain.

| Profile | Width with coating [mm] | Height with coating [mm] | Total length [mm] | Coating length [mm] | Grit size | | Item no. | Designation |
|---|---|---|---|---|---|---|---|---|
| Feather edge | 5 | 2.4 | 140 | 70 | D 91 | 1 | 15109061 | DF 4182 D 91 |
| | | | | | D 126 | 1 | 15109062 | DF 4182 D 126 |



## Diamond needle files, crossing oval

Diamond needle files can be used generally in tool making.

**Special features:**
- Ideal for work on hardened steel.
- No chemical wear thanks to the low working temperatures.
- Longer tool life due to harder diamond grain.

| Profile | Width with coating [mm] | Height with coating [mm] | Total length [mm] | Coating length [mm] | Grit size | | Item no. | Designation |
|---|---|---|---|---|---|---|---|---|
| Crossing oval shape | 5 | 2.2 | 140 | 70 | D 91 | 1 | 15110061 | DF 4192 D 91 |
| | | | | | D 126 | 1 | 15110062 | DF 4192 D 126 |



## Diamond needle files, barrette

Diamond needle files can be used generally in tool making.

**Special features:**
- Ideal for work on hardened steel.
- No chemical wear thanks to the low working temperatures.
- Longer tool life due to harder diamond grain.

| Profile | Width with coating [mm] | Height with coating [mm] | Total length [mm] | Coating length [mm] | Grit size | | Item no. | Designation |
|---|---|---|---|---|---|---|---|---|
| Barrette shape | 5 | 2 | 140 | 70 | D 91 | 1 | 15100061 | DF 4102 D 91 |
| | | | | | D 126 | 1 | 15100062 | DF 4102 D 126 |



## Diamond needle file sets

Diamond needle file sets are supplied in a sturdy, practical plastic box which protects the tools from damage. This is ideal for keeping in the tool trolley or workbench.

**Contents:**
Contains one each of the following needle files: hand, three square, square, half-round and round.

**Special features:**
- Ideal for work on hardened steel.
- No chemical wear thanks to the low working temperatures.
- Longer tool life due to harder diamond grain.

| Grit size | | Item no. | Designation |
|---|---|---|---|
| D 91 | 1 | 15842051 | DF 4205 D 91 |
| D 126 | 1 | 15842052 | DF 4205 D 126 |
| D 181 | 1 | 15842053 | DF 4205 D 181 |



## Diamond needle file sets

Diamond needle file sets are supplied in a sturdy, practical plastic box which protects the tools from damage. This is ideal for keeping in the tool trolley or workbench.

**Contents:**
Contains one each of the following needle files: hand, hand with round edges, flat, three square, square, half-round, round, knife, feather edge, crossing oval and barrette.

**Special features:**
- Ideal for work on hardened steel.
- No chemical wear thanks to the low working temperatures.
- Longer tool life due to harder diamond grain.

| Grit size | | Item no. | Designation |
|---|---|---|---|
| D 91 | 1 | 15842111 | DF 4211 D 91 |
| D 126 | 1 | 15842112 | DF 4211 D 126 |
| D 181 | 1 | 15842113 | DF 4211 D 181 |



## Diamond riffler files

Diamond riffler files are used for work in hard-to-reach areas and on complex geometries. The coating length is 25 mm on both sides of the files.

**Special features:**
- Ideal for work on hardened steel.
- No chemical wear thanks to the low working temperatures.
- Longer tool life due to harder diamond grain.

| Image | Profile | Width with coating [mm] | Height with coating [mm] | Total length [mm] | Double-sided coating length [mm] | Grit size | | Item no. | Designation |
|---|---|---|---|---|---|---|---|---|---|
| ① | Crossing oval shape | 3.2 | 2 | 150 | 25 | D 126 | 1 | 15215100 | DF 15 D 126 |
| ② | Crossing oval shape | 3.7 | 2 | 150 | 25 | D 91 | 1 | *15216070* | DF 16 D 91 |
| | | | | | | D 126 | 1 | 15216100 | DF 16 D 126 |
| ③ | Hand | 3.1 | 3 | 150 | 25 | D 91 | 1 | 15218070 | DF 18 D 91 |
| | | | | | | D 126 | 1 | 15218100 | DF 18 D 126 |
| ④ | Square | 2.5 | 2.5 | 150 | 25 | D 91 | 1 | *15220070* | DF 20 D 91 |
| | | | | | | D 126 | 1 | 15220100 | DF 20 D 126 |
| ⑤ | Three square | 3 | - | 150 | 25 | D 91 | 1 | *15222070* | DF 22 D 91 |
| | | | | | | D 126 | 1 | 15222100 | DF 22 D 126 |
| ⑥ | Round | 3 | - | 150 | 25 | D 91 | 1 | 15224070 | DF 24 D 91 |
| | | | | | | D 126 | 1 | 15224100 | DF 24 D 126 |
| ⑦ | Hand | 3.8 | 1.6 | 150 | 25 | D 91 | 1 | *15209141* | DF 914 D 91 |
| | | | | | | D 126 | 1 | 15209142 | DF 914 D 126 |
| ⑧ | Hand | 4 | 2 | 150 | 25 | D 91 | 1 | *15209181* | DF 918 D 91 |
| | | | | | | D 126 | 1 | 15209182 | DF 918 D 126 |



## Diamond riffler file set

The diamond riffler file set is supplied in a sturdy, practical plastic box which protects the tools from damage. This is ideal for keeping in the tool trolley or workbench.



**Contents:**
Contains one each of the following riffler files: crossing oval, hand, square, three square, round.

**Special features:**
- Sturdy plastic box to prevent damage.

| Grit size | | Item no. | Designation |
|---|---|---|---|
| D 126 | 1 | 15816242 | DF 1624 D 126 |

*Discontinued product*





## Diamond handy files, hand

Diamond handy files have a forged shank which allows for use without an additional handle.

**Special features:**
- Ideal for work on hardened steel.
- No chemical wear thanks to the low working temperatures.
- Longer tool life due to harder diamond grain.

| Profile | Width with coating [mm] | Height with coating [mm] | Total length [mm] | Coating length [mm] | Grit size | | Item no. | Designation |
|---|---|---|---|---|---|---|---|---|
| Hand | 10.3 | 2.8 | 215 | 100 | D 126 | 1 | 15430202 | DF 2601 D 126 |
| | | | | | D 181 | 1 | 15430203 | DF 2601 D 181 |





## Diamond handy files, half-round

Diamond handy files have a forged shank which allows for use without an additional handle.



**Special features:**
- Ideal for work on hardened steel.
- No chemical wear thanks to the low working temperatures.
- Longer tool life due to harder diamond grain.

| Profile | Width with coating [mm] | Height with coating [mm] | Total length [mm] | Coating length [mm] | Grit size | | Item no. | Designation |
|---|---|---|---|---|---|---|---|---|
| Half-round | 12.5 | 3.8 | 215 | 100 | D 126 | 1 | 15431202 | DF 2602 D 126 |
| | | | | | D 181 | 1 | 15431203 | DF 2602 D 181 |





## Diamond handy files, three square

Diamond handy files have a forged shank which allows for use without an additional handle.

**Special features:**
- Ideal for work on hardened steel.
- No chemical wear thanks to the low working temperatures.
- Longer tool life due to harder diamond grain.

| Profile | Width with coating [mm] | Total length [mm] | Coating length [mm] | Grit size | | Item no. | Designation |
|---|---|---|---|---|---|---|---|
| Three square | 10 | 215 | 100 | D 126 | 1 | 15432202 | DF 2607 D 126 |
| | | | | D 181 | 1 | 15432203 | DF 2607 D 181 |





## Diamond handy files, square

Diamond handy files have a forged shank which allows for use without an additional handle.

**Special features:**
- Ideal for work on hardened steel.
- No chemical wear thanks to the low working temperatures.
- Longer tool life due to harder diamond grain.

| Profile | Width with coating [mm] | Height with coating [mm] | Total length [mm] | Coating length [mm] | Grit size | | Item no. | Designation |
|---|---|---|---|---|---|---|---|---|
| Square | 5.5 | 5.5 | 215 | 100 | D 126 | 1 | 15433202 | DF 2608 D 126 |
| | | | | | D 181 | 1 | 15433203 | DF 2608 D 181 |



## Diamond handy files, round

Diamond handy files have a forged shank which allows for use without an additional handle.

**Special features:**
- Ideal for work on hardened steel.
- No chemical wear thanks to the low working temperatures.
- Longer tool life due to harder diamond grain.

| Profile | Width with coating [mm] | Total length [mm] | Coating length [mm] | Grit size | | Item no. | Designation |
|---|---|---|---|---|---|---|---|
| Round | 6.7 | 215 | 100 | D 126 | 1 | 15434202 | DF 2610 D 126 |
| | | | | D 181 | 1 | 15434203 | DF 2610 D 181 |



## Diamond handy file sets

Diamond handy file sets are supplied in a sturdy, practical plastic box which protects the tools from damage. This is ideal for keeping in the tool trolley or workbench.

**Contents:**
Contains one each of the following handy files: hand, half-round, three square, square and round.

**Special features:**
- Ideal for work on hardened steel.
- No chemical wear thanks to the low working temperatures.
- Longer tool life due to harder diamond grain.

| Grit size | | Item no. | Designation |
|---|---|---|---|
| D 126 | 1 | 15826272 | DF 2627 D 126 |
| D 181 | 1 | 15826273 | DF 2627 D 181 |

# Conical diamond files




## Conical diamond files

The conical diamond files are used in tool-making for particularly narrow, deep-set contours. The forged shank allows for use without an additional handle.



**Special features:**
- Ideal for work on hardened steel.
- No chemical wear thanks to the low working temperatures.
- Longer tool life due to harder diamond grain.

| Width A [mm] | Thickness B [mm] | Thickness $B_1$ [mm] | Total length [mm] | Coating length [mm] | Grit size | | Item no. | Designation |
|---|---|---|---|---|---|---|---|---|
| 4 | 2 | 0.5 | 170 | 50 | D 46 | 1 | 15917040 | DF-K 170-4-2-0,5 D 46 |
| | | | | | D 91 | 1 | 15917041 | DF-K 170-4-2-0,5 D 91 |
| | | | | | D 126 | 1 | 15917042 | DF-K 170-4-2-0,5 D 126 |
| 6 | 2.4 | 0.5 | 170 | 50 | D 46 | 1 | 15917060 | DF-K 170-6-2,4-0,5 D 46 |
| | | | | | D 91 | 1 | 15917061 | DF-K 170-6-2,4-0,5 D 91 |
| | | | | | D 126 | 1 | 15917062 | DF-K 170-6-2,4-0,5 D 126 |
| 8 | 2.4 | 0.5 | 170 | 50 | D 46 | 1 | 15917080 | DF-K 170-8-2,4-0,5 D 46 |
| | | | | | D 91 | 1 | 15917081 | DF-K 170-8-2,4-0,5 D 91 |
| | | | | | D 126 | 1 | 15917082 | DF-K 170-8-2,4-0,5 D 126 |

*Continued on next page*

# Diamond and CBN tools – electroplated bond
## Conical diamond files

| Width A [mm] | Thickness B [mm] | Thickness $B_1$ [mm] | Total length [mm] | Coating length [mm] | Grit size | | Item no. | Designation |
|---|---|---|---|---|---|---|---|---|
| 10 | 2.5 | 0.5 | 170 | 50 | D 46 | 1 | 15917100 | DF-K 170-10-2,5-0,5 D 46 |
| | | | | | D 91 | 1 | 15917101 | DF-K 170-10-2,5-0,5 D 91 |
| | | | | | D 126 | 1 | 15917102 | DF-K 170-10-2,5-0,5 D 126 |

## Diamond machinist's files



### Diamond machinist's files, hand

Diamond machinist's files are used in many industries, such as the manufacturing of large tools. They are supplied with ergonomic file handles.



**Special features:**
- Ideal for work on hardened steel.
- No chemical wear thanks to the low working temperatures.
- Longer tool life due to harder diamond grain.

| Profile | Width with coating [mm] | Height with coating [mm] | Total length [mm] | Coating length [mm] | Grit size | | Item no. | Designation |
|---|---|---|---|---|---|---|---|---|
| Hand | 10 | 3.2 | 100 | 85 | D 126 | 1 | 15400126 | DF 1112/100 D 126 |
| | | | | | D 151 | 1 | 15400151 | DF 1112/100 D 151 |
| | | | | | D 251 | 1 | 15400251 | DF 1112/100 D 251 |
| | 11.2 | 4.2 | 125 | 110 | D 126 | 1 | 15401126 | DF 1112/125 D 126 |
| | | | | | D 151 | 1 | *15401151* | DF 1112/125 D 151 |
| | 13 | 5 | 150 | 135 | D 126 | 1 | 15401192 | DF 1112/150 D 126 |
| | | | | | D 151 | 1 | 15401195 | DF 1112/150 D 151 |
| | | | | | D 251 | 1 | 15401199 | DF 1112/150 D 251 |
| | 22.5 | 5.5 | 200 | 180 | D 151 | 1 | 15401204 | DF 1112/200 D 151 |
| | | | | | D 251 | 1 | 15401205 | DF 1112/200 D 251 |



### Diamond machinist's files, three square

Diamond machinist's files are used in many industries, such as the manufacturing of large tools. They are supplied with ergonomic file handles.

**Special features:**
- Ideal for work on hardened steel.
- No chemical wear thanks to the low working temperatures.
- Longer tool life due to harder diamond grain.

| Profile | Width with coating [mm] | Total length [mm] | Coating length [mm] | Grit size | | Item no. | Designation |
|---|---|---|---|---|---|---|---|
| Three square | 7 | 100 | 85 | D 126 | 1 | 15403126 | DF 1132/100 D 126 |
| | 14 | 200 | 180 | D 151 | 1 | 15403204 | DF 1132/200 D 151 |
| | | | | D 251 | 1 | 15403205 | DF 1132/200 D 251 |



*Discontinued product*



## Diamond machinist's files, square

Diamond machinist's files are used in many industries, such as the manufacturing of large tools. They are supplied with ergonomic file handles.

**Special features:**
- Ideal for work on hardened steel.
- No chemical wear thanks to the low working temperatures.
- Longer tool life due to harder diamond grain.

| Profile | Width with coating [mm] | Height with coating [mm] | Total length [mm] | Coating length [mm] | Grit size | | Item no. | Designation |
|---|---|---|---|---|---|---|---|---|
| Square | 7.5 | 7.5 | 200 | 180 | D 151 | 1 | 15404204 | DF 1142/200 D 151 |



## Diamond machinist's files, half-round pointed

Diamond machinist's files are used in many industries, such as the manufacturing of large tools. They are supplied with ergonomic file handles.

**Special features:**
- Ideal for work on hardened steel.
- No chemical wear thanks to the low working temperatures.
- Longer tool life due to harder diamond grain.

| Profile | Width with coating [mm] | Height with coating [mm] | Total length [mm] | Coating length [mm] | Grit size | | Item no. | Designation |
|---|---|---|---|---|---|---|---|---|
| Half-round pointed | 12 | 4 | 100 | 85 | D 126 | 1 | 15405126 | DF 1152/100 D 126 |
| | 22 | 6.5 | 200 | 180 | D 151 | 1 | 15405204 | DF 1152/200 D 151 |
| | | | | | D 251 | 1 | 15405205 | DF 1152/200 D 251 |



## Diamond machinist's files, round

Diamond machinist's files are used in many industries, such as the manufacturing of large tools. They are supplied with ergonomic file handles.

**Special features:**
- Ideal for work on hardened steel.
- No chemical wear thanks to the low working temperatures.
- Longer tool life due to harder diamond grain.

| Profile | Width with coating [mm] | Total length [mm] | Coating length [mm] | Grit size | | Item no. | Designation |
|---|---|---|---|---|---|---|---|
| Round | 8 | 200 | 180 | D 151 | 1 | 15406204 | DF 1162/200 D 151 |



## Flexible diamond files

The flexible diamond files perfectly adapt to the workpiece surface. Due to its flexibility, they can be used in convex and concave contours with small radii.



**Special features:**
- Ideal for work on hardened steel.
- No chemical wear thanks to the low working temperatures.
- Longer tool life due to harder diamond grain.

| Width with coating [mm] | Height with coating [mm] | Total length [mm] | Coating | Grit size | | Item no. | Designation |
|---|---|---|---|---|---|---|---|
| 0.5 | 14 | 165 | one side | D 76 | 5 | 15600076 | DF-FLEX 14-165 D 76 |
| | | | | D 126 | 5 | 15600126 | DF-FLEX 14-165 D 126 |
| | | | | D 181 | 5 | 15600181 | DF-FLEX 14-165 D 181 |

# Diamond sheets





## Diamond sheets

The diamond sheets are exceptionally well-suited to work on larger surfaces. Convex and concave contours can be worked on with relatively little effort.

**Special features:**
- Ideal for work on hardened steel.
- No chemical wear thanks to the low working temperatures.
- Longer tool life due to harder diamond grain.

| Width with coating [mm] | Height with coating [mm] | Total length [mm] | Coating | Grit size | | Item no. | Designation |
|---|---|---|---|---|---|---|---|
| 0.7 | 30 | 170 | complete | D 64 | 1 | 15600030 | DBL 30-0,7-170 D 64 |
| | | | | D 126 | 1 | 15630126 | DBL 30-0,7-170 D 126 |
| 1.3 | 35 | 350 | complete | D 64 | 1 | 15635064 | DBL 35-1,3-350 D 64 |
| | | | | D 126 | 1 | 15600035 | DBL 35-1,3-350 D 126 |

# Diamond files for manual filing tools



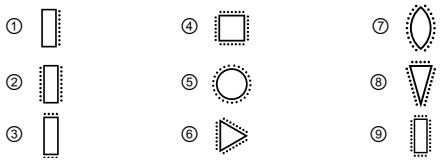


## Diamond files for manual filing tools

Diamond files for manual filing tools are suitable for use in machines, as well as for hand filing. The shank diameter of the diamond files is 3 mm.

**Special features:**
- Ideal for work on hardened steel.
- No chemical wear thanks to the low working temperatures.
- Longer tool life due to harder diamond grain.

| Image | Profile | Width with coating [mm] | Height with coating [mm] | Total length [mm] | Double-sided coating length [mm] | Coating | Grit size | | Item no. | Designation |
|---|---|---|---|---|---|---|---|---|---|---|
| ② | Hand | 3 | 1 | 50 | 15 | both sides | D 126 | 1 | 15653112 | DF 5311 D 126 |
| | | 5 | 2 | 50 | 15 | both sides | D 126 | 1 | *15653132* | DF 5313 D 126 |
| | | | | 60 | 25 | both sides | D 126 | 1 | 15653142 | DF 5314 D 126 |
| ③ | Hand | 0.5 | 4 | 50 | 15 | face-down | D 126 | 1 | 15653162 | DF 5316 D 126 |

*Continued on next page*



*Discontinued product*

| Image | Profile | Width with coating [mm] | Height with coating [mm] | Total length [mm] | Double-sided coating length [mm] | Coating | Grit size | | Item no. | Designation |
|---|---|---|---|---|---|---|---|---|---|---|
| ⑤ | Round | 1 | - | 50 | 15 | complete | D 126 | 1 | 15653312 | DF 5331 D 126 |
| | | 2 | - | 60 | 25 | complete | D 126 | 1 | 15653372 | DF 5337 D 126 |
| | | 3 | - | 50 | 15 | complete | D 126 | 1 | 15653392 | DF 5339 D 126 |
| | | 4 | - | 50 | 15 | complete | D 126 | 1 | 15653452 | DF 5345 D 126 |
| | | | | 60 | 25 | complete | D 126 | 1 | *15653472* | DF 5347 D 126 |
| ⑥ | Three square | 2 | - | 50 | 15 | complete | D 126 | 1 | 15653652 | DF 5365 D 126 |
| | | 3.5 | - | 50 | 15 | complete | D 126 | 1 | 15653672 | DF 5367 D 126 |
| | | | | 60 | 25 | complete | D 126 | 1 | *15653712* | DF 5371 D 126 |
| | | 4.5 | - | 60 | 25 | complete | D 126 | 1 | *15653752* | DF 5375 D 126 |
| ④ | Square | 1.5 | 1.5 | 50 | 15 | complete | D 126 | 1 | *15653902* | DF 5390 D 126 |
| | | 3 | 3 | 50 | 15 | complete | D 126 | 1 | *15653912* | DF 5391 D 126 |
| | | 4 | 4 | 50 | 15 | complete | D 126 | 1 | *15653922* | DF 5392 D 126 |
| ⑨ | Flat conical | 3.3 | 1 | 55 | 16 | complete | D 126 | 1 | 15601032 | DF 0103 D 126 |
| | | 6.3 | 1 | 55 | 16 | complete | D 126 | 1 | 15601062 | DF 0106/55 D 126 |
| | | | | 73 | 16 | complete | D 126 | 1 | *15601064* | DF 0106/73 D 126 |

## Diamond grinding points

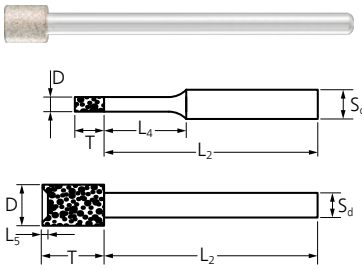


### Cylindrical shape ZY

The cylindrical shape ZY is suitable for grinding bores, radii and contours in stationary or manual applications.



**Special features:**
- Ideal for work on tungsten carbide.
- No chemical wear thanks to the low working temperatures.
- Longer tool life due to harder diamond grain.

| D [mm] | T [mm] | $S_d$ [mm] | $L_2$ [mm] | $L_4$ [mm] | Grit size | | Item no. | Designation |
|---|---|---|---|---|---|---|---|---|
| 0.5 | 2 | 3 | 38 | 5 | D 64 | 5 | 36000506 | DZY-A 0,5-2/3 D 64 |
| 0.8 | 2 | 3 | 38 | 5 | D 64 | 5 | 36000806 | DZY-A 0,8-2/3 D 64 |
| 1 | 4 | 3 | 36 | 9 | D 64 | 5 | 36001006 | DZY-A 1,0-4/3 D 64 |
| | | | | | D 91 | 5 | 36001009 | DZY-A 1,0-4/3 D 91 |
| | | | | | D 126 | 5 | 36001010 | DZY-A 1,0-4/3 D 126 |
| 1.2 | 4 | 3 | 36 | 9 | D 64 | 5 | *36001206* | DZY-A 1,2-4/3 D 64 |
| | | | | | D 91 | 5 | 36001209 | DZY-A 1,2-4/3 D 91 |
| | | | | | D 126 | 5 | 36001210 | DZY-A 1,2-4/3 D 126 |
| 1.4 | 4 | 3 | 36 | 9 | D 64 | 5 | *36001406* | DZY-A 1,4-4/3 D 64 |
| | | | | | D 91 | 5 | 36001409 | DZY-A 1,4-4/3 D 91 |
| | | | | | D 126 | 5 | 36001410 | DZY-A 1,4-4/3 D 126 |
| 1.6 | 4 | 3 | 36 | 10 | D 91 | 5 | 36001609 | DZY-A 1,6-4/3 D 91 |
| | | | | | D 126 | 5 | 36001610 | DZY-A 1,6-4/3 D 126 |
| 1.8 | 4 | 3 | 36 | 10 | D 91 | 5 | 36001809 | DZY-A 1,8-4/3 D 91 |
| | | | | | D 126 | 5 | 36001810 | DZY-A 1,8-4/3 D126 |
| 2 | 4 | 3 | 36 | 10 | D 64 | 5 | *36002006* | DZY-A 2,0-4/3 D 64 |
| | | | | | D 91 | 5 | 36002009 | DZY-A 2,0-4/3 D 91 |
| | | | | | D 126 | 5 | 36002010 | DZY-A 2,0-4/3 D 126 |

*Continued on next page*

| D [mm] | T [mm] | $S_d$ [mm] | $L_2$ [mm] | $L_4$ [mm] | Grit size | | Item no. | Designation |
|---|---|---|---|---|---|---|---|---|
| 2.4 | 4 | 3 | 36 | 14 | D 91 | 5 | 36002409 | DZY-A 2,4-4/3 D 91 |
| | | | | | D 126 | 5 | 36002410 | DZY-A 2,4-4/3 D 126 |
| 2.6 | 4 | 3 | 36 | 14 | D 91 | 5 | *36002609* | DZY-A 2,6-4/3 D 91 |
| 3 | 4 | 3 | 36 | 19 | D 64 | 5 | 36003006 | DZY-A 3,0-4/3 D 64 |
| | | | | | D 91 | 5 | 36003009 | DZY-A 3,0-4/3 D 91 |
| | | | | | D 126 | 5 | 36003010 | DZY-A 3,0-4/3 D 126 |
| 3.5 | 5 | 3 | 45 | - | D 91 | 5 | 36003509 | DZY-N 3,5-5/3 D 91 |
| | | | | | D 126 | 5 | 36003510 | DZY-N 3,5-5/3 D 126 |
| 4 | 5 | 3 | 45 | - | D 91 | 5 | 36004009 | DZY-N 4,0-5/3 D 91 |
| | | | | | D 126 | 5 | 36004010 | DZY-N 4,0-5/3 D 126 |
| 5 | 5 | 3 | 45 | - | D 91 | 5 | 36005009 | DZY-N 5,0-5/3 D 91 |
| | | | | | D 126 | 5 | 36005010 | DZY-N 5,0-5/3 D 126 |
| 5.5 | 6 | 3 | 44 | - | D 91 | 5 | 36005509 | DZY-N 5,5-6/3 D 91 |
| | | | | | D 126 | 5 | 36005510 | DZY-N 5,5-6/3 D 126 |
| | | | | | D 181 | 5 | 36005518 | DZY-N 5,5-6/3 D 181 |
| 6 | 6 | 6 | 54 | 19 | D 91 | 1 | 36006009 | DZY-A 6,0-6/6 D 91 |
| | | | | | D 126 | 1 | 36006010 | DZY-A 6,0-6/6 D 126 |
| | | | | | D 181 | 1 | *36006018* | DZY-A 6,0-6/6 D 181 |
| 7 | 8 | 6 | 52 | - | D 126 | 1 | 36007010 | DZY-N 7,0-8/6 D 126 |
| 8 | 8 | 6 | 52 | - | D 91 | 1 | 36008009 | DZY-N 8,0-8/6 D 91 |
| | | | | | D 126 | 1 | 36008010 | DZY-N 8,0-8/6 D 126 |
| | | | | | D 181 | 1 | *36008018* | DZY-N 8,0-8/6 D 181 |
| 10 | 8 | 6 | 52 | - | D 126 | 1 | 36010010 | DZY-N 10,0-8/6 D 126 |
| 12 | 8 | 6 | 52 | - | D 91 | 1 | 36012009 | DZY-N 12,0-8/6 D 91 |
| | | | | | D 126 | 1 | 36012010 | DZY-N 12,0-8/6 D 126 |
| | | | | | D 181 | 1 | *36012018* | DZY-N 12,0-8/6 D 181 |
| 15 | 10 | 6 | 50 | - | D 126 | 1 | 36015010 | DZY-N 15,0-10/6 D 126 |
| 18 | 10 | 6 | 50 | - | D 126 | 1 | 36018010 | DZY-N 18,0-10/6 D 126 |
| 20 | 10 | 6 | 50 | - | D 126 | 1 | 36020010 | DZY-N 20,0-10/6 D 126 |
| 15 | 10 | 10 | 110 | - | D 126 | 1 | 36015110 | DZY-N 15,0-10/10 D 126 |
| 25 | 10 | 12 | 110 | - | D 126 | 1 | 36025110 | DZY-N 25,0-10/12 D 126 |

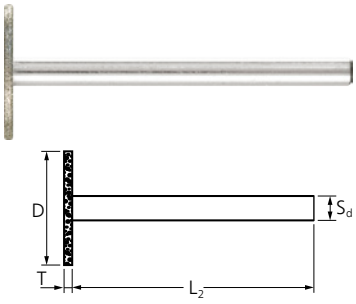


## Special shape ZY

The special shape ZY is suitable for grinding slits and grooves in hard-to-reach areas.



**Special features:**

- Ideal for work on tungsten carbide.
- No chemical wear thanks to the low working temperatures.
- Longer tool life due to harder diamond grain.

| D [mm] | T [mm] | $S_d$ [mm] | $L_2$ [mm] | Grit size | | Item no. | Designation |
|---|---|---|---|---|---|---|---|
| 8 | 0.5 | 3 | 35 | D 64 | 1 | 36050806 | DZY-N 8,0-0,5/3 D 64 |
| 14 | 0.5 | 3 | 35 | D 64 | 1 | 36051406 | DZY-N 14,0-0,5/3 D 64 |
| | 1 | 3 | 35 | D 64 | 1 | 36051416 | DZY-N 14,0-1,0/3 D 64 |
| | | | | D 91 | 1 | 36051419 | DZY-N 14,0-1,0/3 D 91 |



*Discontinued product*

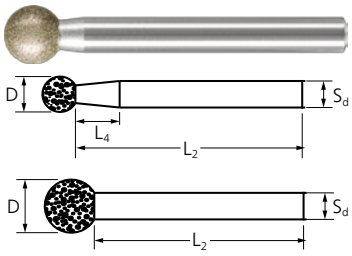


## Ball shape KU

The ball shape KU is often used in manual applications. This shape is well-suited for engraving, contour grinding and deburring tasks.



**Special features:**
- Ideal for work on tungsten carbide.
- No chemical wear thanks to the low working temperatures.
- Longer tool life due to harder diamond grain.

| D [mm] | $S_d$ [mm] | $L_2$ [mm] | $L_4$ [mm] | Grit size | | Item no. | Designation |
|---|---|---|---|---|---|---|---|
| 1 | 3 | 44 | 10 | D 91 | 5 | 36201009 | DKU-A 1,0/3 D 91 |
| | | | | D 126 | 5 | 36201010 | DKU-A 1,0/3 D 126 |
| | | | | D 181 | 5 | *36201018* | DKU-A 1,0/3 D 181 |
| 2 | 3 | 43 | 8 | D 91 | 5 | 36202009 | DKU-A 2,0/3 D 91 |
| | | | | D 126 | 5 | 36202010 | DKU-A 2,0/3 D 126 |
| | | | | D 181 | 5 | *36202018* | DKU-A 2,0/3 D 181 |
| 3 | 3 | 42 | 6 | D 91 | 5 | 36203009 | DKU-A 3,0/3 D 91 |
| | | | | D 126 | 5 | 36203010 | DKU-A 3,0/3 D 126 |
| 4 | 3 | 41 | 5 | D 91 | 5 | 36204009 | DKU-A 4,0/3 D 91 |
| | | | | D 126 | 5 | 36204010 | DKU-A 4,0/3 D 126 |
| | | | | D 181 | 5 | 36204018 | DKU-A 4,0/3 D 181 |
| 5 | 3 | 40 | 2 | D 91 | 5 | 36205009 | DKU-A 5,0/3 D 91 |
| | | | | D 126 | 5 | 36205010 | DKU-A 5,0/3 D 126 |
| | | | | D 181 | 5 | 36205018 | DKU-A 5,0/3 D 181 |
| 6 | 3 | 39 | - | D 91 | 1 | 36206009 | DKU-N 6,0/3 D 91 |
| | | | | D 126 | 1 | 36206010 | DKU-N 6,0/3 D 126 |
| | | | | D 181 | 1 | 36206018 | DKU-N 6,0/3 D 181 |
| 8 | 6 | 52 | 10 | D 126 | 1 | 36208010 | DKU-A 8,0/6 D 126 |
| 10 | 6 | 50 | 5 | D 126 | 1 | 36210010 | DKU-A 10,0/6 D 126 |
| 12 | 6 | 48 | - | D 126 | 1 | 36212010 | DKU-N 12,0/6 D 126 |




## Special shape KU

Often used for deburring plastic profiles in manual applications. This shape is also coated with abrasive grain under the ball-shaped part of the grinding point on the stepped shank. The special shape provides optimum results when machining profiles.

**Special features:**
- Ideal for work on tungsten carbide.
- No chemical wear thanks to the low working temperatures.
- Longer tool life due to harder diamond grain.

| D [mm] | T [mm] | $S_d$ [mm] | $L_2$ [mm] | Grit size | | Item no. | Designation |
|---|---|---|---|---|---|---|---|
| 3 | 10 | 3 | 40 | D 181 | 1 | 36223018 | DKU 3,0-10/3 D 181 |
| 4 | 10 | 3 | 40 | D 181 | 1 | 36224018 | DKU 4,0-10/3 D 181 |



*Discontinued product*




## Cylindrical shape with radius end WR

The cylindrical shape with radius end WR is best suited to manual applications and can be used for a wide variety of deburring and grinding tasks.



**Special features:**
- Ideal for work on tungsten carbide.
- No chemical wear thanks to the low working temperatures.
- Longer tool life due to harder diamond grain.

| D [mm] | T [mm] | $S_d$ [mm] | $L_2$ [mm] | $L_4$ [mm] | Grit size | | Item no. | Designation |
|---|---|---|---|---|---|---|---|---|
| 5 | 18 | 6 | 50 | 5 | D 126 | 1 | 36425026 | DWR-A 5,0-18/6 D 126 |
| | | | | | D 357 | 1 | 36425035 | DWR-A 5,0-18/6 D 357 |
| 6 | 18 | 6 | 50 | 5 | D 126 | 1 | 36426026 | DWR-A 6,0-18/6 D 126 |
| | | | | | D 357 | 1 | 36426035 | DWR-A 6,0-18/6 D 357 |
| 10 | 20 | 6 | 50 | - | D 126 | 1 | 36431026 | DWR-N 10,0-20/6 D 126 |
| | | | | | D 357 | 1 | 36431057 | DWR-N 10,0-20/6 D 357 |

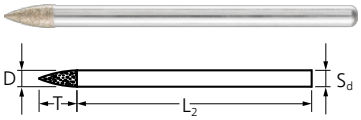


## Pointed tree shape SPG

The pointed tree shape SPG is exceptionally well-suited to machining small holes or bores as well as for engraving work.



**Special features:**
- Ideal for work on tungsten carbide.
- No chemical wear thanks to the low working temperatures.
- Longer tool life due to harder diamond grain.

| D [mm] | T [mm] | $S_d$ [mm] | $L_2$ [mm] | Grit size | | Item no. | Designation |
|---|---|---|---|---|---|---|---|
| 3 | 7 | 3 | 43 | D 126 | 1 | 36443010 | DSPG 3,0-7/3 D 126 |
| | 13 | 3 | 37 | D 126 | 1 | 36443020 | DSPG 3,0-13/3 D 126 |
| 6 | 18 | 6 | 50 | D 126 | 1 | 36443030 | DSPG 6,0-18/6 D 126 |

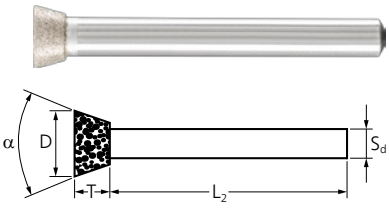


## Cup shape KT

The cup shape KT is ideal for work on profiles, planar surfaces and ledges, without the cylindrical surface being damaged.

**Special features:**
- Ideal for work on tungsten carbide.
- No chemical wear thanks to the low working temperatures.
- Longer tool life due to harder diamond grain.

| D [mm] | T [mm] | α [°] | $S_d$ [mm] | $L_2$ [mm] | Grit size | | Item no. | Designation |
|---|---|---|---|---|---|---|---|---|
| 3 | 7 | 8 | 3 | 43 | D 126 | 1 | 36453010 | DKT 3,0-8°/3 D 126 |

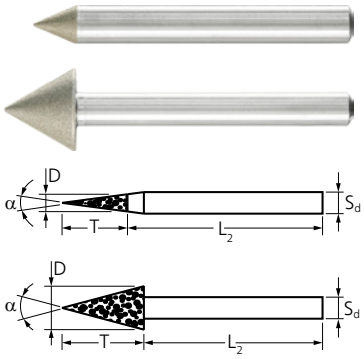


## Conical pointed shape SK

The conical pointed shape SK is exceptionally well-suited to deburring bores, regrinding centring holes and chamfering.



**Special features:**
- Ideal for work on tungsten carbide.
- No chemical wear thanks to the low working temperatures.
- Longer tool life due to harder diamond grain.

| D [mm] | T [mm] | α [°] | $S_d$ [mm] | $L_2$ [mm] | Grit size | | Item no. | Designation |
|---|---|---|---|---|---|---|---|---|
| 6 | 21 | 15 | 6 | 50 | D 64 | 1 | *36476015* | DSK 6,0-15°/6 D 64 |
| | | | | | D 126 | 1 | 36476150 | DSK 6,0-15°/6 D 126 |
| | 11 | 30 | 6 | 50 | D 126 | 1 | 36476030 | DSK 6,0-30°/6 D 126 |
| | 5 | 60 | 6 | 50 | D 64 | 1 | 36476060 | DSK 6,0-60°/6 D 64 |
| | | | | | D 126 | 1 | 36470126 | DSK 6,0-60°/6 D 126 |
| 10 | 9 | 60 | 6 | 50 | D 64 | 1 | 36476104 | DSK 10,0-60°/6 D 64 |
| | | | | | D 126 | 1 | 36476106 | DSK 10,0-60°/6 D 126 |
| | 5 | 90 | 6 | 50 | D 64 | 1 | 36476124 | DSK 10,0-90°/6 D 64 |
| | | | | | D 126 | 1 | 36476126 | DSK 10,0-90°/6 D 126 |
| 15 | 13 | 60 | 6 | 50 | D 64 | 1 | 36476144 | DSK 15,0-60°/6 D 64 |
| | | | | | D 126 | 1 | 36476146 | DSK 15,0-60°/6 D 126 |
| | 7.5 | 90 | 6 | 50 | D 64 | 1 | 36476164 | DSK 15,0-90°/6 D 64 |
| | | | | | D 126 | 1 | 36476166 | DSK 15,0-90°/6 D 126 |



## Diamond grinding point set

The set contains ten diamond grinding points with grit size D 126 in the most common shapes and dimensions. The sturdy plastic box protects the tools against dirt and damage.

**Contents:**
Contains one each of the following diamond grinding points: DZY-A 1,0-4/3 D 126, DZY-A 2,0-4/3 D 126, DZY-N 4,0-5/3 D 126, DZY-N 5,0-5/3 D 126, DZY-N 14,0-1,1/3 D 126, DKU-A 2,0/3 D 126, DKU-A 4,0/3 D 126, DKU-N 6,0/3 D 126, DSPG 3,0-7/3 D 126 and DKT 3,0-8°/3 D 126.

**Special features:**
- Ideal for work on tungsten carbide.
- No chemical wear thanks to the low working temperatures.
- Longer tool life due to harder diamond grain.

| $S_d$ [mm] | Grit size | | Item no. | Designation |
|---|---|---|---|---|
| 3 | D 126 | 1 | 36476067 | D-Set/3 D126 |




## Cylindrical shape ZY/S

Very well suited to removing contamination from small holes in hard-to-reach places. The coating area is flexible thanks to the special tool geometry. Suitable for both manual applications and hand-guided rotating applications.

**Special features:**
- Excellent for grinding out and cleaning small holes.
- To achieve the best results, insert the diamond needle into the hole first and then slowly increase the rotational speed.
- High lateral loads should be avoided to ensure the needles have a long service life.

| D [mm] | T [mm] | $S_d$ [mm] | $L_2$ [mm] | $L_1$ [mm] | Grit size | | Item no. | Designation |
|---|---|---|---|---|---|---|---|---|
| 0.42 | 20 | 3 | 60 | 80 | D 46 | 5 | 36061222 | DZY-A 0.42-20/3 D46 |
| 0.52 | 30 | 3 | 50 | 80 | D 64 | 5 | 36061223 | DZY-A 0.52-30/3 D64 |
| 0.62 | 30 | 3 | 50 | 80 | D 64 | 5 | 36061224 | DZY-A 0.62-30/3 D64 |
| 0.72 | 30 | 3 | 50 | 80 | D 64 | 5 | 36061225 | DZY-A 0.72-30/3 D64 |



## Diamond needle set

The set contains eight diamond needles, split into four pairs. The sturdy plastic box protects the tools against dirt and damage.

**Contents:**
The set comprises two each of the following:
DZY/S 0,42-20/3, D46, DZY/S 0,52-30/3, D64,
DZY/S 0,62-30/3, D64, DZY/S 0,72-30/3 D64.

**Special features:**
- Ideal for work on tungsten carbide.
- No chemical wear thanks to the low working temperatures.
- Longer tool life due to harder diamond grain.

| $S_d$ [mm] | Grit size | | Item no. | Designation |
|---|---|---|---|---|
| 3 | fine | 1 | 36476059 | D-Set/3 D46/64 |

# Diamond grinding discs



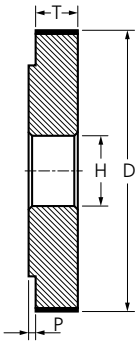


## Grinding discs 1A1

Diamond grinding discs are intended for use on stationary machines. They have an additional centring shoulder which allows them to be accurately mounted and aligned on the machine spindle. Combined with a stable mandrel, these tools are ideal for work in deep-set or long bores.



**Special features:**
- Ideal for work on tungsten carbide.
- No chemical wear thanks to the low working temperatures.
- Longer tool life due to harder diamond grain.

| D [mm] | T [mm] | H [mm] | P [mm] | Grit size | | Item no. | Designation |
|---|---|---|---|---|---|---|---|
| 20 | 10 | 8 | 2 | D 151 | 1 | *36622015* | D1A1 20-10-8 D 151 |
| 30 | 10 | 10 | 2 | D 151 | 1 | 36623015 | D1A1 30-10-10 D 151 |
| 40 | 10 | 10 | 2 | D 151 | 1 | 36624015 | D1A1 40-10-10 D 151 |
| 50 | 10 | 10 | 2 | D 151 | 1 | 36625015 | D1A1 50-10-10 D 151 |



*Discontinued product*

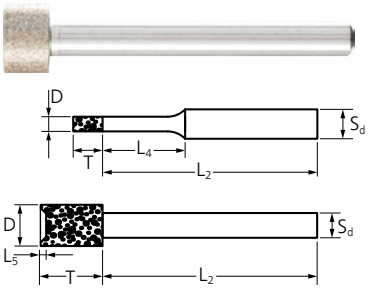


## Cylindrical shape ZY

The cylindrical shape ZY is suitable for grinding bores, radii and contours in stationary or manual applications.



**Special features:**
- Ideal for work on hardened steel.
- No chemical wear thanks to the low working temperatures.

| D [mm] | T [mm] | $S_d$ [mm] | $L_2$ [mm] | $L_4$ [mm] | Grit size | | Item no. | Designation |
|---|---|---|---|---|---|---|---|---|
| 0.5 | 2 | 3 | 38 | 5 | B 64 | 5 | 36100506 | BZY-A 0,5-2/3 B 64 |
| 0.8 | 2 | 3 | 38 | 5 | B 64 | 5 | 36100806 | BZY-A 0,8-2/3 B 64 |
| 1 | 4 | 3 | 36 | 9 | B 64 | 5 | 36101006 | BZY-A 1,0-4/3 B 64 |
| | | | | | B 126 | 5 | 36101010 | BZY-A 1,0-4/3 B 126 |
| 1.2 | 4 | 3 | 36 | 9 | B 126 | 5 | 36101210 | BZY-A 1,2-4/3 B126 |
| 1.4 | 4 | 3 | 36 | 9 | B 126 | 5 | 36101410 | BZY-A 1,4-4/3 B 126 |
| 1.6 | 4 | 3 | 36 | 10 | B 126 | 5 | 36101610 | BZY-A 1,6-4/3 B 126 |
| 1.8 | 4 | 3 | 36 | 10 | B 126 | 5 | *36101810* | BZY-A 1,8-4/3 B 126 |
| 2 | 4 | 3 | 36 | 10 | B 64 | 5 | 36102006 | BZY-A 2,0-4/3 B 64 |
| | | | | | B 126 | 5 | 36102010 | BZY-A 2,0-4/3 B 126 |
| 2.2 | 4 | 3 | 36 | 14 | B 126 | 5 | *36102210* | BZY-A 2,2-4/3 B 126 |
| 2.4 | 4 | 3 | 36 | 14 | B 64 | 5 | *36102406* | BZY-A 2,4-4/3 B 64 |
| | | | | | B 126 | 5 | 36102410 | BZY-A 2,4-4/3 B 126 |
| 2.6 | 4 | 3 | 36 | 14 | B 64 | 5 | *36102606* | BZY-A 2,6-4/3 B 64 |
| | | | | | B 126 | 5 | 36102610 | BZY-A 2,6-4/3 B 126 |
| 2.8 | 4 | 3 | 36 | 14 | B 126 | 5 | *36102810* | BZY-A 2,8-4/3 B 126 |
| 3 | 4 | 3 | 36 | 19 | B 64 | 5 | 36103006 | BZY-A 3,0-4/3 B 64 |
| | | | | | B 126 | 5 | 36103010 | BZY-A 3,0-4/3 B 126 |
| 3.5 | 5 | 3 | 45 | - | B 64 | 5 | 36103506 | BZY-N 3,5-5/3 B 64 |
| | | | | | B 126 | 5 | 36103510 | BZY-N 3,5-5/3 B 126 |
| 4 | 5 | 3 | 45 | - | B 126 | 5 | 36104010 | BZY-N 4,0-5/3 B 126 |
| 4.5 | 5 | 3 | 45 | - | B 126 | 5 | 36104510 | BZY-N 4,5-5/3 B 126 |
| 5 | 5 | 3 | 45 | - | B 64 | 5 | 36105006 | BZY-N 5,0-5/3 B 64 |
| | | | | | B 126 | 5 | 36105010 | BZY-N 5,0-5/3 B 126 |
| 5.5 | 6 | 3 | 44 | - | B 126 | 5 | 36105510 | BZY-N 5,5-6/3 B 126 |
| 6 | 6 | 6 | 54 | 19 | B 126 | 1 | 36106010 | BZY-A 6,0-6/6 B 126 |
| 7 | 8 | 6 | 52 | - | B 126 | 1 | 36107010 | BZY-N 7,0-8/6 B 126 |
| 8 | 8 | 6 | 52 | - | B 126 | 1 | 36108010 | BZY-N 8,0-8/6 B 126 |
| 9 | 8 | 6 | 52 | - | B 126 | 1 | *36109010* | BZY-N 9,0-8/6 B 126 |
| 10 | 8 | 6 | 52 | - | B 126 | 1 | 36110010 | BZY-N 10,0-8/6 B 126 |
| 12 | 8 | 6 | 52 | - | B 126 | 1 | 36112010 | BZY-N 12,0-8/6 B 126 |
| 13 | 10 | 6 | 50 | - | B 126 | 1 | *36113010* | BZY-N 13,0-10/6 B 126 |
| 14 | 10 | 6 | 50 | - | B 126 | 1 | 36114010 | BZY-N 14,0-10/6 B 126 |
| 15 | 10 | 6 | 50 | - | B 126 | 1 | 36115010 | BZY-N 15,0-10/6 B 126 |
| 18 | 10 | 6 | 50 | - | B 126 | 1 | 36118010 | BZY-N 18,0-10/6 B 126 |
| 20 | 10 | 6 | 50 | - | B 126 | 1 | 36120010 | BZY-N 20,0-10/6 B 126 |
| 15 | 10 | 10 | 110 | - | B 126 | 1 | 36115110 | BZY-N 15,0-10/10 B 126 |



*Discontinued product*

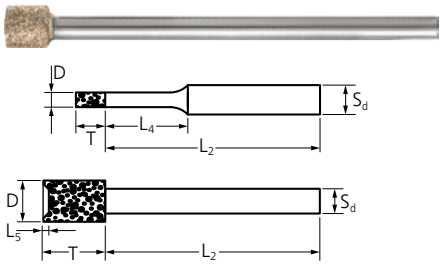


## Cylindrical points with tungsten carbide shank

Cylindrical mounted points with tungsten carbide shanks are used for internal grinding on stationary machines. In internal grinding applications, tools with a tungsten carbide shank offer higher stock removal rates, superior surfaces and more precise shape and position tolerances.

**Special features:**
- Ideal for work on hardened steel.
- No chemical wear thanks to the low working temperatures.

| D [mm] | T [mm] | $S_d$ [mm] | $L_2$ [mm] | $L_4$ [mm] | Grit size | | Item no. | Designation |
|---|---|---|---|---|---|---|---|---|
| 4 | 5 | 3 | 43 | - | B 151 | 1 | 36154515 | BZY-N 4,0-5/3 HM B 151 |
| 6 | 6 | 6 | 98 | 19 | B 151 | 1 | 36136615 | BZY-A 6,0-6/6 HM B 151 |
| 8 | 8 | 6 | 98 | - | B 151 | 1 | 36158815 | BZY-N 8,0-8/6 HM B 151 |
| 12 | 8 | 6 | 98 | - | B 151 | 1 | 36161151 | BZY-N 12,0-8/6 HM B 151 |

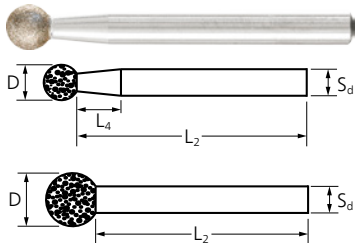


## Ball shape KU

Spherical shape CBN grinding points are often used for engraving, contours and deburring work.

**Special features:**
- Ideal for work on hardened steel.
- No chemical wear thanks to the low working temperatures.

| D [mm] | $S_d$ [mm] | $L_2$ [mm] | $L_4$ [mm] | Grit size | | Item no. | Designation |
|---|---|---|---|---|---|---|---|
| 1 | 3 | 44 | 10 | B 126 | 5 | 36301010 | BKU-A 1,0/3 B 126 |
| 2 | 3 | 43 | 8 | B 126 | 5 | 36302010 | BKU-A 2,0/3 B 126 |
| 3 | 3 | 42 | 6 | B 64 | 5 | *36303006* | BKU-A 3,0/3 B 64 |
| | | | | B 126 | 5 | 36303010 | BKU-A 3,0/3 B 126 |
| 4 | 3 | 41 | 5 | B 126 | 5 | 36304010 | BKU-A 4,0/3 B 126 |
| 5 | 3 | 40 | 2 | B 126 | 5 | 36305010 | BKU-A 5,0/3 B 126 |
| 6 | 3 | 39 | - | B 126 | 1 | 36306010 | BKU-N 6,0/3 B 126 |
| 8 | 6 | 52 | 10 | B 126 | 1 | 36308010 | BKU-A 8,0/6 B 126 |
| 10 | 6 | 50 | 5 | B 126 | 1 | 36310010 | BKU-A 10,0/6 B 126 |
| 12 | 6 | 48 | - | B 126 | 1 | 36312010 | BKU-N 12,0/6 B 126 |

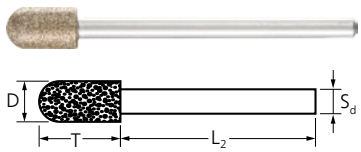


## Cylindrical shape with radius end WR

The cylindrical shape with radius end WR is best suited to manual applications and can be used for a wide variety of deburring and grinding tasks.

**Special features:**
- Ideal for work on hardened steel.
- No chemical wear thanks to the low working temperatures.

| D [mm] | T [mm] | $S_d$ [mm] | $L_2$ [mm] | Grit size | | Item no. | Designation |
|---|---|---|---|---|---|---|---|
| 5 | 10 | 3 | 40 | B 126 | 1 | 36525010 | BWR-N 5,0-10/3 B 126 |
| 6 | 10 | 3 | 40 | B 126 | 1 | 36526010 | BWR-N 6,0-10/3 B 126 |



*Discontinued product*

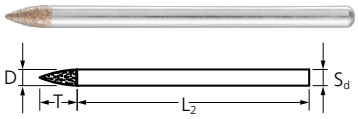


## Pointed tree shape SPG

The pointed tree shape SPG is exceptionally well-suited to machining small holes or bores as well as for engraving work.

**Special features:**
- Ideal for work on hardened steel.
- No chemical wear thanks to the low working temperatures.

| D [mm] | T [mm] | $S_d$ [mm] | $L_2$ [mm] | Grit size | | Item no. | Designation |
|---|---|---|---|---|---|---|---|
| 3 | 7 | 3 | 43 | B 126 | 1 | 36543010 | BSPG 3,0-7/3 B 126 |
| 6 | 18 | 6 | 50 | B 126 | 1 | 36546010 | BSPG 6,0-18/6 B 126 |

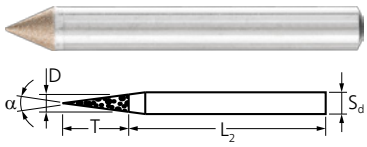


## Conical pointed shape SK

The conical pointed shape SK is exceptionally well-suited to deburring bores, regrinding centring holes and chamfering.

**Special features:**
- Ideal for work on hardened steel.
- No chemical wear thanks to the low working temperatures.

| D [mm] | T [mm] | α [°] | $S_d$ [mm] | $L_2$ [mm] | Grit size | | Item no. | Designation |
|---|---|---|---|---|---|---|---|---|
| 6 | 7 | 45 | 6 | 50 | B 64 | 1 | 36576045 | BSK 6,0-45°/6 B 64 |
| | 5 | 60 | 6 | 50 | B 64 | 1 | 36576060 | BSK 6,0-60°/6 B 64 |

# CBN grinding discs



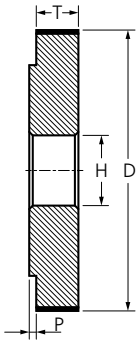


## Grinding discs 1A1

CBN grinding discs are intended for use on stationary machines. They have an additional centring shoulder which allows them to be accurately mounted and aligned on the machine spindle. Combined with a stable mandrel, these tools are ideal for work in deep-set or long bores.



**Special features:**
- Ideal for work on hardened steel.
- No chemical wear thanks to the low working temperatures.

| D [mm] | T [mm] | H [mm] | P [mm] | Grit size | | Item no. | Designation |
|---|---|---|---|---|---|---|---|
| 20 | 10 | 8 | 2 | B 151 | 1 | 36722015 | B1A1 20-10-8 B 151 |
| 30 | 10 | 10 | 2 | B 151 | 1 | 36723015 | B1A1 30-10-10 B 151 |
| 50 | 10 | 10 | 2 | B 151 | 1 | 36725015 | B1A1 50-10-10 B 151 |

# Diamond and CBN tools – electroplated bond
## Diamond cut-off wheels

PFERD TOOLS



### Shape D (continuous coating)

The continuous coating is particularly suitable for very fine separating cuts.



### Shape G (with protective segments)

The continuous coating with protective segments facilitates optimum free-cutting.



### Shape S 2 (segmented)

The segmentation allows particularly good chip removal.




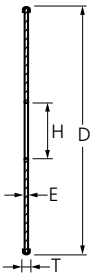


### Diamond cut-off wheels

Electroplated diamond cut-off wheels are used for cutting hard materials such as tungsten carbide or ceramics and fibre-reinforced plastics (GRP/CRP).



**Special features:**

- Ideal for work on hardened steel.
- No chemical wear thanks to the low working temperatures.
- Longer tool life due to harder diamond grain.

5

| D [mm] | T [mm] | E [mm] | H [mm] | Shape | Protective seg. per side | Grit size | | Item no. | Designation |
|---|---|---|---|---|---|---|---|---|---|
| **Hard materials, e.g. glass, ceramic or tungsten carbide** | | | | | | | | | |
| 22 | 0.5 | 0.3 | 1.7 | D | no | D 64 | 1 | 68402206 | D1A1R 22-0,5-1,7 D 64 GAD |
| 30 | 1 | 0.6 | 10 | D | no | D 151 | 1 | 68403015 | D1A1R 30-1-10 D 151 GAD |
| 40 | 1 | 0.6 | 10 | D | no | D 151 | 1 | 68404015 | D1A1R 40-1-10 D 151 GAD |
| 50 | 1.4 | 1 | 6 | D | no | D 151 | 1 | 68405015 | D1A1R 50-1,4-6 D 151 GAD |
| | | | 10 | D | no | D 151 | 1 | 68405025 | D1A1R 50-1,4-10 D 151 GAD |
| 125 | 1.4 | 1 | 20 | D | no | D 151 | 1 | 68412115 | D1A1R 125-1,4-20 D 151 GAD |
| **Fibre-reinforced plastics (GRP and CRP) as well as pre-sintered and green ceramic** | | | | | | | | | |
| 50 | 2 | 1 | 6 | D | no | D 357 | 1 | 68405064 | D1A1R 50-2-6 D 357 GAD |
| | | | | G | 3 | D 357 | 1 | 68405063 | D1A1R 50-2-6 D 357 GAG |
| | | | 10 | D | no | D 357 | 1 | 68405164 | D1A1R 50-2-10 D 357 GAD |
| | | | | G | 3 | D 357 | 1 | 68405163 | D1A1R 50-2-10 D 357 GAG |
| 75 | 2 | 1 | 10 | D | no | D 357 | 1 | 68407503 | D1A1R 75-2-10 D 357 GAD |
| | | | | G | 3 | D 357 | 1 | 68407103 | D1A1R 75-2-10 D 357 GAG |
| 100 | 2 | 1 | 22.23 | D | no | D 427 | 1 | 68410237 | D1A1R 100-2-22,23 D 427 GAD |
| | | | | G | 3 | D 427 | 1 | 68410238 | D1A1R 100-2-22,23 D 427 GAG |
| 115 | 2 | 1 | 22.23 | D | no | D 427 | 1 | 68411237 | D1A1R 115-2-22,23 D 427 GAD |
| | | | | G | 3 | D 427 | 1 | 68411238 | D1A1R 115-2-22,23 D 427 GAG |
| 125 | 2 | 1 | 22.23 | D | no | D 427 | 1 | 68412237 | D1A1R 125-2-22,23 D 427 GAD |
| | | | | G | 3 | D 427 | 1 | 68412238 | D1A1R 125-2-22,23 D 427 GAG |
| 178 | 2 | 1 | 22.23 | D | no | D 427 | 1 | 68417838 | D1A1R 178-2-22,23 D 427 GAD |
| 230 | 2.5 | 1.5 | 22.23 | S2 | no | D 427 | 1 | 68423227 | D1A1RSS 230-2,5-22,23 D 427 GAS2 |
| 250 | 2.5 | 1.5 | 22.23 | S2 | no | D 427 | 1 | 68425037 | D1A1RSS 250-2,5-22,23 D 427 GAS2 |
| 300 | 2.5 | 1.5 | 30 | S2 | no | D 427 | 1 | 68430037 | D1A1RSS 300-2,5-30,0 D 427 GAS2 |
| 350 | 2.8 | 1.8 | 30 | S2 | no | D 427 | 1 | 68435037 | D1A1RSS 350-2,8-30,0 D 427 GAS2 |
| 400 | 3.8 | 2.8 | 30 | S2 | no | D 427 | 1 | 68440137 | D1A1RSS 400-3,8-30,0 D 427 GAS2 |

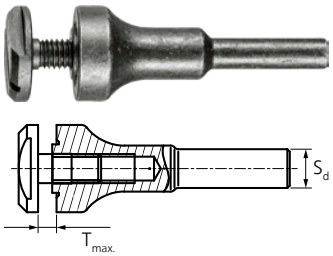


## Arbor for diamond cut-off wheels

Accessory for mounting diamond cut-off wheels up to and including a diameter of 75 mm.

| $S_d$ [mm] | Suitable for hole diameter [mm] | $T_{max.}$ [mm] | Max. RPM [mm] | | Item no. | Designation |
|---|---|---|---|---|---|---|
| 3 | 1.7 | 1 | 28,000 | 1 | 68400317 | BO 3/1,7 1 |
| 6 | 10 | 3 | 30,000 | 1 | 33512040 | BO 6/10 3 |
| 8 | 10 | 3 | 30,000 | 1 | 33513900 | BO 8/10 3 |

# Diamond cut-off wheels and grinding points for foundries




## Diamond cut-off wheels for grey and nodular cast iron

Electroplated diamond cut-off wheels with grit size D 852 are exceptionally well-suited to machining grey cast iron and nodular cast iron (GG and GGG or GJL and GJS) as well as for use in robots. They have a very long tool life.



**Special features:**

- Ideal for work on deep areas because of the constant tool diameter.
- Easy and quick elimination of metal contamination.
- Minimized dust formation due to the monolayer coating and coarse chips.

| D [mm] | T [mm] | E [mm] | H [mm] | Shape | Protective seg. per side | Grit size | | Item no. | Designation |
|---|---|---|---|---|---|---|---|---|---|
| **Grey and nodular cast iron (GG and GGG or GJL and GJS)** | | | | | | | | | |
| 230 | 3.8 | 1.8 | 22.23 | D | no | D 852 | 1 | 68423228 | D1A1R 230-3,8-22,23 D 852 GAD |
| 400 | 4.5 | 2.5 | 40 | D | no | D 852 | 1 | 68440037 | D1A1R 400-4,5-40,0 D 852 GAD |




## Diamond grinding points for grey and nodular cast iron

Diamond grinding points with grit size D 852 are exceptionally well-suited to machining grey cast iron and nodular cast iron (GG and GGG or GJL and GJS). They have an outstanding tool life.



- Easy and quick elimination of metal contamination thanks to diamond as a superhard abrasive.
- Lower dust load due to the dimensional stability of the grinding tool (no tool wear).

**Special features:**
- Fast, aggressive grinding with maximum stock removal rate.

| Image | D [mm] | T [mm] | $S_d$ [mm] | $L_2$ [mm] | Grit size | | Item no. | Designation |
|---|---|---|---|---|---|---|---|---|
| **Cylindrical shape ZY** | | | | | | | | |
| ① | 16 | 30 | 8 | 40 | D 852 | 1 | 36015019 | DZY-N 16-30/8 D 852 |
| | 20 | 30 | 8 | 40 | D 852 | 1 | 36015020 | DZY-N 20-30/8 D 852 |
| | 24 | 30 | 8 | 40 | D 852 | 1 | 36015022 | DZY-N 24-30/8 D 852 |
| | 45 | 6.5 | 8 | 40 | D 852 | 1 | 36803965 | DZY-N 45-6,5/8 D 852 |
| **Cylindrical shape with radius end WR** | | | | | | | | |
| ② | 10 | 20 | 6 | 40 | D 852 | 1 | 36476061 | DWR-N 10-20/6 D 852 |
| | 12 | 25 | 6 | 40 | D 852 | 1 | 36476062 | DWR-N 12-25/6 D 852 |
| | 16 | 25 | 8 | 40 | D 852 | 1 | 36476063 | DWR-N 16-25/8 D 852 |
| | 20 | 30 | 8 | 40 | D 852 | 1 | 36476068 | DWR-N 20-30/8 D 852 |
| | 24 | 30 | 8 | 40 | D 852 | 1 | 36476069 | DWR-N 24-30/8 D 852 |
| **Flame-shaped B** | | | | | | | | |
| ③ | 16 | 35 | 8 | 40 | D 852 | 1 | 36803966 | DB-N 16-35/8 D 852 |
| **Conical shape KEL** | | | | | | | | |
| ④ | 12 | 25 | 6 | 40 | D 852 | 1 | 36476071 | DKEL-N 12-25/6 D 852 |
| | 16 | 30 | 8 | 40 | D 852 | 1 | 36476064 | DKEL-N 16-30/8 D 852 |
| | 20 | 30 | 8 | 40 | D 852 | 1 | 36476070 | DKEL-N 20-30/8 D 852 |
| | 24 | 30 | 8 | 40 | D 852 | 1 | 36476072 | DKEL-N 24-30/8 D 852 |
| **Tree shape with radius end RBF** | | | | | | | | |
| ⑤ | 12 | 25 | 6 | 40 | D 852 | 1 | 36476065 | DRBF-N 12-25/6 D 852 |
| | 16 | 30 | 8 | 40 | D 852 | 1 | 36476066 | DRBF-N 16-30/8 D 852 |
| | 20 | 30 | 8 | 40 | D 852 | 1 | 36476073 | DRBF-N 20-30/8 D 852 |
| **Oval shape TRE** | | | | | | | | |
| ⑥ | 16 | 25 | 8 | 40 | D 852 | 1 | 36803967 | DTRE-N 16-25/8 D852 |




## CC-GRIND SOLID DIAMOND

The CC-GRIND SOLID DIAMOND diamond grinding disc has been specially developed for applications on hard materials which cannot be machined with conventional tools made of aluminium oxide or silicon carbide.



**Special features:**
- Fast, aggressive grinding with maximum stock removal rate.
- Easy and quick elimination of metal contamination thanks to diamond as a superhard abrasive.
- Lower dust load due to the dimensional stability of the grinding tool (no tool wear).

| D [mm] | H [mm] | Grit size | Max. RPM | | Item no. | Designation |
|---|---|---|---|---|---|---|
| **Integrated clamping flange set SFS CC-GRIND SOLID/FLEX 115/125 M14** | | | | | | |
| 115 | 22.23 | D 852 | 13,300 | 1 | 36611585 | CC-GRIND SOLID DIAMOND 115-22.23 D 852 |
| 125 | 22.23 | D 427 | 12,200 | 1 | 36612542 | CC-GRIND SOLID DIAMOND 125-22.23 D 427 |
| | | D 852 | 12,200 | 1 | 36612585 | CC-GRIND SOLID DIAMOND 125-22.23 D 852 |

## Diamond grinding discs DUODISC DIAMOND




### DUODISC DIAMOND

The DUODISC DIAMOND diamond grinding disc is exceptionally well-suited to machining grey cast iron and nodular cast iron (GG and GGG or GJL and GJS). Ideal for roughing and deburring work in fettling shops. The coating geometry enables small feeders and risers to be separated.



**Special features:**
- Constant tool diameter.
- Reduced tool change times thanks to long tool life.
- Dust is minimized as the tool does not wear away.

| D [mm] | H [mm] | Grit size | Max. RPM | | Item no. | Designation |
|---|---|---|---|---|---|---|
| 125 | 22.23 | D 852 | 12,200 | 1 | 36803644 | DUODISC DIAMOND 125-22.23 D852 |
| 150 | 22.23 | D 852 | 10,200 | 1 | 36803860 | DUODISC DIAMOND 150-22.23 D852 |



## Diamond sabre saw blades

Diamond sabre saw blades are suitable for work on fibre-reinforced plastics (GRP/CRP). Flexible cutting line for producing a wide range of geometries, plus a long tool life. Suitable for cutting out holes and for cutting.



| Total length [mm] | Total width [mm] | Coating length [mm] | Grit size | | Item no. | Designation |
|---|---|---|---|---|---|---|
| 75 | 2 | 50 | D 357 | 1 | 15600571 | DIA-SSB 50/75 D 357 |
| 100 | 2 | 75 | D 357 | 1 | 15600791 | DIA-SSB 75/100 D 357 |

# Diamond and CBN tools – resinoid bond
## Customer-specific tool solutions

In addition to the standard resinoid-bonded diamond and CBN grinding tools available from stock, customer-specific tool solutions are also possible. In your request, please specify the material to be worked, the application and the tool drive.

In the following tables, all the available shapes and dimensions are shown. For dimensions separated by slashes, please select the desired dimension.

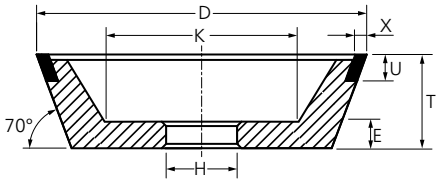


### Explanation of the abbreviations

- α = Mount angle
- D [mm] = Outer diameter
- E [mm] = Bottom thickness
- H [mm] = Bore diameter
- J [mm] = Smaller diameter
- K [mm] = Internal diameter
- L2 [mm] = Shank length
- L4 [mm] = Reduced diameter length
- R [mm] = Radius
- S1 [mm] = Reduced diameter
- Sd [mm] = Shank diameter
- T [mm] = Total width
- U [mm] = Coating width
- W [mm] = Mounted point width
- X [mm] = Usable abrasive coating thickness

### Shape 1A1

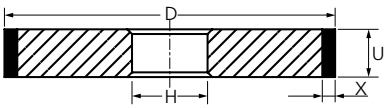


| D [mm] | U [mm] | X [mm] | H [mm] |
|---|---|---|---|
| 50 | 4 / 6 / 8 / 10 / 12 | 3 / 4 / 5 / 6 | Please specify |
| 75 | 6 / 8 / 10 / 12 | 3 / 4 / 5 / 6 | |
| 100 | 6 / 8 / 10 / 12 | 3 / 4 / 5 / 6 | |
| 125 | 8 / 10 / 12 / 15 | 3 / 4 / 5 / 6 | |
| 150 | 8 / 10 / 12 / 15 / 20 | 3 / 4 / 5 / 6 | |
| 175 | 10 / 12 / 15 / 20 | 3 / 4 / 5 | |
| 200 | 12 / 15 / 20 / 25 / 30 | 3 / 4 / 5 / 6 | |
| 225 | 12 / 15 / 20 | 3 / 4 / 5 | |
| 250 | 15 / 20 / 25 / 30 / 40 / 50 | 3 / 4 / 5 | |
| 300 | 15 / 20 / 25 / 30 / 40 / 50 | 3 / 4 / 5 / 6 | |
| 350 | 20 / 25 / 30 / 40 / 50 | 3 / 4 / 5 / 6 | |
| 400 | 25 / 30 / 40 / 50 | 3 / 4 / 5 / 6 | |
| 450 | 25 / 30 / 40 / 50 | 3 / 4 / 5 / 6 | |
| 500 | 30 / 40 / 50 | 3 / 4 / 5 / 6 | |
| 600 | 35 / 40 | 3 / 5 | |

**Ordering example: 1A1 200-20-4-127 D 126 PHN C 75**

### Shape 4A2

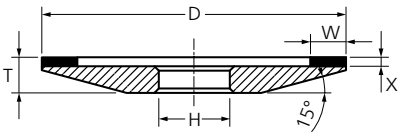


| D [mm] | W [mm] | X [mm] | H [mm] | T - X [mm] |
|---|---|---|---|---|
| 50 | 3 / 5 | 2 / 3 / 4 | Please specify | 5 |
| 75 | 3 / 5 | | | 5 |
| 100 | 3 / 4 / 5 / 6 / 8 / 10 | | | 6 |
| 125 | 3 / 4 / 5 / 6 / 8 / 10 | | | 7 |
| 150 | 3 / 4 / 5 / 6 / 8 / 10 / 12.5 | | | 9 |

**Ordering example: 4A2 100-4-2-20 D 64 PHT C 50**

### Shape 1FF1

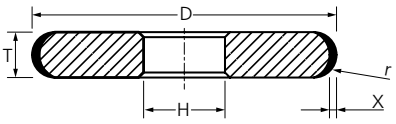


| D [mm] | T [mm] | X [mm] | R [mm] | H [mm] |
|---|---|---|---|---|
| 50 | 6 | 2 | 3 | Please specify |
| | 8 | | 4 | |
| | 10 | | 5 | |
| 75 | 6 | | 3 | |
| | 8 | | 4 | |
| | 10 | | 5 | |
| 100 | 6 | | 3 | |
| | 8 | | 4 | |
| | 10 | | 5 | |
| | 12 | | 6 | |
| 125 | 6 | | 3 | |
| | 8 | | 4 | |
| | 10 | | 5 | |
| | 12 | | 6 | |
| 150 | 6 | | 3 | |
| | 8 | | 4 | |
| | 10 | | 5 | |
| | 12 | | 6 | |

**Ordering example: 1FF1 150-8/4R-2-32 D 126 PHN C 75**

### Shape 4BT9

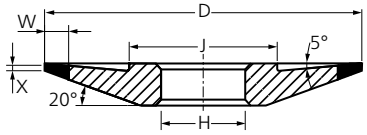


| D [mm] | W [mm] | X [mm] | H [mm] | T [mm] | J [mm] |
|---|---|---|---|---|---|
| 75 | 6 | 1 | Please specify | 8 | 36 |
| 100 | 6 / 10 | 1 | | 10 | 50 |
| 125 | 6 / 10 | 1 | | 12 | 65 |
| 150 | 6 / 10 | 1 | | 15 | 80 |

**Ordering example: 4BT9 100-6-1-20 D 126 PHN C 75**

Other dimensions on request!

## Shape 1A1W

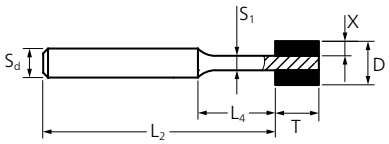


| D [mm] | T [mm] | X [mm] | $S_d$ [mm] | $L_2$ [mm] | $S_1$ [mm] | $L_4$ [mm] |
|---|---|---|---|---|---|---|
| 3 | 6 | 0.75 | 3 | 60 | 1.5 | 8 |
| 4 | 6 | 1 | 3 | 60 | 2 | 8 |
| 5 | 6 | 1.5 | 3 | 60 | 2 | 8 |
| 6 | 6 | 1.5 | 6 | 60 | 3 | 8 |
| 6 | 8 | 1.5 | 6 | 60 | 3 | 10 |
| 7 | 6 | 2 | 6 | 60 | 3 | 8 |
| 8 | 6 | 2 | 6 | 60 | 4 | 8 |
| 8 | 10 | 2 | 6 | 60 | 4 | 12 |
| 9 | 6 | 2 | 6 | 60 | 5 | 8 |

**Ordering example: 1A1W 8-6-2-6-60-4-8 D 91 PHNT C 100**

## Shape 1A1R

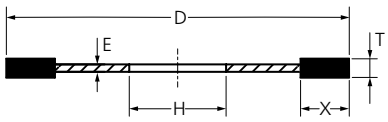


| D [mm] | T [mm] | X [mm] | H [mm] | E [mm] |
|---|---|---|---|---|
| 75 | 1 | 5 | H ≥ 20 mm | 0,8 |
| 100 | 1 | 5 | Please specify | 0,8 |
| 125 | 1 | 5 | | 0,8 |
| 150 | 1 | 7 | | 0,8 |
| 175 | 1.2 | 7 | | 0,9 |
| 200 | 1.2 | 7 | | 0,9 |

**Ordering example: 1A1R 150-1-7-20 D 151 PHT C 75**

## Shape 1V1

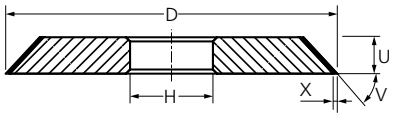


| D [mm] | U [mm] | X [mm] | V | H [mm] |
|---|---|---|---|---|
| 50 | 6 / 8 | 3 / 4 | 20° to 89° | Please specify |
| 75 | 6 / 8 / 10 | | Please specify | |
| 100 | 8 / 10 | | | |
| 125 | 8 / 10 | | | |
| 150 | 8 / 10 | | | |
| 175 | 10 | | | |
| 200 | 12 / 15 | | | |
| 250 | 15 / 20 | | | |
| 300 | 15 / 20 | | | |

**Ordering example: 1V1 150-8-3/60°-32 B 126 PHN C 75**

## Shape 1A1W

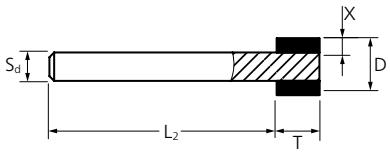


| D [mm] | T [mm] | X [mm] | $S_d$ [mm] | $L_2$ [mm] |
|---|---|---|---|---|
| 10 | 6 | 2 | 6 | 60 |
| | 10 | 2 | 6 | 60 |
| 12 | 6 | 2 | 6 | 60 |
| | 10 | 2 | 6 | 60 |
| 15 | 6 | 2 | 6 | 60 |
| | 10 | 2 | 6 | 60 |
| 18 | 6 | 2 | 6 | 60 |
| | 10 | 2 | 6 | 60 |
| 20 | 6 | 2 | 6 | 60 |
| | 10 | 2 | 6 | 60 |

**Ordering example: 1A1W 15-10-2-6-60 D 91 PHNT C 100**

## Shape 6A2

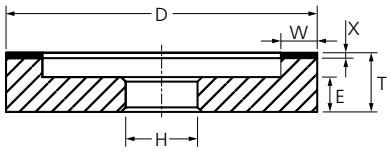


| D [mm] | W [mm] | X [mm] | H [mm] | T - X [mm] | E [mm] |
|---|---|---|---|---|---|
| 50 | 3 / 5 | 2 / 3 / 4 | Please specify | 20 | 10 |
| 75 | 3 / 5 / 10 | | | 20 | 10 |
| 100 | 5 / 8 / 10 / 12.5 / 15 | | | 20 | 10 |
| 125 | 4 / 6 / 8 / 10 / 12.5 / 15 / 20 / 25 | | | 23 | 10 |
| 150 | 6 / 8 / 10 / 12.5 / 15 / 20 / 25 | | | 23 | 10 |

**Ordering example: 6A2 125-10-2-20 D 126 PHT C 50**

## Shape 6A9

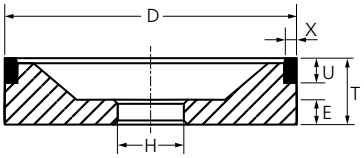


| D [mm] | X [mm] | U [mm] | H [mm] | T [mm] | E [mm] |
|---|---|---|---|---|---|
| 75 | 1.5 | 6 / 10 | Please specify | 25 | 10 |
| | 2 | 6 / 10 | | 25 | 10 |
| | 3 | 6 / 10 | | 25 | 10 |
| 100 | 1.5 | 6 / 10 | | 30 | 10 |
| | 2 | 6 / 10 | | 30 | 10 |
| | 3 | 6 / 10 | | 30 | 10 |
| 125 | 1.5 | 6 / 10 | | 30 | 10 |
| | 2 | 6 / 10 | | 30 | 10 |
| | 3 | 6 / 10 | | 30 | 10 |
| 150 | 1.5 | 6 / 10 | | 35 | 10 |
| | 2 | 6 / 10 | | 35 | 10 |
| | 3 | 6 / 10 | | 35 | 10 |

**Ordering example: 6A9 100-2-10-20 D 126 PHN C 100**

Other dimensions on request!

## Shape 9A3

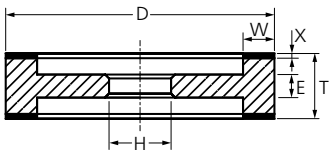


| D [mm] | W [mm] | X [mm] | T [mm] | H [mm] | E [mm] |
|---|---|---|---|---|---|
| 100 | 6 / 8 / 10 | 2 / 3 | 22 | Please specify | 10 |
| 125 | 6 / 8 / 10 | | 22 | | 10 |
| 150 | 4 / 6 / 8 / 10 / 15 | | 25 / 35 | | 14 |
| 175 | 3 / 4 / 6 / 8 / 10 / 15 | | 25 / 35 | | 14 |
| 200 | 8 / 10 / 15 | | 30 | | 18 |

**Ordering example: 9A3 150-8-2-25-20 D 64 PHN C 75**

## Shape 11A2

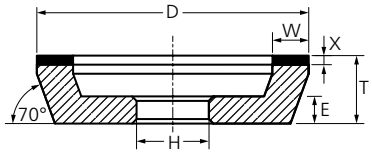


| D [mm] | W [mm] | X [mm] | H [mm] | T - X [mm] | E [mm] |
|---|---|---|---|---|---|
| 50 | 3 / 6 | 2 / 3 / 4 | Please specify | 20 | 8 |
| 75 | 3 / 6 / 10 | | | 20 | 10 |
| 100 | 4 / 6 / 8 / 10 | | | 20 | 10 |
| 125 | 5 / 6 / 8 / 10 / 12.5 / 15 | | | 23 | 10 |
| 150 | 6 / 8 / 10 / 12.5 / 15 | | | 23 | 10 |
| 175 | 6 / 10 / 12.5 / 15 | | | 25 | 12 |

**Ordering example: 11A2 125-10-2-20 D 126 PHT C 50**

## Shape 11V9

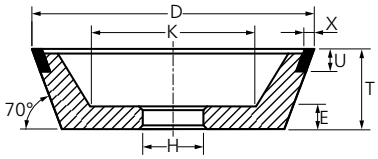


| D [mm] | X [mm] | U [mm] | H [mm] | T [mm] | E [mm] | K [mm] |
|---|---|---|---|---|---|---|
| 50 | 2 | 10 | Please specify | 30 | 10 | 22 |
| 75 | 1.5 / 2 / 3 | 10 | | 30 | 10 | 41 |
| 100 | 1.5 / 2 / 3 | 10 | | 35 | 10 | 60 |
| 125 | 1.5 / 2 / 3 | 10 | | 40 | 10 | 75 |
| 150 | 1.5 / 2 / 3 | 10 | | 50 | 10 | 89 |

**Ordering example: 11V9 100-2-10-20 D 126 PHT C 75**

## Shape 12V9

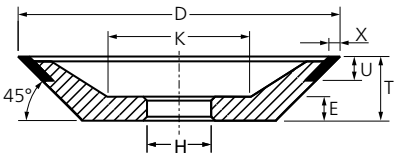


| D [mm] | X [mm] | U [mm] | H [mm] | T [mm] | E [mm] | K [mm] |
|---|---|---|---|---|---|---|
| 50 | 2 | 6 | Please specify | 20 | 10 | 24 |
| 75 | 2 / 3 | 10 | | 20 | 10 | 41 |
| 100 | 1.5 / 2 / 3 | 10 | | 20 | 10 | 62 |
| 125 | 1.5 / 2 / 3 | 10 | | 25 | 10 | 76 |
| 150 | 2 / 3 | 10 | | 25 | 10 | 97 |

**Ordering example: 12V9 100-2-10-20 D 126 PHT C 75**

## Shape 12A2/20°

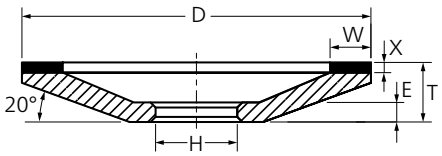


| D [mm] | W [mm] | X [mm] | H [mm] | T - X [mm] | E [mm] |
|---|---|---|---|---|---|
| 75 | 3 / 5 / 6 / 8 / 10 | 2 / 3 / 4 | Please specify | 8 | 5 |
| 100 | 3 / 5 / 6 / 8 / 10 | | | 10 | 6 |
| 125 | 5 / 6 / 8 / 10 | | | 14 | 8 |
| 150 | 5 / 6 / 8 / 10 | | | 16 | 9 |
| 175 | 6 / 10 | | | 18 | 10 |
| 200 | 6 / 10 | | | 20 | 11 |
| 250 | 6 / 10 | | | 23 | 13 |

**Ordering example: 12A2/20° 125-10-2-20 D 126 PHT C 50**

## Shape 12A2/45°

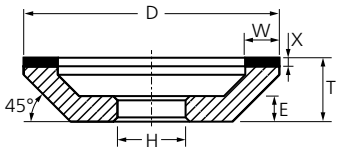


| D [mm] | W [mm] | X [mm] | H [mm] | T - X [mm] | E [mm] |
|---|---|---|---|---|---|
| 50 | 3 / 6 | 2 / 3 / 4 | Please specify | 15 | 8 |
| 75 | 3 / 6 / 10 | | | 20 | 9 |
| 100 | 4 / 6 / 8 / 10 | | | 23 | 10 |
| 125 | 5 / 6 / 8 / 10 / 12.5 / 15 | | | 23 | 10 |
| 150 | 6 / 8 / 10 / 12.5 / 15 | | | 23 | 10 |
| 175 | 6 / 10 / 12.5 / 15 | | | 25 | 12 |

**Ordering example: 12A2/45° 125-10-2-20 D 126 PHT C 50**

## Shape 12C9

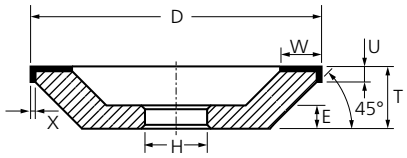


| D [mm] | W [mm] | U [mm] | X [mm] | H [mm] | T [mm] | E [mm] |
|---|---|---|---|---|---|---|
| 100 | 6 / 10 | 4 | 2 | Please specify | 26 | 10 |
| | 10 | 4 | 3 | | 27 | 10 |
| 125 | 6 / 10 | 4 | 2 | | 26 | 10 |
| | 10 | 4 | 3 | | 27 | 10 |
| | 12.5 | 5 | 2 | | 26 | 10 |
| 150 | 10 | 4 | 2 | | 26 | 10 |
| | 10 | 4 | 3 | | 27 | 10 |
| | 12.5 / 15 | 5 | 2 | | 26 | 10 |

**Ordering example: 12C9 100-10-4-2-20 D 64 PHN C 75**

## Shape 14A1

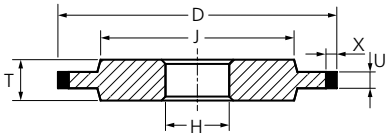


## Shape 3A1

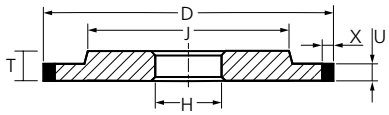


| D [mm] | U [mm] | X [mm] | H [mm] | T [mm] | J [mm] |
|---|---|---|---|---|---|
| 75 | 1 / 2 | 3 / 6 | Please specify | 6 | 50 |
| | 3 / 4 / 5 | 3 / 4 / 6 | | 6 | 50 |
| 100 | 1 / 2 | 3 / 6 | | 6 | 80 |
| | 3 / 4 / 5 | 3 / 4 / 6 | | 6 | 70 |
| 125 | 1 / 2 | 3 / 6 | | 7 | 105 |
| | 3 / 4 / 5 / 6 | 3 / 4 / 6 | | 7 | 100 |
| 150 | 1 / 2 | 3 / 6 | | 8 | 130 |
| | 3 / 4 / 5 / 6 | 3 / 4 / 6 | | 8 | 120 |
| 175 | 1 / 2 | 3 / 6 | | 10 | 150 |
| | 3 / 4 / 5 / 6 / 8 | 3 / 4 / 6 | | 10 | 140 |
| 200 | 1 / 2 | 6 | | 12 | 175 |
| | 3 / 4 / 5 / 6 / 8 / 10 | 3 / 4 / 5 / 6 | | 12 | 160 |
| 225 | 6 / 8 / 10 | 3 / 4 / 5 | | 12 | 180 |
| 250 | 6 / 8 / 10 / 12 | 3 / 4 / 5 | | 15 | 200 |
| 300 | 8 / 10 / 12 | 3 / 4 / 5 / 6 | | 15 | 250 |
| 350 | 10 / 12 / 15 | 3 / 4 / 5 / 6 | | 20 | 300 |
| 400 | 10 / 12 / 15 / 20 | 3 / 4 / 5 / 6 | | 25 | 350 |
| 450 | 10 / 12 / 15 / 20 | 3 / 4 / 5 / 6 | | 25 | 400 |
| 500 | 15 / 20 / 25 | 3 / 4 / 5 / 6 | | 30 | 450 |
| 600 | 15 / 20 / 25 / 30 | 3 / 5 | | 35 | 550 |

**Ordering example: 14A1 150-6-3-32 D 107 PHN C 100**

## Shape 14V1

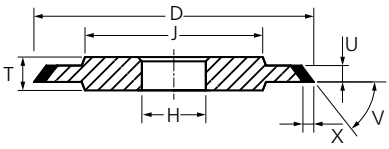


| D [mm] | U [mm] | X [mm] | V | C [mm] | T [mm] | J [mm] |
|---|---|---|---|---|---|---|
| 50 | 3 / 4 / 5 | 2 / 3 / 4 | 20° to 89° | Please specify | 6 | 30 |
| 75 | 3 / 4 / 5 | | | | 6 | 45 |
| 100 | 4 / 6 | | Please specify | | 8 | 70 |
| 125 | 4 / 6 | | | | 8 | 100 |
| 150 | 4 / 6 | | | | 8 | 120 |
| 175 | 4 / 6 / 8 | | | | 10 | 140 |
| 200 | 4 / 6 / 8 / 10 | | | | 12 | 160 |
| 250 | 4 / 6 / 8 / 10 / 12 | | | | 15 | 200 |
| 300 | 4 / 6 / 8 / 10 / 12 | | | | 15 | 250 |

**Ordering example: 14V1 150-6-3/60°-32 B 126 PHN C 75**

Other dimensions on request!

## Shape 14F1

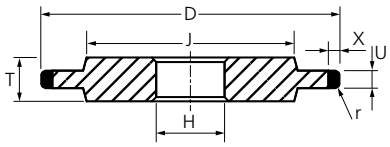


| D [mm] | U [mm] | X [mm] | R [mm] | H [mm] | T [mm] | J [mm] |
|---|---|---|---|---|---|---|
| 40 | 2 | 3 / 4 / 5 / 6 | 1 | Please specify | 6 | 25 |
| | 3 | | 1.5 | | 6 | 25 |
| | 4 | | 2 | | 6 | 25 |
| 50 | 2 | | 1 | | 6 | 30 |
| | 3 | | 1.5 | | 6 | 30 |
| | 4 | | 2 | | 6 | 30 |
| 75 | 2 | | 1 | | 6 | 50 |
| | 3 | | 1.5 | | 6 | 50 |
| | 4 | | 2 | | 6 | 50 |
| 100 | 2 | | 1 | | 6 | 70 |
| | 3 | | 1.5 | | 6 | 70 |
| | 4 | | 2 | | 6 | 70 |
| 125 | 2 | | 1 | | 8 | 100 |
| | 3 | | 1.5 | | 8 | 100 |
| | 4 | | 2 | | 8 | 100 |
| 150 | 2 | | 1 | | 8 | 120 |
| | 3 | | 1.5 | | 8 | 120 |
| | 4 | | 2 | | 8 | 120 |

**Ordering example: 14F1 150-2/1R-6-32 D 107 PHN C 125**

## Shape 14E9

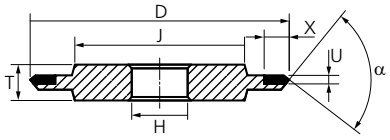


| D [mm] | U [mm] | X [mm] | α | H [mm] | T [mm] | J [mm] |
|---|---|---|---|---|---|---|
| 50 | 1 / 2 | 6 | 35° / 45° / 60° / 90° | Please specify | 6 | 32 |
| 75 | 1 / 2 | 6 | 35° / 45° / 60° / 90° | | 6 | 50 |
| 100 | 1 / 2 | 6 | 35° / 45° / 60° / 90° | | 6 | 70 |
| 125 | 1 / 2 | 6 | 35° / 45° / 60° / 90° | | 8 | 100 |
| 150 | 1 / 2 | 6 | 35° / 45° / 60° / 90° | | 8 | 120 |

**Ordering example: 14E9 150-2-6-60°-32 D 107 PHN C 125**



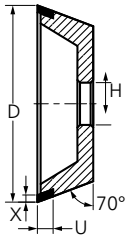


## Shape 11V9, bond PHT

Phenolic resin bond for high-performance dry grinding. The PHT bond is designed for dry grinding and allows cool grinding, even without coolant.

**Special features:**
- The characteristics of the resinoid bond can be optimally adjusted to the application.
- Easy to dress.

| Shape | D [mm] | X [mm] | U [mm] | H [mm] | Bond | Grit size | | Item no. | Designation |
|---|---|---|---|---|---|---|---|---|---|
| 11V9 | 100 | 2 | 10 | 20 | PHT | D 126 | 1 | 68611021 | 11V9 100-2-10-20 D 126 PHT C75 |



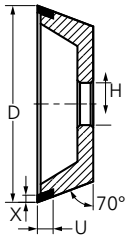


## Shape 11V9, bond PHST

Phenolic resin bond for dry grinding. The PHT bond allows cool grinding, even without coolant. The PHST bond can withstand higher loads, i.e. it allows a higher infeed per stroke, but has a slightly shorter grinding time and tool life.

**Special features:**
- The characteristics of the resinoid bond can be optimally adjusted to the application.
- Easy to dress.

| Shape | D [mm] | X [mm] | U [mm] | H [mm] | Bond | Grit size | | Item no. | Designation |
|---|---|---|---|---|---|---|---|---|---|
| 11V9 | 100 | 3 | 10 | 20 | PHST | D 126 | 1 | 68611032 | 11V9 100-3-10-20 D 126 PHST C75 |



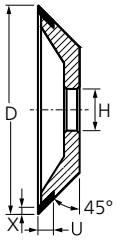


## Shape 12V9

Phenolic resin bond for high-performance dry grinding. The PHT bond is designed for dry grinding and allows cool grinding, even without coolant.



**Special features:**
- The characteristics of the resinoid bond can be optimally adjusted to the application.
- Easy to dress.

| Shape | D [mm] | X [mm] | U [mm] | H [mm] | Bond | Grit size | | Item no. | Designation |
|---|---|---|---|---|---|---|---|---|---|
| 12V9 | 100 | 2 | 10 | 20 | PHT | D 126 | 1 | *68612021* | 12V9 100-2-10-20 D 126 PHT C75 |



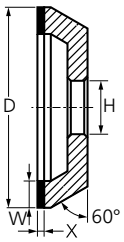


## Shape 11A2/60°

Phenolic resin bond for high-performance dry grinding. The PHT bond is designed for dry grinding and allows cool grinding, even without coolant.

**Special features:**
- The characteristics of the resinoid bond can be optimally adjusted to the application.
- Easy to dress.

| Shape | D [mm] | W [mm] | X [mm] | H [mm] | Bond | Grit size | | Item no. | Designation |
|---|---|---|---|---|---|---|---|---|---|
| 11A2/60° | 100 | 8 | 2 | 20 | PHT | D 64 | 1 | 68613086 | 11A2/60° 100-8-2-20 D 64 PHT C75 |
| | | | | | | D 126 | 1 | 68613081 | 11A2/60° 100-8-2-20 D 126 PHT C75 |

*Discontinued product*



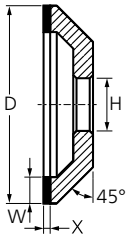


## Shape 12A2/45°

Phenolic resin bond for high-performance dry grinding. The PHT bond is designed for dry grinding and allows cool grinding, even without coolant.

**Special features:**
- The characteristics of the resinoid bond can be optimally adjusted to the application.
- Easy to dress.

| Shape | D [mm] | W [mm] | X [mm] | H [mm] | Bond | Grit size | | Item no. | Designation |
|---|---|---|---|---|---|---|---|---|---|
| 12A2/45° | 125 | 10 | 2 | 20 | PHT | D 64 | 1 | 68612106 | 12A2/45° 125-10-2-20 D 64 PHT C50 |
| | | | | | | D 126 | 1 | 68612101 | 12A2/45° 125-10-2-20 D 126 PHT C75 |



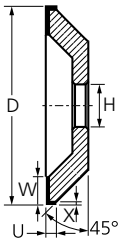


## Shape 12C9

Phenolic resin bond for high-performance dry grinding. The PHT bond is designed for dry grinding and allows cool grinding, even without coolant.

**Special features:**
- The characteristics of the resinoid bond can be optimally adjusted to the application.
- Easy to dress.

| Shape | D [mm] | W [mm] | X [mm] | U [mm] | H [mm] | Bond | Grit size | | Item no. | Designation |
|---|---|---|---|---|---|---|---|---|---|---|
| 12C9 | 100 | 10 | 3 | 4 | 20 | PHT | D 126 | 1 | 68612023 | 12C9 100-10-4-3-20 D 126 PHT C75 |





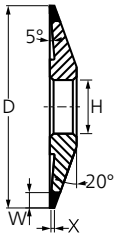


## Shape 4BT9

Phenolic resin bond for high-performance dry grinding. The PHT bond is designed for dry grinding and allows cool grinding, even without coolant.

**Special features:**
- The characteristics of the resinoid bond can be optimally adjusted to the application.
- Easy to dress.

| Shape | D [mm] | W [mm] | X [mm] | H [mm] | Bond | Grit size | | Item no. | Designation |
|---|---|---|---|---|---|---|---|---|---|
| 4BT9 | 100 | 6 | 1 | 20 | PHT | D 126 | 1 | 68615101 | 4BT9 100-6-1-20 D 126 PHT C75 |



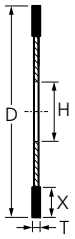


## Shape 1A1R

Phenolic resin bond for high-performance dry grinding. The PHT bond is designed for dry grinding and allows cool grinding, even without coolant.

**Special features:**
- The characteristics of the resinoid bond can be optimally adjusted to the application.
- Easy to dress.

| Shape | D [mm] | T [mm] | X [mm] | H [mm] | Bond | Grit size | | Item no. | Designation |
|---|---|---|---|---|---|---|---|---|---|
| 1A1R | 100 | 1 | 5 | 20 | PHT | D 151 | 1 | 68620102 | 1A1R 100-1-5-20 D 151 PHT C75 |
| | 150 | 1 | 7 | 20 | PHT | D 151 | 1 | 68620152 | 1A1R 150-1-7-20 D 151 PHT C75 |



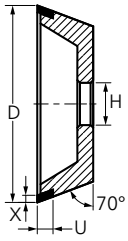


## Shape 11V9, bond PH 4.2

The PH 4.2 bond is a high-performance bond for cool dry grinding at low infeed rates. Only for 11V9 and 12V9 up up to dia. 150 mm.

**Special features:**
- The characteristics of the resinoid bond can be optimally adjusted to the application.
- Easy to dress.

| Shape | D [mm] | X [mm] | U [mm] | H [mm] | Bond | Grit size | | Item no. | Designation |
|---|---|---|---|---|---|---|---|---|---|
| 11V9 | 100 | 2 | 10 | 20 | PH 4.2 | B 151 | 1 | 68661032 | 11V9 100-2-10-20 B 151 PH 4.2 |



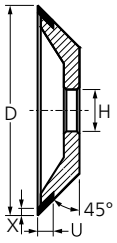


## Shape 12V9

Phenolic resin bond for high-performance dry grinding. The PHT bond is designed for dry grinding and allows cool grinding, even without coolant.



**Special features:**
- The characteristics of the resinoid bond can be optimally adjusted to the application.
- Easy to dress.

| Shape | D [mm] | X [mm] | U [mm] | H [mm] | Bond | Grit size | | Item no. | Designation |
|---|---|---|---|---|---|---|---|---|---|
| 12V9 | 100 | 2 | 10 | 20 | PHT | B 126 | 1 | *68662022* | 12V9 100-2-10-20 B 126 PHT C75 |



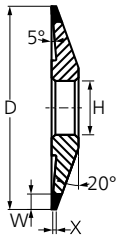


## Shape 4BT9

Phenolic resin bond for high-performance dry grinding. The PHT bond is designed for dry grinding and allows cool grinding, even without coolant.



**Special features:**
- The characteristics of the resinoid bond can be optimally adjusted to the application.
- Easy to dress.

| Shape | D [mm] | W [mm] | X [mm] | H [mm] | Bond | Grit size | | Item no. | Designation |
|---|---|---|---|---|---|---|---|---|---|
| 4BT9 | 100 | 6 | 1 | 20 | PHT | B 126 | 1 | 68665101 | 4BT9 100-6-1-20 B 126 PHT C75 |




## Shape 1A1R

Phenolic resin bond for high-performance dry grinding. The PHT bond is designed for dry grinding and allows cool grinding, even without coolant.

**Special features:**
- The characteristics of the resinoid bond can be optimally adjusted to the application.
- Easy to dress.

| Shape | D [mm] | T [mm] | X [mm] | H [mm] | Bond | Grit size | | Item no. | Designation |
|---|---|---|---|---|---|---|---|---|---|
| 1A1R | 100 | 1 | 5 | 20 | PHT | B 151 | 1 | 68670102 | 1A1R 100-1-5-20 B 151 PHT C100 |

## Sharpening block for diamond and CBN tools




### Sharpening block

Used to restore the sharpness of resinoid-bonded diamond and CBN grinding discs. The sharpening block is first soaked in coolant and then fed in. The grinding process restores the sharpness very quickly.

| L [mm] | B [mm] | H [mm] | | Item no. | Designation |
|---|---|---|---|---|---|
| 100 | 24 | 13 | 5 | 68402413 | SBL 1002413 |

# Diamond tools for the construction industry
## General information

In the demanding world of the construction industry, precision, efficiency and durability are crucial. When it comes to working on hard materials such as concrete, asphalt, granite or tiles, conventional tools will quickly reach their limits. This is where PFERD TOOLS diamond tools come in – the ideal solution for demanding projects. PFERD TOOLS diamond tools achieve clean, precise cuts and perfect surface results – even in the most difficult of applications.

The extensive range of diamond tools for the construction industry comprises cut-off wheels along with dry drill bits and grinding discs in various types, tailored to the application and/or the material to be processed. You can rely on the tried-and-tested PFERD TOOLS quality to make your construction projects safer, more efficient and more successful.



### Suitable tool drives



**Manual circular saw**

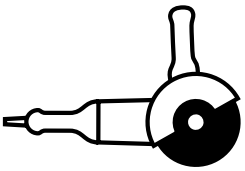

**Angle grinder**

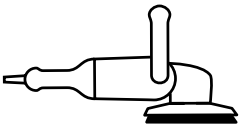

**Concrete grinder**

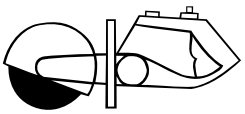

**Petrol cutter**

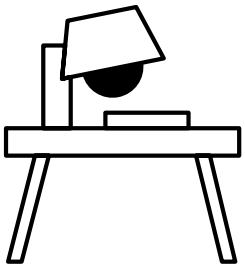

**Circular bench saw**



**Joint cutter**

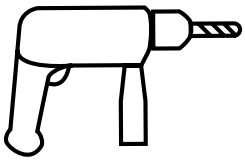

**Power drill**

# Diamond tools for the construction industry
## General information

### Safety notes

- Observe any usage restrictions, warnings and safety notes:


Wear eye protection!


Wear hearing protection!


Wear a dust mask!


Wear gloves!


Follow the safety instructions!


Not permitted for face grinding!


Do not use if damaged!



### Organization for the Safety of Abrasives (oSa)

Together with other renowned manufacturers, PFERD TOOLS has voluntarily undertaken to produce quality tools conforming to the most exacting safety standards. Member companies of oSa (the Organization for the Safety of Abrasives) are committed to continuous product safety and quality monitoring. Products from PFERD TOOLS carry the oSa mark. Scan the QR code for further information.

**Safety standard:**

- PFERD TOOLS diamond tools conform to the highest safety requirements in accordance with EN 13236 “Safety requirements for superabrasive products”.

### POS packaging

PFERD TOOLS offers diamond tools for the construction industry in promotional individual packaging. The addition of “POS” in the designation indicates all diamond tools in POS packaging.

**Advantages:**

- Functional European standard hole mounting for optimum product presentation on the sales wall.
- Product is easily recognizable through the viewing window.



## Diamond cut-off wheels for the construction industry

PFERD TOOLS diamond cut-off wheels are manufactured in compliance with the highest quality and safety standards. They guarantee optimum cutting results and allow efficient processing of different materials, e.g. concrete, exposed aggregate concrete, clinker brick, hard stone, granite and other abrasive building materials. The product range offers the best tool for any application.



# Diamond tools for the construction industry

## Diamond cut-off wheels for the construction industry

PFERD TOOLS

### Explanation of item designation

**DS 230 x 2,8 x 22,3 PSF**
① ② ③ ④ ⑤

① **Description and shape of the tool:** (see figures on right)

② **Outer diameter:** Outer dia. D in [mm]

③ **Wheel thickness:** Wheel thickness T in [mm]

④ **Bore diameter:** Bore dia. H in [mm]

⑤ **PFERD TOOLS product line:** Universal Line PSF

The PFERD TOOLS item designation corresponds to the designation in accordance with EN 13236.

### The quick way to find the perfect tool

| Application | Material | Tools | |
|---|---|---|---|
| **Aggressive, fast cutting** | ■ Concrete (medium-hard, reinforced, hard)<br>■ Aerated concrete<br>■ Pumice<br>■ Brick<br>■ Soft clinker brick<br>■ Sand-lime brick | Cut-off wheels of the type DS<br>■ Start Line START<br>■ Universal Line PSF<br>■ Performance Line SG<br>■ Special Line SGP |  |
| | ■ Asphalt | Cut-off wheels of the type DS AS<br>■ Performance Line SG |  |
| **Easy cutting with high cutting quality** | ■ Fresh concrete<br>■ Screed<br>■ Firebrick | Cut-off wheels of the type DG<br>■ Performance Line SG |  |
| | ■ Sandstone<br>■ Clay brick<br>■ Slate<br>■ Granite<br>■ Marble | Cut-off wheels of the type DG<br>■ Start Line START<br>■ Universal Line PSF<br>■ Performance Line SG |  |
| **Cutting without edge breakage** | ■ Glazed tiles<br>■ Ceramic tiles<br>■ Porcelain stoneware<br>■ Slate<br>■ Marble | Cut-off wheels of the type DG FL<br>■ Universal Line PSF<br>■ Performance Line SG |  |

## Shapes

PFERD TOOLS diamond cut-off wheels are available in four types tailored to different materials to ensure the best results each time.



**Shape DS**
■ Segmented type for fast cutting



**Shape DS AS**
■ Segmented type for fast cutting of asphalt



**Shape DG**
■ Type with continuous rim for easy cutting (TURBO)



**Shape DG FL**
■ Type with continuous rim for very fine cutting, e.g. tiles and glazed tiles

# Diamond tools for the construction industry
## Segmented diamond cut-off wheels for fast cutting

PFERD TOOLS



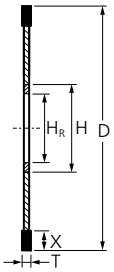


### DS START type

General-purpose segmented-rim tool for aggressive, fast cutting with high cutting performance and a good tool life.

**Special features:**
- High diamond qualities.
- Good cutting characteristics and short cutting times.
- Good ease of cutting and high economic efficiency.

| D [mm] | T [mm] | H [mm] | $H_R$ [mm] | X [mm] | Max. RPM | | Item no. | Designation |
|---|---|---|---|---|---|---|---|---|
| 100 | 1.6 | 20 | 16 | 7 | 15,300 | 1 | 68300037 | DS 100x1.6x16/20 START |
| 110 | 1.6 | 20 | - | 7 | 13,800 | 1 | 68300052 | DS 110X1.6X20 START |
| 115 | 1.6 | 22.23 | - | 7 | 13,300 | 1 | 68300044 | DS 115x1.6x22.23 START |
| 125 | 1.6 | 22.23 | - | 7 | 12,200 | 1 | 68300045 | DS 125x1.6x22.23 START |
| 178 | 2 | 22.23 | - | 7 | 8,600 | 1 | 68300038 | DS 178x2.0x22.23 START |
| 230 | 2.3 | 22.23 | - | 7 | 6,600 | 1 | 68300039 | DS 230x2.3x22.23 START |
| 300 | 2.8 | 25.4 | 20 | 8 | 6,400 | 1 | 68300053 | DS 300X2.8X20/25.4 START |
| 350 | 3.2 | 25.4 | 20 | 8 | 5,400 | 1 | 68300047 | DS 350x3.2x25.4 START |
| 400 | 3.2 | 25.4 | 20 | 10 | 4,800 | 1 | 68300054 | DS 400X3.2X25.4 START |
| 450 | 3.2 | 25.4 | - | 10 | 4,200 | 1 | 68300055 | DS 450X3.2X25.4 START |



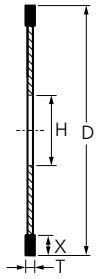


### DS PSF type

General-purpose segmented-edge tool for aggressive, fast cutting with high cutting performance and an ideal tool life. With laser-welded segments.

**Special features:**
- High diamond qualities.
- Excellent cutting characteristics and short cutting times.
- High ease of cutting and economic efficiency.

| D [mm] | T [mm] | H [mm] | X [mm] | Max. RPM | | Item no. | Designation |
|---|---|---|---|---|---|---|---|
| 115 | 2.2 | 22.23 | 10 | 13,300 | 1 | 68011221 | DS 115 x 2,2 x 22,23 PSF |
| 125 | 2.2 | 22.23 | 10 | 12,200 | 1 | 68012221 | DS 125 x 2,2 x 22,23 PSF |
| 150 | 2.2 | 22.23 | 10 | 10,200 | 1 | 68300102 | DS 150 x 2.2 x 22.23 PSF |
| 178 | 2.4 | 22.23 | 10 | 8,600 | 1 | 68017221 | DS 178 x 2,4 x 22,23 PSF |
| 230 | 2.4 | 22.23 | 10 | 6,600 | 1 | 68023223 | DS 230 x 2,4 x 22,23 PSF |

# Diamond tools for the construction industry
## Segmented diamond cut-off wheels for fast cutting

PFERD TOOLS



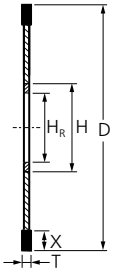


### DS SG type

High-performance segmented-edge tool for aggressive, fast cutting of hard materials with very high cutting performance and outstanding tool life. With laser-welded segments.



**Special features:**
- High diamond qualities.
- Excellent cutting characteristics and short cutting times.
- High ease of cutting and economic efficiency.

| D [mm] | T [mm] | H [mm] | $H_R$ [mm] | X [mm] | Max. RPM | | Item no. | Designation |
|---|---|---|---|---|---|---|---|---|
| 115 | 2.4 | 22.23 | - | 12 | 13,300 | 1 | 68000041 | DS 115 x 2,4 x 22,23 SG |
| 125 | 2.4 | 22.23 | - | 12 | 12,200 | 1 | 68000042 | DS 125 x 2,4 x 22,23 SG |
| 150 | 2.4 | 22.23 | - | 12 | 10,200 | 1 | 68000059 | DS 150 x 2.2 x 22.23 SG |
| 178 | 2.6 | 22.23 | - | 12 | 8,600 | 1 | 68000043 | DS 178 x 2,6 x 22,23 SG |
| 230 | 2.8 | 22.23 | - | 12 | 6,600 | 1 | 68000044 | DS 230 x 2,8 x 22,23 SG |
| 300 | 2.8 | 20 | - | 10 | 6,400 | 1 | *68000045* | DS 300 x 2,8 x 20,0 SG |
| | | 25.4 | 20 | 12 | 6,400 | 1 | 68000046 | DS 300 x 2,8 x 25,4 SG |
| 350 | 2.8 | 20 | - | 10 | 5,400 | 1 | *68000047* | DS 350 x 2,8 x 20,0 SG |
| | | 25.4 | 20 | 12 | 5,400 | 1 | 68000048 | DS 350 x 2,8 x 25,4 SG |
| 400 | 3.2 | 25.4 | 20 | 12 | 4,800 | 1 | 68000049 | DS 400 x 3,2 x 25,4 SG |



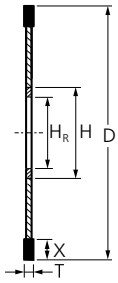


### DS SGP version

High-performance segmented-edge tool for aggressive, fast cutting of hard materials with ultimate cutting performance and outstanding tool life. With laser-welded segments.

**Special features:**
- High diamond qualities.
- Excellent cutting characteristics and short cutting times.
- High ease of cutting and economic efficiency.

| D [mm] | T [mm] | H [mm] | $H_R$ [mm] | X [mm] | Max. RPM | | Item no. | Designation |
|---|---|---|---|---|---|---|---|---|
| 115 | 2.2 | 22.23 | - | 12 | 13,300 | 1 | 68000036 | DS 115 x 2.2 x 22.23 SGP |
| 125 | 2.2 | 22.23 | - | 12 | 12,200 | 1 | 68000037 | DS 125 x 2.2 x 22.23 SGP |
| 178 | 2.4 | 22.23 | - | 12 | 8,500 | 1 | 68000038 | DS 178 x 2.4 x 22.23 SGP |
| 230 | 2.6 | 22.23 | - | 12 | 6,600 | 1 | 68000039 | DS 230 x 2.4 x 22.23 SGP |
| 300 | 2.8 | 25.4 | 20 | 12 | 6,400 | 1 | 68000040 | DS 300 x 3 x 25.4 SGP |
| 350 | 3.2 | 25.4 | 20 | 12 | 5,500 | 1 | 68000056 | DS 350 x 3 x 25.4 SGP |
| 400 | 3.2 | 25.4 | 20 | 12 | 4,800 | 1 | 68000057 | DS 400 x 3.5 x 25.4 SGP |



*Discontinued product*

# Diamond tools for the construction industry
## Segmented diamond cut-off wheels for fast cutting

PFERD TOOLS



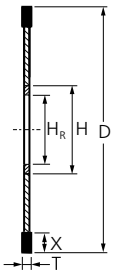


### DS AS SG type

High-performance segmented-edge tool for aggressive, fast cutting of asphalt with very high cutting performance and outstanding tool life.

**Special features:**
- High diamond qualities.
- Good cutting characteristics and short cutting times.
- Good ease of cutting and high economic efficiency.

| D [mm] | T [mm] | H [mm] | $H_R$ [mm] | X [mm] | Max. RPM | | Item no. | Designation |
|---|---|---|---|---|---|---|---|---|
| 300 | 2.8 | 25.4 | 20 | 10 | 6,400 | 1 | 68300104 | DS 300 x 2.8 x 25.4 AS SG |
| 350 | 3.2 | 25.4 | 20 | 10 | 5,400 | 1 | 68300105 | DS 350 x 3.2 x 25.4 AS SG |
| 400 | 3.2 | 25.4 | 20 | 10 | 4,800 | 1 | 68300106 | DS 400 x 3.6 x 25.4 AS SG |
| 450 | 3.6 | 25.4 | - | 10 | 4,200 | 1 | 68300107 | DS 450 x 3.6 x 25.4 AS SG |



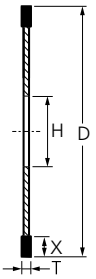


### DS type, vacuum-brazed

Segmented, vacuum-brazed diamond cut-off wheels are exceptionally well suited to general machining work on a wide range of materials. The vacuum brazing process ensures that the diamond coating adheres firmly to the main body. This optimizes the cutting performance and service life.

**Special features:**
- Constant cutting speed due to consistent tool diameter.
- Long service life thanks to vacuum brazing process.
- Minimized dust formation due to the monolayer coating and coarse chips.

| D [mm] | T [mm] | H [mm] | X [mm] | Max. RPM | | Item no. | Designation |
|---|---|---|---|---|---|---|---|
| 115 | 2.8 | 22.23 | 10 | 13,300 | 1 | 68300108 | DS 115x2,8x22,23 VG |
| 125 | 2.8 | 22.23 | 10 | 12,200 | 1 | 68300109 | DS 125x2,8x22,23 VG |
| 180 | 3.1 | 22.23 | 10 | 8,500 | 1 | 68300110 | DS 180x3,1x22,23 VG |
| 230 | 3.1 | 22.23 | 10 | 6,600 | 1 | 68300111 | DS 230x3,1x22,23 VG |




### Diamond cut-off wheel set

The set comprises one each of cut-off wheels type DS, DG and DG FL with a diameter of 115 mm.

**Special features:**
- High diamond qualities.
- Good cutting characteristics and short cutting times.
- Good ease of cutting and high economic efficiency.

| D [mm] | H [mm] | | Item no. | Designation |
|---|---|---|---|---|
| 115 | 22.23 | 1 | *68300062* | SET 115x1.6/1.9x22.23 START |



*Discontinued product*

# Diamond tools for the construction industry

## Diamond cut-off wheels with continuous edge for easy cutting (TURBO)



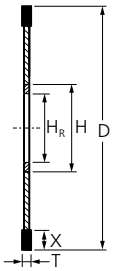


### DG START type

General-purpose continuous-rim tool for easy cutting (TURBO) with high cutting performance and a good tool life.

**Special features:**

- High diamond qualities.
- Good cutting characteristics and short cutting times.
- Good ease of cutting and high economic efficiency.

| D [mm] | T [mm] | H [mm] | $H_R$ [mm] | X [mm] | Max. RPM | | Item no. | Designation |
|---|---|---|---|---|---|---|---|---|
| 100 | 1.9 | 20 | 16 | 7 | 15,300 | 1 | 68300036 | DG 100x1.9x16/20 START |
| 110 | 2.2 | 20 | - | 7 | 13,800 | 1 | 68300056 | DG 110X2.2X20 START |
| 115 | 1.9 | 22.23 | - | 7 | 13,300 | 1 | 68300042 | DG 115x1.9x22.23 START |
| 125 | 1.9 | 22.23 | - | 7 | 12,200 | 1 | 68300043 | DG 125x1.9x22.23 START |
| 178 | 2.2 | 22.23 | - | 7 | 8,600 | 1 | 68300048 | DG 178 x 2.2 x 22.23 START |
| 230 | 2.6 | 22.23 | - | 7 | 6,600 | 1 | 68300050 | DG 230x2.6x22.23 START |



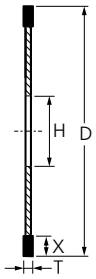


### DG PSF type

General-purpose continuous-edge tool for easy cutting (TURBO) with high cutting performance and an ideal tool life.



**Special features:**

- High diamond qualities.
- Excellent cutting characteristics and short cutting times.
- High ease of cutting and economic efficiency.

| D [mm] | T [mm] | H [mm] | X [mm] | Max. RPM | | Item no. | Designation |
|---|---|---|---|---|---|---|---|
| 115 | 2.1 | 22.23 | 7 | 13,300 | 1 | 68011222 | DG 115 x 2,1 x 22,23 PSF |
| 125 | 2.1 | 22.23 | 7 | 12,200 | 1 | 68012222 | DG 125 x 2,1 x 22,23 PSF |
| 178 | 2.4 | 22.23 | 7 | 8,600 | 1 | 68017222 | DG 178 x 2,4 x 22,23 PSF |
| 230 | 2.6 | 22.23 | 7 | 6,600 | 1 | 68023222 | DG 230 x 2,6 x 22,23 PSF |



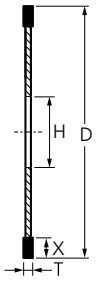


### DG SG type

High-performance continuous-edge tool for easy cutting (TURBO) with very high cutting performance and outstanding tool life.

**Special features:**

- High diamond qualities.
- Excellent cutting characteristics and short cutting times.
- High ease of cutting and economic efficiency.

| D [mm] | T [mm] | H [mm] | X [mm] | Max. RPM | | Item no. | Designation |
|---|---|---|---|---|---|---|---|
| 115 | 2.2 | 22.23 | 12 | 13,300 | 1 | 68000021 | DG 115 x 2,2 x 22,23 SG |
| 125 | 2.2 | 22.23 | 12 | 12,200 | 1 | 68000022 | DG 125 x 2,2 x 22,23 SG |
| 150 | 2.2 | 22.23 | 12 | 10,200 | 1 | 68000058 | DG 150 x 2.2 x 22.23 SG |
| 178 | 2.5 | 22.23 | 12 | 8,600 | 1 | 68000023 | DG 178 x 2,5 x 22,23 SG |
| 230 | 2.8 | 22.23 | 12 | 6,600 | 1 | 68000024 | DG 230 x 2,8 x 22,23 SG |

# Diamond tools for the construction industry

## Diamond cut-off wheels with continuous edge for very fine cutting



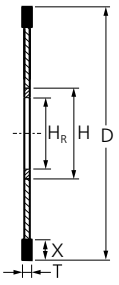


### DG FL PSF type

General-purpose continuous-edge tool for cutting without edge breakages on workpieces with high-quality surfaces. High cutting performance and ideal tool life.

**Special features:**

- High diamond qualities.
- Excellent cutting characteristics and short cutting times.
- High ease of cutting and economic efficiency.

| D [mm] | T [mm] | H [mm] | $H_R$ [mm] | X [mm] | Max. RPM | | Item no. | Designation |
|---|---|---|---|---|---|---|---|---|
| 76 | 1.3 | 10 | - | 7 | 11,000 | 1 | 68000025 | DG 76 x 1.6 x 10 FL PSF |
| 100 | 1.6 | 20 | 16 | 7 | 15,300 | 1 | 68300035 | DG 100 x 1,6 x 16/20 FL PSF |
| 110 | 1.6 | 20 | - | 7 | 13,800 | 1 | 68300057 | DG 110 x 1,6 x 20 FL PSF |
| 115 | 1.6 | 22.23 | - | 7 | 13,300 | 1 | 68000011 | DG 115 x 1,6 x 22,23 FL PSF |
| 125 | 1.6 | 22.23 | - | 7 | 12,200 | 1 | 68000012 | DG 125 x 1,6 x 22,23 FL PSF |
| 150 | 2.2 | 22.23 | - | 7 | 10,200 | 1 | 68000026 | DG 150 x 2.2 x 22.23 FL PSF |
| 178 | 2.2 | 22.23 | - | 7 | 8,500 | 1 | 68300049 | DG 178 x 2,2 x 22,23 FL PSF |
| 230 | 2.2 | 22.23 | - | 7 | 6,600 | 1 | 68300051 | DG 230 x 2,2 x 22,23 FL PSF (ZA) |



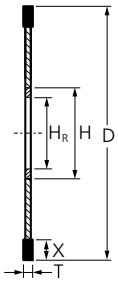


### DG FL SG type

High-performance continuous-edge tool for cutting without edge breakages on workpieces with high-quality surfaces. Very high cutting performance and outstanding tool life.



**Special features:**

- High diamond qualities.
- Excellent cutting characteristics and short cutting times.
- High ease of cutting and economic efficiency.

| D [mm] | T [mm] | H [mm] | $H_R$ [mm] | X [mm] | Max. RPM | | Item no. | Designation |
|---|---|---|---|---|---|---|---|---|
| 115 | 1.4 | 22.23 | - | 10 | 13,300 | 1 | 68000031 | DG 115 x 1,4 x 22,23 FL SG |
| 125 | 1.4 | 22.23 | - | 10 | 12,200 | 1 | 68000032 | DG 125 x 1,4 x 22,23 FL SG |
| 150 | 1.6 | 22.23 | - | 10 | 10,200 | 1 | 68000027 | DG 150 x 1.6 x 22.23 FL SG |
| 178 | 2 | 22.23 | - | 10 | 8,500 | 1 | 68000028 | DG 178 x 2.0 x 22.23 FL SG |
| 200 | 2 | 25.4 | - | 10 | 7,650 | 1 | 68000030 | DG 200 x 2.0 x 25.4 FL SG |
| 230 | 2 | 22.23 | - | 10 | 6,600 | 1 | 68000029 | DG 230 x 2.0 x 22.23 FL SG |
| 250 | 2 | 25.4 | - | 10 | 6,100 | 1 | 68000033 | DG 250 x 2.0 x 25.4 FL SG |
| 300 | 2.4 | 25.4 | 20 | 10 | 6,400 | 1 | 68000034 | DG 300 x 2.4 x 25.4 FL SG |
| 350 | 2.4 | 25.4 | 20 | 10 | 5,500 | 1 | 68000035 | DG 350 x 2.4 x 25.4 FL SG |

# Diamond tools for the construction industry
## Sharpening block for diamond cut-off wheels




### Sharpening block DSB

The sharpening block is used to resharpen metal-bonded diamond cut-off wheels (e.g. after cutting lubricating materials).

| L [mm] | B [mm] | H [mm] | Grit size | | Item no. | Designation |
|---|---|---|---|---|---|---|
| 200 | 50 | 25 | 80 | 1 | 68075025 | DSB 2005025 |

## Grinding discs

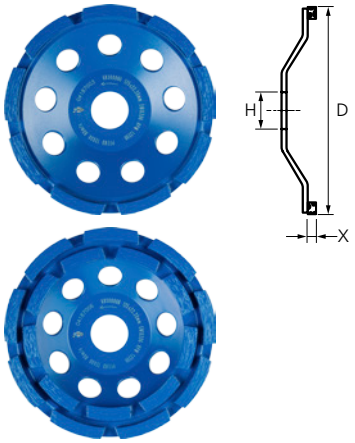


### Diamond grinding disc

Diamond grinding discs are efficient tools for smoothing uneven surfaces, e.g. removing tile adhesive and grinding concrete in preparation for tiling. They are also used for chamfering and edge breaking on stone.



**Special features:**
- High diamond qualities.
- Excellent cutting characteristics and short grinding times.
- Very long tool life and high economic efficiency.

| D [mm] | H [mm] | X [mm] | Diam. arbor hole with adapter [mm] | Number, rows | Max. RPM | | Item no. | Designation |
|---|---|---|---|---|---|---|---|---|
| **Single row** | | | | | | | | |
| 100 | 22.23 | 6 | 16 | 1 | 15,280 | 1 | 68300063 | DCW 1R 100x6x16/22.23 |
| 115 | 22.23 | 6 | - | 1 | 13,300 | 1 | 68300064 | DCW 1R 115x6x22.23 |
| 125 | 22.23 | 6 | - | 1 | 12,200 | 1 | 68300065 | DCW 1R 125x6x22.23 |
| **Two rows** | | | | | | | | |
| 100 | 22.23 | 6 | 16 | 2 | 15,280 | 1 | 68300066 | DCW 2R 100x6x16/22.23 |
| 115 | 22.23 | 6 | - | 2 | 13,300 | 1 | 68300067 | DCW 2R 115x6x22.23 |
| 125 | 22.23 | 6 | - | 2 | 12,200 | 1 | 68300068 | DCW 2R 125x6x22.23 |




## Dry diamond drill bit DPD for power drills

Vacuum-brazed dry diamond drill bits for power drills are ideal for drilling holes into tiles and glazed tiles. The wax filling provides a self-cooling effect.



**Special features:**
- Self-cooling effect thanks to wax filling in the drill bit.
- Convenient working and high cutting quality – no edge breakage on workpieces with high-quality surfaces.
- Very secure hold and no slipping in the drill chuck thanks to the hexagonal shank.

| D [mm] | Max. workpiece thickness [mm] | X [mm] | Hex-$D_s$ [mm] | | Item no. | Designation |
|---|---|---|---|---|---|---|
| 5 | 32 | 10 | 6.35 | 1 | 68300112 | DPD 5 FL HEX |
| 6 | 32 | 10 | 6.35 | 1 | 68300113 | DPD 6 FL HEX |
| 8 | 32 | 10 | 6.35 | 1 | 68300114 | DPD 8 FL HEX |
| 10 | 38 | 10 | 6.35 | 1 | 68300115 | DPD 10 FL HEX |
| 12 | 38 | 10 | 6.35 | 1 | 68300116 | DPD 12 FL HEX |
| 14 | 38 | 10 | 6.35 | 1 | 68300138 | DPD 14 FL HEX |






## Dry diamond drill bit DPD for angle grinders

Vacuum-brazed dry diamond drill bits for angle grinders are ideal for drilling holes into tiles and glazed tiles. The wax filling provides a self-cooling effect.



**Special features:**
- Self-cooling effect thanks to wax filling in the drill bit.
- Suitable for all common angle grinders with M14 thread.
- Convenient working and high cutting quality – no edge breakage on workpieces with high-quality surfaces.

| D [mm] | Max. workpiece thickness [mm] | X [mm] | | Item no. | Designation |
|---|---|---|---|---|---|
| 5 | 35 | 10 | 1 | 68300117 | DPD 5 FL M14 |
| 6 | 35 | 10 | 1 | 68300118 | DPD 6 FL M14 |
| 8 | 35 | 10 | 1 | 68300119 | DPD 8 FL M14 |
| 10 | 35 | 10 | 1 | 68300120 | DPD 10 FL M14 |
| 12 | 35 | 10 | 1 | 68300121 | DPD 12 FL M14 |
| 14 | 35 | 10 | 1 | 68300139 | DPD 14 FL M14 |



*New item*

# Diamond tools for the construction industry

## Diamond for the construction industry Performance Line PSF




### Dry diamond drill bit DCD for angle grinders

Vacuum-brazed dry diamond drill bits DCD are suitable for drilling holes and round recesses in tiles and glazed tiles for water connections, sockets and light switches, for example. With M14 thread for use on 115/125 mm angle grinders.



**Special features:**

- Very long tool life.
- Convenient working and high cutting quality – no edge breakage on workpieces with high-quality surfaces.
- Special coating design protects the drill bit and workpiece from overheating.

| D [mm] | Max. workpiece thickness [mm] | X [mm] | Thread | Max. RPM | | Item no. | Designation |
|---|---|---|---|---|---|---|---|
| 20 | 40 | 10 | M14 | 13,300 | 1 | 68300122 | DCD 20XM14 FL |
| 22 | 40 | 10 | M14 | 13,300 | 1 | 68300123 | DCD 22XM14 FL |
| 25 | 40 | 10 | M14 | 13,300 | 1 | 68300124 | DCD 25XM14 FL |
| 27 | 40 | 10 | M14 | 13,300 | 1 | 68300125 | DCD 27XM14 FL |
| 30 | 40 | 10 | M14 | 13,300 | 1 | 68300126 | DCD 30XM14 FL |
| 32 | 40 | 10 | M14 | 13,300 | 1 | 68300127 | DCD 32XM14 FL |
| 35 | 40 | 10 | M14 | 13,300 | 1 | 68300128 | DCD 35XM14 FL |
| 38 | 40 | 10 | M14 | 13,300 | 1 | 68300129 | DCD 38XM14 FL |
| 40 | 40 | 10 | M14 | 13,300 | 1 | 68300130 | DCD 40XM14 FL |
| 45 | 40 | 10 | M14 | 13,300 | 1 | 68300131 | DCD 45XM14 FL |
| 51 | 40 | 10 | M14 | 13,300 | 1 | 68300132 | DCD 51XM14 FL |
| 55 | 40 | 10 | M14 | 13,300 | 1 | 68300133 | DCD 55XM14 FL |
| 60 | 40 | 10 | M14 | 13,300 | 1 | 68300134 | DCD 60XM14 FL |
| 65 | 40 | 10 | M14 | 13,300 | 1 | 68300135 | DCD 65XM14 FL |
| 68 | 40 | 10 | M14 | 13,300 | 1 | 68300136 | DCD 68XM14 FL |
| 70 | 40 | 10 | M14 | 13,300 | 1 | 68300137 | DCD 70XM14 FL |

## Drilling aid for dry diamond drill bits DPD



### Diamond drilling aid DPD

Mobile drilling aid with suction cup for centring dry diamond drill bits on tiles and other smooth surfaces.



**Special features:**

- Enables optimal alignment of the tile drill bit.
- Thanks to the holder, drilling tools do not slip.
- Creates precise holes with clean cut edges.

| Suitable for | | Item no. | Designation |
|---|---|---|---|
| Dry diamond drill bit DPD dia. 5–12 mm | 1 | 68300096 | DPD 5-12 mm |

# Diamond tools for the construction industry

## Carbide cut-off wheel for general-purpose cutting




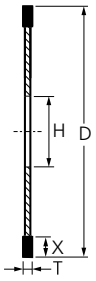


### DS Multi Power Carbide type

General-purpose cut-off wheel for effective cutting of many different materials, such as wood with embedded nails, plastics (e.g. pipes), non-ferrous metals and drywall construction materials. The cutting edge made of sharp tungsten carbide grains achieves clean, precise cuts.



**Special features:**

- Ideal choice when changing materials.
- Optimum cutting speed due to consistent diameter and high ease of cutting.
- Long service life thanks to special bonding of the tungsten carbide grain with the steel body.

| D [mm] | T [mm] | H [mm] | X [mm] | Max. RPM | | Item no. | Designation |
|---|---|---|---|---|---|---|---|
| 115 | 1.2 | 22.23 | 2 | 13,300 | 1 | 68200003 | POS MULTI POWER CARBIDE WHEEL DS 115X1.2X22.23 |
| 125 | 1.2 | 22.23 | 2 | 12,200 | 1 | 68200002 | POS MULTI POWER CARBIDE WHEEL DS 125X1,2X22,23 |

5



*New item*

PFERD TOOLS




# Cut-off wheels, flap discs and grinding wheels

# Cut-off wheels, flap discs and grinding wheels

Table of contents


## Cut-off wheels, flap discs and grinding wheels

- Highlights from the PFERD TOOLS range 533
- General information 534
- Label and packaging 535
- Technical information and safety notes 536



## Cut-off wheels

- Universal Line PSF ★★☆☆ 539
- Performance Line SG ★★★☆ 543
- Special Line SGP ★★★★ 547
- Clamping flanges 548



## Cut-off wheels for foundries

- Performance Line SG ★★★☆ 549



## Cut-off wheels for straight grinders

- Performance Line SG ★★★☆ 551



## Cut-off wheels for petrol cutters and cut-off grinders

- Performance Line PSF ★★☆☆ 553
- Performance Line SG ★★★☆ 553



## POLIFAN flap discs

- Universal Line PSF ★★☆☆ 556
- Performance Line SG ★★★☆ 558
- Special Line SGP ★★★★ 563



## CC-GRIND grinding discs

- Performance Line SG ★★★☆ 568
- Special Line SGP ★★★★ 571



## Grinding wheels

- Universal Line PSF ★★☆☆ 574
- Performance Line SG ★★★☆ 576
- Special Line SGP ★★★★ 578



## Grinding wheels for foundries

- Performance Line SG ★★★☆ 580



## Cup wheels

- Cup wheels for manual applications 582



## Snagging wheels

- Performance Line SG ★★★☆ 584

# Cut-off wheels, flap discs and grinding wheels

## Highlights from the PFERD TOOLS range

### Thin cut-off wheels – flat type EHT (type 41)

The PFERD TOOLS product range includes thin cut-off wheels in various designs and therefore the right tool solution for any application – ergonomically optimized, efficient and with the highest level of safety. The thin cut-off wheels from PFERD TOOLS are characterized by their special bond formulation. Scan the QR code to find out more about PFERD TOOLS' range of thin cut-off wheels.

**Advantages:**
- Thin cuts with minimal burr formation.
- Maximum economic efficiency thanks to fast cutting.
- Convenient and safe.



### Flap disc POLIFAN CURVE

The POLIFAN CURVE flap disc has been specially developed for work on fillet welds. It is the only flap disc in the world that has flaps on both the grinding side and on the rear side, as well as on the radius. The unique design simplifies the grinding work and enables it to be used in hard-to-reach areas. The POLIFAN CURVE is also versatile, handling work on fillet welds as well as other tasks performed by a conventional flap disc. Scan the QR code to find out more about the POLIFAN CURVE.

**Advantages:**
- High stock removal rate ensures fast work progress and therefore significant wage cost savings.
- Excellent tool life when working on fillet welds.
- Precise and optimum grinding of the fillet weld geometry.



- PFERD TOOLS' POLIFAN CURVE is patented in many countries across the globe.

### Grinding disc CC-GRIND VIEW

With the CC-GRIND VIEW, PFERD TOOLS offers an innovative grinding disc that combines a unique design with **VICTO**GRAIN, one of the most effective, precision-formed abrasives in the world. The viewing windows on the CC-GRIND VIEW provide a clear view of the grinding process, meaning the user has maximum control and can work precisely. Scan the QR code to find out more about PFERD TOOLS' CC-GRIND VIEW.

**Advantages:**
- The ultimate in aggressive performance for the fastest work progress.
- Combines the best available abrasive with the cutting-edge, innovative tool design from PFERD TOOLS.
- Although the **VICTO**GRAIN tools only have one layer of abrasive grain, they offer an outstanding tool life – longer than grinding wheels and many flap discs.



- Significantly more ergonomic than a grinding wheel: Noise and vibrations are significantly reduced.

### More expert information online

Scan the QR code to find out a wide range of tool and application knowledge relating to PFERD TOOLS' high-quality tools and their huge variety of materials.

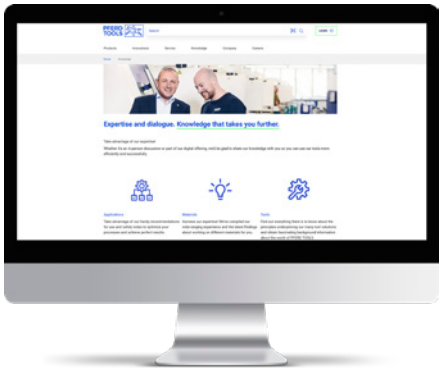

# Cut-off wheels, flap discs and grinding wheels

## General information

### Organization for the Safety of Abrasives (oSa)

As a founding member of the Organization for the Safety of Abrasives (oSa), PFERD TOOLS has committed to conform to tougher inspection requirements that go beyond EN 12413 and EN 13743. Member companies of oSa are committed to continuous product safety and quality monitoring. Scan the QR code for further information.

### Product lines and colour coding

PSF ★★☆☆



SG ★★★☆



SGP ★★★★



### Universal Line PSF ★★☆☆

The introductory range Universal Line PSF includes **robust tools** for processing the **most common materials**. Universal Line PSF tools achieve **good results** with **high economic efficiency**.

### Performance Line SG ★★★☆

The broad Performance Line SG range offers **a high-performance tool solution for every application and every material**. Performance Line SG tools achieve **optimum results** with **maximum economic efficiency.**

### Special Line SGP ★★★★

Special Line SGP tools are specially developed for **specific tasks** and offer the user **key advantages over conventional products**. Furthermore, the Special Line SGP includes tools that offer **ultimate economic efficiency** thanks to their particularly high performance during use.

### Materials and colour coding

| | | |
|---|---|---|
| **Steel, cast steel** | Steels up to 1,200 N/mm² (< 38 HRC) | Construction steels, carbon steels, tool steels, non-alloyed steels, case-hardened steels, cast steel, tempering steels |
| | Hardened, heat-treated steels over 1,200 N/mm² (> 38 HRC) | Tool steels, tempering steels, alloyed steels, cast steel |
| **Stainless steel (INOX)** | Rust and acid-resistant steels | Austenitic and ferritic stainless steels, e.g.<br>**Name** **EN** **AISI**<br>V2A 1.4301 304<br>V2A 1.4310 301<br>V4A 1.4401 316<br>V4A 1.4571 316Ti |
| **Aluminium** | Non-hardening and hardening wrought alloys, cast aluminium alloys with low silicon content, cast aluminium alloys without silicon | |
| **Other non-ferrous metals** | Soft non-ferrous metals | Brass, copper, zinc |
| | Hard non-ferrous metals | Bronze, titanium |
| | High-temperature-resistant materials | Inconel, nickel-based alloys |
| **Cast iron** | Grey cast iron | Cast iron with flake graphite EN-GJL (GG), cast iron with nodular graphite/nodular cast iron EN-GJS (GGG) |
| | Annealed cast iron | White annealed cast iron EN-GJMW (GTW), black annealed cast iron EN-GJMB (GTS) |
| **Stone** | Asphalt, cotto, pumice, light concrete, sandstone, concrete, reinforced concrete, concrete blocks, roofing tiles, granite, clinker bricks, exposed aggregate concrete, glazed tiles, ceramic tiles, slate | |

# Cut-off wheels, flap discs and grinding wheels

## Label and packaging

### Label

**① oSa – Organization for the Safety of Abrasives**
As a founder member of oSa, PFERD TOOLS has voluntarily undertaken to produce quality tools conforming to the most exacting safety standards. Member companies of oSa are committed to continuous product safety and quality monitoring.

**② Safety pictograms**

**③ Expiry date and lot number**

**④ Material information**
The bottom section of every label indicates the material or materials for which the tool is suitable.

**⑤ Information bar**
Here you will find the product line, the dimensions, and the abrasive and grit size for POLIFAN flap discs.

**⑥ EAN (European Article Number)**

**⑦ Suitable for stainless steel (INOX)**
Manufactured without the addition of ferrous, chlorinated or sulphurous fillers.




### Packaging

PFERD TOOLS supplies cut-off wheels, flap discs and grinding wheels in robust industrial packaging that protects the tools against damage.
All important technical and ordering information can be found on the packaging label.
① Packaging unit
② Product line (colour coding system)
③ Tool type
④ Packing date and lot number
⑤ Technical information
⑥ PFERD TOOLS designation
⑦ EAN (European Article Number)

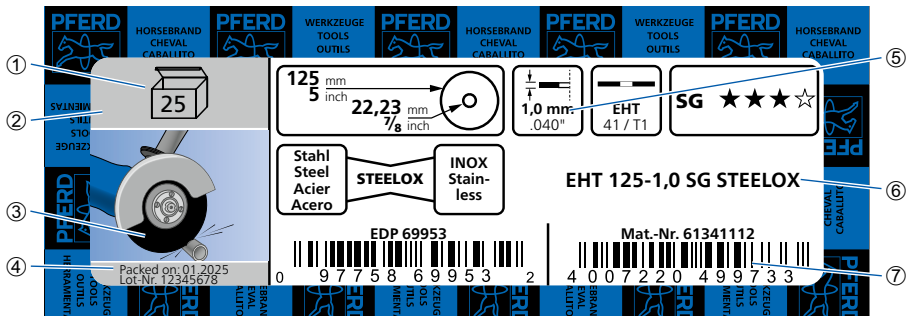

# Cut-off wheels, flap discs and grinding wheels

## Technical information and safety notes

### Overview of shapes and letter symbols

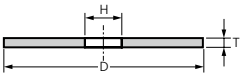


Cut-off wheel, flat type EHT (type 41)

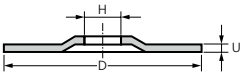


Grinding wheel E (type 27) or cut-off wheel, depressed-centre type EH (type 42)

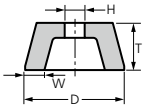


Conical cup wheel ETT (type 11)

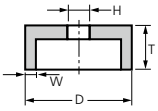


Cylindrical cup wheel ETT (shape 6)

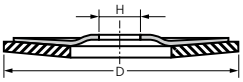


Flap disc, conical type PFC (shape B)

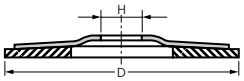


Flap disc, flat type PFF (shape A)

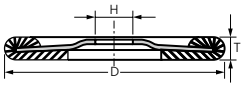


Flap disc, radial type PFR (CURVE)

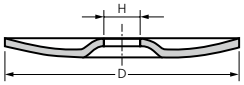


Grinding discs CC-GRIND SOLID, CC-GRIND ROBUST, CC-GRIND VIEW

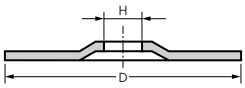


Grinding disc CC-GRIND FLEX

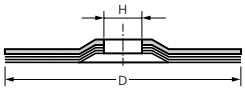


Grinding disc CC-GRIND STRONG

### Safety during cutting and grinding

Grinding tool manufacturers, machine manufacturers and users contribute equally to ensuring safety during cutting and grinding. PFERD TOOLS produces all its tools according to the specified safety regulations. During cutting and grinding, the user is responsible for correct use of the tool drive as well as correct handling and use of the tools.

**Explanation of the labelling of grinding tools**

- Always observe the instructions on the grinding tool, the grinding machine and all accompanying user information.
- Only use grinding tools that meet current safety standards. These products carry the relevant EN standard number and the "oSa" mark:
  **EN 12413** for grinding tools with bonded abrasives (reinforced grinding wheels, cut-off wheels, cup wheels and grinding wheels).
  **EN 13743** for coated abrasives (POLIFAN flap discs, CC-GRIND grinding discs).
- Use a grinding tool that is suitable for the respective application. A tool that cannot be clearly identified should never be used.



- Grinding tools for hand-held grinding with bond types B (e.g. cup wheels) and BF (reinforced grinding wheels, cut-off wheels and grinding wheels) must not be used after the indicated expiry date in accordance with EN 12413. The expiry date is stated as the month and year, e.g. 04/2027. The bond type is always marked on the label.

# Cut-off wheels, flap discs and grinding wheels

## Technical information and safety notes

### Safety notes

Observe any usage restrictions, warnings and safety notes:


Not permitted for hand-held grinding!


Not permitted for face grinding!


Not permitted for wet grinding!


Do not use if damaged!


Follow the safety instructions!


Wear eye protection!


Wear hearing protection!


Wear gloves!


Wear a dust mask!



Observe the minimum contact angle!


Use guard!


Only permitted for totally enclosed work areas!


Use face protection!





Only permitted with backing pad!


Only permitted for wet cutting!


Danger if used improperly!

# Cut-off wheels
The quick way to find the perfect tool

PFERD TOOLS

## Product group selection

| Tool drive | Application | Product line | Steel (STEEL) | | | | Stainless steel (INOX) | | Alumi-nium (ALU) | Cast material (CAST) | Stone (STONE) | |
|---|---|---|---|---|---|---|---|---|---|---|---|---|
| Angle grinders | Cutting | Universal Line PSF ★★☆☆ | PSF STEEL | | PSF STEELOX | | PSF STEELOX | | PSF ALU + STONE | | PSF ALU+STONE | |
| | | Performance Line SG ★★★☆ | SG STEEL | | SG STEELOX | | SG INOX | SG STEELOX | SG ALU | Foundry cut-off wheels | | |
| | | Special Line SGP ★★★★ | SGP CERAMIC STEEL | SGP STEEL | SGP STEELOX | SGP CERAMIC STEELOX | SGP STEELOX | SGP CERAMIC STEELOX | | | | |
| | Cutting and grinding | Universal Line PSF ★★☆☆ | PSF DUO STEELOX | | | | PSF DUO STEELOX | | | | | |
| Straight grinders (< 100 mm) | Cutting | Performance Line SG ★★★☆ | SG STEELOX | | | | SG STEELOX | | SG STEELOX | SG STEELOX | | |
| Petrol cutters and cut-off grinders (> 230 mm) | Cutting | Universal Line PSF ★★☆☆ | PSF STEEL | | | | | | | | | |
| | | Performance Line SG ★★★☆ | SG STEEL | | | | | | | SG CAST + STONE | SG STONE | SG CAST + STONE |

## Cut-off wheel width selection

| Diameter 50–125 mm | | |
|---|---|---|
| Thin cut-off wheels | 0.8 mm | Maximum precision and cutting quality for sheet metal work |
| | 1.0 mm | Universal width with a focus on speed, comfort and cutting quality |
| | 1.3 and 1.6 mm | Universal width with a focus on tool life and comfort |
| Cut-off wheels | ≥ 1.9 mm | Heavy-duty use |

| Diameter 150–230 mm | | |
|---|---|---|
| Thin cut-off wheels | ≤ 2.0 mm | Universal width with a focus on speed, comfort and cutting quality |
| Cut-off wheels | 2.5 mm | Universal width with a focus on tool life and comfort |
| | ≥ 2.9 mm | Heavy-duty use |

# Cut-off wheels
## Universal Line PSF ★★☆☆




### PSF STEEL ★★☆☆

Cut-off wheel for steel with high cutting performance and good tool life. Suitable for cutting sheet metal, profiles and solid material, and for cutting out holes.



**Special features:**

- Fast work progress thanks to good cutting performance.
- High economic efficiency due to good tool life.
- Thin cut-off wheels are ergonomically optimised, efficient and provide impressively fast and thin cuts with minimized burr formation.

| D [mm] | T/U [mm] | H [mm] | Max. RPM | Abrasive | | Item no. | Designation |
|---|---|---|---|---|---|---|---|
| **Flat design EHT (shape 41)** | | | | | | | |
| 100 | 2.4 | 16 | 15,300 | A | 25 | 61741116 | EHT 100-2,4 PSF STEEL/16,0 |
| 105 | 1 | 16 | 14,500 | A | 25 | 69121029 | EHT 105-1,0 PSF STEEL/16,0 |
| 115 | 1 | 22.23 | 13,300 | A | 25 | 61730010 | EHT 115-1,0 PSF STEEL |
| | 1.6 | 22.23 | 13,300 | A | 25 | 61730021 | EHT 115-1,6 PSF STEEL |
| | 2.4 | 22.23 | 13,300 | A | 25 | 61730026 | EHT 115-2,4 PSF STEEL |
| 125 | 1 | 22.23 | 12,200 | A | 25 | 61719010 | EHT 125-1,0 PSF STEEL |
| | 1.6 | 22.23 | 12,200 | A | 25 | 61719021 | EHT 125-1,6 PSF STEEL |
| | 2.4 | 22.23 | 12,200 | A | 25 | 61719026 | EHT 125-2,4 PSF STEEL |
| 150 | 1.6 | 22.23 | 10,200 | A | 25 | 61721221 | EHT 150-1,6 PSF STEEL |
| 180 | 1.6 | 22.23 | 8,500 | A | 25 | 61719121 | EHT 180-1,6 PSF STEEL |
| | 3 | 22.23 | 8,500 | A | 25 | 61726222 | EHT 180-3,0 PSF STEEL |
| 230 | 1.9 | 22.23 | 6,600 | A | 25 | 61728231 | EHT 230-1,9 PSF STEEL |
| | 3 | 22.23 | 6,600 | A | 25 | 61728222 | EHT 230-3.0 PSF STEEL |
| **Depressed-centre design EH (shape 42)** | | | | | | | |
| 100 | 2.4 | 16 | 15,300 | A | 25 | 61739116 | EH 100-2,4 PSF STEEL/16,0 |
| 115 | 2.4 | 22.23 | 13,300 | A | 25 | 61740122 | EH 115-2,4 PSF STEEL |
| | 3.2 | 22.23 | 13,300 | A | 25 | 61740126 | EH 115-3.2 PSF STEEL |
| 125 | 2.4 | 22.23 | 12,200 | A | 25 | 61720222 | EH 125-2,4 PSF STEEL |
| | 3.2 | 22.23 | 12,200 | A | 25 | 61720226 | EH 125-3,2 PSF STEEL |
| 180 | 3 | 22.23 | 8,500 | A | 25 | 61723222 | EH 180-3.0 PSF STEEL |
| 230 | 3 | 22.23 | 6,600 | A | 25 | 61724222 | EH 230-3.0 PSF STEEL |




## PSF STEELOX ★★☆☆

Cut-off wheel for steel and stainless steel (INOX) with high cutting performance and good tool life. Suitable for cutting sheet metal, profiles and solid material, and for cutting out holes.



**Special features:**
- Fast work progress due to high cutting performance and high efficiency thanks to excellent tool life.
- Thin cut-off wheels are ergonomically optimised, efficient and provide impressively fast and thin cuts with minimized burr formation.
- Thin cut-off wheels are ideal for cordless angle grinders.

| D [mm] | T/U [mm] | H [mm] | Max. RPM | Abrasive | | Item no. | Designation |
|---|---|---|---|---|---|---|---|
| **Flat design EHT (shape 41)** | | | | | | | |
| 76 | 0.8 | 10 | 20,100 | A | 25 | 65508109 | EHT 76-0,8 PSF STEELOX/10,0 |
| | 1 | 10 | 20,100 | A | 25 | 65508100 | EHT 76-1,0 PSF STEELOX/10,0 |
| 105 | 1 | 16 | 14,500 | A | 25 | 61741105 | EHT 105-1.0 PSF STEELOX/16.0 |
| 115 | 1 | 22.23 | 13,300 | A | 10 | 69121092 | EHT 115-1,0 PSF STEELOX (TIN 10) |
| | | | | | 25 | 61730100 | EHT 115-1.0 PSF STEELOX |
| | 1.6 | 22.23 | 13,300 | A | 25 | 61730121 | EHT 115-1.6 PSF STEELOX |
| | 2.4 | 22.23 | 13,300 | A | 25 | 61730122 | EHT 115-2.4 PSF STEELOX |
| 125 | 1 | 22.23 | 12,200 | A | 10 | 61721110 | EHT 125-1,0 PSF STEELOX (10) |
| | | | | | | 69121091 | EHT 125-1,0 PSF STEELOX (TIN 10) |
| | | | | | 25 | 61721100 | EHT 125-1.0 PSF STEELOX |
| | 1.6 | 22.23 | 12,200 | A | 25 | 61721121 | EHT 125-1.6 PSF STEELOX |
| | 2 | 22.23 | 12,200 | A | 25 | 69120850 | EHT 125-2,0 PSF STEELOX |
| | 2.4 | 22.23 | 12,200 | A | 25 | 61721122 | EHT 125-2.4 PSF STEELOX |
| 150 | 1.6 | 22.23 | 10,200 | A | 25 | 61724121 | EHT 150-1.6 PSF STEELOX |
| 180 | 1.6 | 22.23 | 8,500 | A | 25 | 61726121 | EHT 180-1.6 PSF STEELOX |
| | 2.5 | 22.23 | 8,500 | A | 25 | 61726122 | EHT 180-2.5 PSF STEELOX |
| 230 | 1.9 | 22.23 | 6,600 | A | 25 | 61728131 | EHT 230-1.9 PSF STEELOX |
| | 2 | 22.23 | 6,600 | A | 25 | 69901410 | EHT 230-2,0 PSF STEELOX |
| | 2.5 | 22.23 | 6,600 | A | 25 | 61728122 | EHT 230-2.5 PSF STEELOX |
| **Flat reinforced type EHT (shape 41) –** prevents wobbling in separating cuts. | | | | | | | |
| 230 | 1.9 | 22.23 | 6,600 | A | 25 | 61728327 | EHT 230-1,9 PSF HD STEELOX |
| **Flat design EHT (type 41) with X-LOCK holder** X-LOCK | | | | | | | |
| 115 | 1 | 22.23 | 13,300 | A | 25 | 61730101 | EHT 115-1,0 PSF STEELOX/X-LOCK |
| 125 | 1 | 22.23 | 12,200 | A | 25 | 61721101 | EHT 125-1,0 PSF STEELOX/X-LOCK |
| | 1.6 | 22.23 | 12,200 | A | 25 | 61721124 | EHT 125-1,6 PSF STEELOX/X-LOCK |
| **Depressed-centre design EH (shape 42)** | | | | | | | |
| 100 | 2.4 | 16 | 15,300 | A | 25 | 61739326 | EH 100-2,4 PSF STEELOX/16,0 |
| 115 | 2.4 | 22.23 | 13,300 | A | 25 | 61740326 | EH 115-2,4 PSF STEELOX |
| 125 | 2.4 | 22.23 | 12,200 | A | 25 | 61720326 | EH 125-2.4 PSF STEELOX |
| 180 | 2.5 | 22.23 | 8,500 | A | 25 | 61726326 | EH 180-2,5 PSF STEELOX |
| 230 | 2.5 | 22.23 | 6,600 | A | 25 | 61728326 | EH 230-2,5 PSF STEELOX |
| **Depressed-centre design EH (type 42) with X-LOCK holder** X-LOCK | | | | | | | |
| 125 | 2.4 | 22.23 | 12,200 | A | 25 | 61740125 | EH 125-2,4 PSF STEELOX/X-LOCK |




## PSF CLASSIC STEELOX ★★☆☆

Cut-off wheel for steel and stainless steel (INOX) with high cutting performance, good tool life and metal ring in the inner hole. Suitable for cutting sheet metal, profiles and solid material, and for cutting out holes.



**Special features:**
- Fast work progress due to high cutting performance and high efficiency thanks to excellent tool life.
- Thin cut-off wheels are ergonomically optimised, efficient and provide impressively fast and thin cuts with minimized burr formation.
- Suitable for general use on steel and stainless steel (INOX).

| D [mm] | T/U [mm] | H [mm] | Max. RPM | Abrasive | | Item no. | Designation |
|---|---|---|---|---|---|---|---|
| **Flat design EHT (shape 41)** | | | | | | | |
| 115 | 1 | 22.23 | 13,300 | A | 25 | 61715150 | EHT 115-1,0 PSF CLASSIC STEELOX |
| 125 | 1 | 22.23 | 12,200 | A | 25 | 61715250 | EHT 125-1,0 PSF CLASSIC STEELOX |
| | 1.6 | 22.23 | 12,200 | A | 25 | 61715253 | EHT 125-1,6 PSF CLASSIC STEELOX |




## PSF DUODISC STEELOX ★★☆☆ combination wheel

Combination wheel for steel and stainless steel (INOX) with high cutting performance and good tool life. Suitable for cutting, deburring, grouting, surface grinding, and for work on fillet welds and weld seams.



**Special features:**
- Safe, standard-compliant solution for cutting and face grinding with just one tool.
- Ideal for cordless angle grinders.
- Problem solver for grinding work on scale.

| D [mm] | T/U [mm] | H [mm] | Max. RPM | Abrasive | | Item no. | Designation |
|---|---|---|---|---|---|---|---|
| **Depressed-centre design E (type 27)** | | | | | | | |
| 100 | 1.9 | 16 | 15,300 | A | 10 | 62010630 | E 100-1,9 PSF DUO STEELOX/16,0 |
| | 2.8 | 16 | 15,300 | A | 10 | 62010632 | E 100-2,8 PSF DUO STEELOX/16,0 |
| 115 | 1.9 | 22.23 | 13,300 | A | 10 | 62011630 | E 115-1,9 PSF DUO STEELOX |
| | 2.8 | 22.23 | 13,300 | A | 10 | 62011620 | E 115-2,8 PSF DUO STEELOX |
| 125 | 1.9 | 22.23 | 12,200 | A | 10 | 62012630 | E 125-1,9 PSF DUO STEELOX |
| | 2.8 | 22.23 | 12,200 | A | 10 | 62012620 | E 125-2,8 PSF DUO STEELOX |
| 150 | 3.5 | 22.23 | 10,200 | A | 10 | 62015420 | E 150-3,5 PSF DUO STEELOX |
| 180 | 3.5 | 22.23 | 8,500 | A | 10 | 62017420 | E 180-3,5 PSF DUO STEELOX |




## PSF ALU + STONE ★★☆☆

Cut-off wheel with high cutting performance and good tool life for use on aluminium, titanium, other non-ferrous metals, stone, concrete, tiles, duroplastics, cast iron. Suitable for cutting sheet metal, profiles and solid material, and for cutting out holes.



**Special features:**

- Fast work progress thanks to good cutting performance.
- Thin cut-off wheels are ideal for cordless angle grinders.
- Thin cut-off wheels are ergonomically optimised, efficient and provide impressively fast and thin cuts with minimized burr formation.

| D [mm] | T/U [mm] | H [mm] | Max. RPM | Abrasive | | Item no. | Designation |
|---|---|---|---|---|---|---|---|
| **Flat design EHT (shape 41)** | | | | | | | |
| 115 | 1 | 22.23 | 13,300 | C | 25 | 61818010 | EHT 115-1,0 PSF ALU+STONE |
| | 1.6 | 22.23 | 13,300 | C | 25 | 61818021 | EHT 115-1,6 PSF ALU+STONE |
| 125 | 1 | 22.23 | 12,200 | C | 10 | 61819015 | EHT 125-1,0 PSF ALU+STONE (10) |
| | | | | | 25 | 61819010 | EHT 125-1,0 PSF ALU+STONE |
| | 1.6 | 22.23 | 12,200 | C | 25 | 61819021 | EHT 125-1,6 PSF ALU+STONE |
| 180 | 3.2 | 22.23 | 8,500 | C | 25 | 61826222 | EHT 180-3,2 PSF ALU+STONE |
| 230 | 3.2 | 22.23 | 6,600 | C | 25 | 61828222 | EHT 230-3,2 PSF ALU+STONE |
| **Depressed-centre design EH (shape 42)** | | | | | | | |
| 115 | 2.4 | 22.23 | 13,300 | C | 25 | 61830122 | EH 115-2,4 PSF ALU+STONE |
| 125 | 2.4 | 22.23 | 12,200 | C | 25 | 61820222 | EH 125-2,4 PSF ALU+STONE |
| 150 | 3 | 22.23 | 10,200 | C | 25 | 61823326 | EH 150-3,0 PSF ALU+STONE |
| 180 | 3.2 | 22.23 | 8,500 | C | 25 | 61823222 | EH 180-3,2 PSF ALU+STONE |
| 230 | 3.2 | 22.23 | 6,600 | C | 25 | 61824222 | EH 230-3,2 PSF ALU+STONE |

# Cut-off wheels
## Performance Line SG ★★★☆




### SG STEEL ★★★☆

Cut-off wheel for steel with high cutting performance and maximum tool life. Suitable for cutting profiles and solid material, and for cutting out holes.



**Special features:**

- Fast work progress thanks to good cutting performance.
- Thin cut-off wheels are ideal for cordless angle grinders.
- Thin cut-off wheels are ergonomically optimised, efficient and provide impressively fast and thin cuts with minimized burr formation.

| D [mm] | T/U [mm] | H [mm] | Max. RPM | Abrasive | | Item no. | Designation |
|---|---|---|---|---|---|---|---|
| **Flat design EHT (shape 41)** | | | | | | | |
| 100 | 2.4 | 16 | 15,300 | A | 25 | 61340116 | EHT 100-2,4 SG STEEL/16,0 |
| 115 | 1 | 22.23 | 13,300 | A | 25 | 61340382 | EHT 115-1.0 SG STEEL |
| | 1.6 | 22.23 | 13,300 | A | 25 | 61330122 | EHT 115-1,6 SG STEEL |
| | 2.4 | 22.23 | 13,300 | A | 25 | 61340222 | EHT 115-2,4 SG STEEL |
| 125 | 1 | 22.23 | 12,200 | A | 25 | 61341082 | EHT 125-1,0 SG STEEL |
| | 1.6 | 22.23 | 12,200 | A | 25 | 61331122 | EHT 125-1,6 SG STEEL |
| | 2.4 | 22.23 | 12,200 | A | 25 | 61321222 | EHT 125-2,4 SG STEEL |
| 150 | 1.6 | 22.23 | 10,200 | A | 25 | 61323106 | EHT 150-1,6 SG STEEL |
| | 3 | 22.23 | 10,200 | A | 25 | 61322222 | EHT 150-3,0 SG STEEL |
| 180 | 1.6 | 22.23 | 8,500 | A | 25 | 61326122 | EHT 180-1,6 SG STEEL |
| | 2.9 | 22.23 | 8,500 | A | 25 | 61326322 | EHT 180-2,9 SG STEEL |
| | 3.2 | 22.23 | 8,500 | A | 25 | 61326222 | EHT 180-3,2 SG STEEL |
| 230 | 1.9 | 22.23 | 6,600 | A | 25 | 61328131 | EHT 230-1,9 SG STEEL |
| | 2.9 | 22.23 | 6,600 | A | 25 | 61328322 | EHT 230-2,9 SG STEEL |
| | 3.2 | 22.23 | 6,600 | A | 25 | 61328222 | EHT 230-3,2 SG STEEL |
| **Depressed-centre design EH (shape 42)** | | | | | | | |
| 100 | 2.4 | 16 | 15,300 | A | 25 | 61339116 | EH 100-2,4 SG STEEL/16,0 |
| 115 | 2.4 | 22.23 | 13,300 | A | 25 | 61340122 | EH 115-2,4 SG STEEL |
| | 3.2 | 22.23 | 13,300 | A | 25 | 61340132 | EH 115-3,2 SG STEEL |
| 125 | 2.4 | 22.23 | 12,200 | A | 25 | 61320222 | EH 125-2,4 SG STEEL |
| | 3.2 | 22.23 | 12,200 | A | 25 | 61320232 | EH 125-3,2 SG STEEL |
| 150 | 3 | 22.23 | 10,200 | A | 25 | 61323122 | EH 150-3,0 SG STEEL |
| 180 | 2.9 | 22.23 | 8,500 | A | 25 | 61323322 | EH 180-2,9 SG STEEL |
| | 3.2 | 22.23 | 8,500 | A | 25 | 61323222 | EH 180-3,2 SG STEEL |
| 230 | 2.9 | 22.23 | 6,600 | A | 25 | 61324322 | EH 230-2,9 SG STEEL |
| | 3.2 | 22.23 | 6,600 | A | 25 | 61324222 | EH 230-3,2 SG STEEL |

# Cut-off wheels
## Performance Line SG ★★★☆




### SG STEELOX ★★★☆

Cut-off wheel for steel and stainless steel (INOX) with high cutting performance and maximum tool life. Suitable for cutting sheet metal, profiles and solid material, and for cutting out holes.



**Special features:**
- Fast work progress thanks to good cutting performance.
- Maximum economic efficiency due to maximum tool life.
- Thin cut-off wheels are ergonomically optimised, efficient and provide impressively fast and thin cuts with minimized burr formation.

| D [mm] | T/U [mm] | H [mm] | Max. RPM | Abrasive | | Item no. | Designation |
|---|---|---|---|---|---|---|---|
| **Flat design EHT (shape 41)** | | | | | | | |
| 105 | 1 | 16 | 14,500 | A | 25 | 69121043 | EHT 105-1,0 SG STEELOX/16,0 |
| 115 | 1 | 22.23 | 13,300 | A | 25 | 61340412 | EHT 115-1,0 SG STEELOX |
| | 1.6 | 22.23 | 13,300 | A | 25 | 61340422 | EHT 115-1,6 SG STEELOX |
| | 2.4 | 22.23 | 13,300 | A | 25 | 61340432 | EHT 115-2,4 SG STEELOX |
| 125 | 1 | 22.23 | 12,200 | A | 25 | 61341112 | EHT 125-1,0 SG STEELOX |
| | 1.6 | 22.23 | 12,200 | A | 25 | 61341122 | EHT 125-1,6 SG STEELOX |
| | 2 | 22.23 | 12,200 | A | 25 | 61320120 | EHT 125-2,0 SG STEELOX |
| | 2.4 | 22.23 | 12,200 | A | 25 | 61331432 | EHT 125-2,4 SG STEELOX |
| 150 | 1.6 | 22.23 | 10,200 | A | 25 | 61342122 | EHT 150-1,6 SG STEELOX |
| | 2 | 22.23 | 10,200 | A | 25 | 61342400 | EHT 150-2,0 SG STEELOX |
| | 2.5 | 22.23 | 10,200 | A | 25 | 61100150 | EHT 150-2,5 SG STEELOX |
| 180 | 1.6 | 22.23 | 8,500 | A | 25 | 61326410 | EHT 180-1,6 SG STEELOX |
| | 2 | 22.23 | 8,500 | A | 25 | 69901412 | EHT 180-2,0 SG STEELOX |
| | 2.5 | 22.23 | 8,500 | A | 25 | 61326422 | EHT 180-2,5 SG STEELOX |
| 230 | 1.9 | 22.23 | 6,600 | A | 25 | 61328430 | EHT 230-1,9 SG STEELOX |
| | 2 | 22.23 | 6,600 | A | 25 | 61328400 | EHT 230-2,0 SG STEELOX |
| | 2.5 | 22.23 | 6,600 | A | 25 | 61328422 | EHT 230-2,5 SG STEELOX |
| | 3.2 | 22.23 | 6,600 | A | 25 | 61328432 | EHT 230-3,2 SG STEELOX |
| **Flat design EHT (type 41) with X-LOCK holder** | | | | | | | X-LOCK |
| 125 | 1 | 22.23 | 12,200 | A | 25 | 61341113 | EHT 125-1,0 SG STEELOX/X-LOCK |
| | 1.6 | 22.23 | 12,200 | A | 25 | 61341123 | EHT 125-1,6 SG STEELOX/X-LOCK |
| **Depressed-centre design EH (shape 42)** | | | | | | | |
| 115 | 2.4 | 22.23 | 13,300 | A | 25 | 61340123 | EH 115-2,4 SG STEELOX |
| | 3.2 | 22.23 | 13,300 | A | 25 | 61332432 | EH 115-3,2 SG STEELOX |
| 125 | 2.4 | 22.23 | 12,200 | A | 25 | 61341222 | EH 125-2,4 SG STEELOX |
| | 3.2 | 22.23 | 12,200 | A | 25 | 61333432 | EH 125-3,2 SG STEELOX |
| 180 | 2.5 | 22.23 | 8,500 | A | 25 | 61323223 | EH 180-2,5 SG STEELOX |
| 230 | 2.5 | 22.23 | 6,600 | A | 25 | 61324223 | EH 230-2,5 SG STEELOX |
| **Depressed-centre design EH (type 42) with X-LOCK holder** | | | | | | | X-LOCK |
| 125 | 2.4 | 22.23 | 12,200 | A | 25 | 61340125 | EH 125-2,4 SG STEELOX/X-LOCK |




## SG CLASSIC STEELOX ★★★☆

Cut-off wheel for steel and stainless steel (INOX) with high cutting performance and maximum tool life. Suitable for cutting sheet metal, profiles and solid material, and for cutting out holes.

**Special features:**
- Fast work progress thanks to good cutting performance.
- Maximum economic efficiency due to maximum tool life.
- Thin cut-off wheels are ergonomically optimised, efficient and provide impressively fast and thin cuts with minimized burr formation.

| D [mm] | T/U [mm] | H [mm] | Max. RPM | Abrasive | | Item no. | Designation |
|---|---|---|---|---|---|---|---|
| **Flat design EHT (shape 41)** | | | | | | | |
| 125 | 1 | 22.23 | 12,200 | A | 25 | 61341106 | EHT 125-1,0 SG CLASSIC STEELOX |
| | 1.6 | 22.23 | 12,200 | A | 25 | 61341120 | EHT 125-1,6 SG CLASSIC STEELOX |
| 180 | 1.6 | 22.23 | 8,600 | A | 25 | 61326406 | EHT 180-1,6 SG CLASSIC STEELOX |




## SG INOX ★★★☆

Cut-off wheel for stainless steel (INOX) with high cutting performance and maximum tool life. Suitable for cutting sheet metal, profiles and solid material, and for cutting out holes.



**Special features:**
- Fast work progress thanks to good cutting performance.
- Maximum economic efficiency due to maximum tool life.
- Thin cut-off wheels are ergonomically optimised, efficient and provide impressively fast and thin cuts with minimized burr formation.

| D [mm] | T/U [mm] | H [mm] | Max. RPM | Abrasive | | Item no. | Designation |
|---|---|---|---|---|---|---|---|
| **Flat design EHT (shape 41)** | | | | | | | |
| 105 | 1 | 16 | 14,500 | A | 25 | 61315113 | EHT 105-1,0 SG INOX/16,0 |
| 115 | 0.8 | 22.23 | 13,300 | A | 25 | 61340396 | EHT 115-0,8 SG INOX |
| | 1 | 22.23 | 13,300 | A | 25 | 61340416 | EHT 115-1,0 SG INOX |
| | 1.6 | 22.23 | 13,300 | A | 25 | 61340424 | EHT 115-1,6 SG INOX |
| 125 | 0.8 | 22.23 | 12,200 | A | 25 | 61341096 | EHT 125-0,8 SG INOX |
| | 1 | 22.23 | 12,200 | A | 25 | 61341116 | EHT 125-1,0 SG INOX |
| | 1.6 | 22.23 | 12,200 | A | 25 | 61341124 | EHT 125-1,6 SG INOX |
| 150 | 1.6 | 22.23 | 10,200 | A | 25 | 61342124 | EHT 150-1,6 SG INOX |
| 180 | 1.6 | 22.23 | 8,500 | A | 25 | 61326124 | EHT 180-1,6 SG INOX |
| | 2.5 | 22.23 | 8,500 | A | 25 | 61326423 | EHT 180-2,5 SG INOX |
| 230 | 1.9 | 22.23 | 6,600 | A | 25 | 61328124 | EHT 230-1,9 SG INOX |
| | 2.5 | 22.23 | 6,600 | A | 25 | 61328423 | EHT 230-2,5 SG INOX |

*Continued on next page*

# Cut-off wheels
## Performance Line SG ★★★☆

| D [mm] | T/U [mm] | H [mm] | Max. RPM | Abrasive | | Item no. | Designation |
|---|---|---|---|---|---|---|---|
| **Depressed-centre design EH (shape 42)** | | | | | | | |
| 125 | 2.4 | 22.23 | 12,200 | A | 25 | 61341223 | EH 125-2,4 SG INOX |
| 230 | 2.5 | 22.23 | 6,600 | A | 25 | 61324224 | EH 230-2,5 SG INOX |




### SG ALU ★★★☆

Cut-off wheel for aluminium and other non-ferrous metals with high cutting performance and maximum tool life. Suitable for cutting sheet metal, profiles and solid material, and for cutting out holes.



**Special features:**
- Special abrasive mixture and bond technology prevent the cut-off wheel clogging up, even on soft, tough aluminium.
- Does not contain any fillers that could leave undesirable residues on the workpiece. The surface can therefore be welded immediately.
- Thin cut-off wheels are ergonomically optimised, efficient and provide impressively fast and thin cuts with minimized burr formation.

| D [mm] | T/U [mm] | H [mm] | Max. RPM | Abrasive | | Item no. | Designation |
|---|---|---|---|---|---|---|---|
| **Flat design EHT (shape 41)** | | | | | | | |
| 105 | 1 | 16 | 14,500 | A/C | 25 | 61339430 | EHT 105-1,0 SG ALU/16,0 |
| 115 | 1 | 22.23 | 13,300 | A/C | 25 | 61340415 | EHT 115-1,0 SG ALU |
| | 1.6 | 22.23 | 13,300 | A/C | 25 | 61340425 | EHT 115-1,6 SG ALU |
| | 2.4 | 22.23 | 13,300 | A/C | 25 | 61340550 | EHT 115-2,4 SG ALU |
| 125 | 1 | 22.23 | 12,200 | A/C | 25 | 61341115 | EHT 125-1,0 SG ALU |
| | 1.6 | 22.23 | 12,200 | A/C | 25 | 61341225 | EHT 125-1,6 SG ALU |
| | 2.4 | 22.23 | 12,200 | A/C | 25 | 61331550 | EHT 125-2,4 SG ALU |
| 150 | 1.6 | 22.23 | 10,200 | A/C | 25 | 61323116 | EHT 150-1,6 SG ALU |
| 180 | 1.6 | 22.23 | 8,500 | A/C | 25 | 61326119 | EHT 180-1,6 SG ALU |
| | 2.9 | 22.23 | 8,500 | A/C | 25 | 61326323 | EHT 180-2,9 SG ALU |
| 230 | 1.9 | 22.23 | 6,600 | A/C | 25 | 61328119 | EHT 230-1,9 SG ALU |
| | 2.9 | 22.23 | 6,600 | A/C | 25 | 61328323 | EHT 230-2,9 SG ALU |
| **Depressed-centre design EH (shape 42)** | | | | | | | |
| 115 | 2.4 | 22.23 | 13,300 | A/C | 25 | 61340312 | EH 115-2,4 SG ALU |
| 125 | 2.4 | 22.23 | 12,200 | A/C | 25 | 61320822 | EH 125-2,4 SG ALU |
| 180 | 2.9 | 22.23 | 8,500 | A/C | 25 | 61323323 | EH 180-2,9 SG ALU |
| 230 | 2.9 | 22.23 | 6,600 | A/C | 25 | 61324323 | EH 230-2,9 SG ALU |




## CERAMIC SGP STEEL ★★★★

Special cut-off wheel with ceramic oxide grain for steel with ultimate cutting performance and excellent tool life. Suitable for cutting large cross-sections, profiles and solid material, and for cutting out holes.



**Special features:**
- Extremely fast work progress, even with large cross-sections.
- Previously unattained cutting performance thanks to high-performance abrasive ceramic oxide grain in conjunction with a special bond technology.
- Thin cut-off wheels are ergonomically optimised, efficient and provide impressively fast and thin cuts with minimized burr formation.

| D [mm] | T/U [mm] | H [mm] | Max. RPM | Abrasive | | Item no. | Designation |
|---|---|---|---|---|---|---|---|
| **Flat design EHT (shape 41)** | | | | | | | |
| 100 | 1.3 | 16 | 15,300 | CO | 25 | *61301013* | EHT 100-1,3 CERAMIC SGP STEEL/16,0 |
| 115 | 1 | 22.23 | 13,300 | CO | 25 | 61301510 | EHT 115-1,0 CERAMIC SGP STEEL |
| | 1.6 | 22.23 | 13,300 | CO | 25 | 61301516 | EHT 115-1,6 CERAMIC SGP STEEL |
| 125 | 1 | 22.23 | 12,200 | CO | 25 | 61312510 | EHT 125-1,0 CERAMIC SGP STEEL |
| | 1.6 | 22.23 | 12,200 | CO | 25 | 61312516 | EHT 125-1,6 CERAMIC SGP STEEL |
| | 2 | 22.23 | 12,200 | CO | 25 | 61312520 | EHT 125-2,0 CERAMIC SGP STEEL |
| 150 | 1.6 | 22.23 | 10,200 | CO | 25 | 61315016 | EHT 150-1,6 CERAMIC SGP STEEL |
| 180 | 1.6 | 22.23 | 8,500 | CO | 25 | 61318016 | EHT 180-1,6 CERAMIC SGP STEEL |
| | 2.5 | 22.23 | 8,500 | CO | 25 | 61318025 | EHT 180-2,5 CERAMIC SGP STEEL |
| 230 | 1.9 | 22.23 | 6,600 | CO | 25 | 61323019 | EHT 230-1,9 CERAMIC SGP STEEL |
| | 2.5 | 22.23 | 6,600 | CO | 25 | 61323025 | EHT 230-2,5 CERAMIC SGP STEEL |
| **Depressed-centre design EH (shape 42)** | | | | | | | |
| 115 | 1.6 | 22.23 | 13,300 | CO | 25 | 61300115 | EH 115-1,6 CERAMIC SGP STEEL |
| 125 | 1.6 | 22.23 | 12,200 | CO | 25 | 61300125 | EH 125-1,6 CERAMIC SGP STEEL |




## CERAMIC SGP STEELOX ★★★★

Special cut-off wheel with ceramic oxide grain for steel and stainless steel (INOX) with ultimate cutting performance and excellent tool life. Optimized for use on workpieces with larger cross sections.

**Special features:**
- Unprecedented cutting performance due to high-performance abrasive ceramic oxide grain in connection with a special bond technology, resulting in the fastest work progress even on large cross sections.
- Maximum economic efficiency due to excellent tool life.

| D [mm] | T/U [mm] | H [mm] | Max. RPM | Abrasive | | Item no. | Designation |
|---|---|---|---|---|---|---|---|
| 115 | 1 | 22.23 | 13,300 | CO | 25 | 61342115 | EHT 115-1.0 CERAMIC SGP STEELOX |
| 125 | 1 | 22.23 | 12,200 | CO | 25 | 61342125 | EHT 125-1.0 CERAMIC SGP STEELOX |



*New item*
*Discontinued product*




## SGP STEELOX ★★★★

Cut-off wheel for steel and stainless steel (INOX) with high cutting performance and an excellent tool life. Suitable for cutting thin sheet and profiles, and for cutting out holes.



**Special features:**
- Excellent tool life on thin sheet metal and profiles thanks to wear-resistant bond system.
- Fast work progress thanks to good cutting performance.
- Thin cut-off wheels are ergonomically optimised, efficient and provide impressively fast and thin cuts with minimized burr formation.

| D [mm] | T [mm] | H [mm] | Max. RPM | Abrasive | | Item no. | Designation |
|---|---|---|---|---|---|---|---|
| **Flat design EHT (shape 41)** | | | | | | | |
| 105 | 0.8 | 16 | 14,500 | A | 25 | 61330008 | EHT 105-0,8 SGP STEELOX/16,0 |
| 115 | 0.8 | 22.23 | 13,300 | A | 25 | 61340394 | EHT 115-0,8 SGP STEELOX |
| | 1 | 22.23 | 13,300 | A | 25 | 61330421 | EHT 115-1,0 SGP STEELOX |
| | 1.6 | 22.23 | 13,300 | A | 25 | 61330420 | EHT 115-1,6 SGP STEELOX |
| | 2.2 | 22.23 | 13,300 | A | 25 | 61330422 | EHT 115-2,2 SGP STEELOX |
| 125 | 0.8 | 22.23 | 12,200 | A | 25 | 61341094 | EHT 125-0,8 SGP STEELOX |
| | 1 | 22.23 | 12,200 | A | 25 | 61331421 | EHT 125-1,0 SGP STEELOX |
| | 1.6 | 22.23 | 12,200 | A | 25 | 61331420 | EHT 125-1,6 SGP STEELOX |
| | 2.2 | 22.23 | 12,200 | A | 25 | 61331622 | EHT 125-2,2 SGP STEELOX |
| 150 | 1.6 | 22.23 | 10,200 | A | 25 | 61342164 | EHT 150-1,6 SGP STEELOX |
| | 2.5 | 22.23 | 10,200 | A | 25 | 61342225 | EHT 150-2,5 SGP STEELOX |
| 180 | 1.6 | 22.23 | 8,500 | A | 25 | 61343122 | EHT 180-1,6 SGP STEELOX |
| 230 | 1.9 | 22.23 | 6,600 | A | 25 | 61328702 | EHT 230-1,9 SGP STEELOX |
| | 2.3 | 22.23 | 6,600 | A | 25 | 61328712 | EHT 230-2,3 SGP STEELOX |
| | 2.8 | 22.23 | 6,600 | A | 25 | 61328722 | EHT 230-2,8 SGP STEELOX |



## Clamping flanges




### Clamping flange set for thin 180/230 mm cut-off wheels

Clamping flange set for increasing lateral stability and precise guidance in order to prevent wobbling, especially when using cut-off wheels from 1.6 to 2.0 mm in width with diameters of 180 and 230 mm. The set can be used with any standard angle grinder with an M14 or 5/8″-11 drive spindle.

| For angle grinders with a spindle | D [mm] | | Item no. | Designation |
|---|---|---|---|---|
| M 14 | 76 | 1 | 33500760 | SFS 76 M14 |
| 5/8″-11 | 76 | 1 | 33500761 | SFS 76 5/8″-11 |

# Cut-off wheels for foundries
## Performance Line SG ★★★☆




### SG CAST + INOX ★★★☆

Cut-off wheel optimized for use in harsh conditions in foundries and fettling shops with high cutting performance, good tool life and high lateral stability. Suitable for cutting cast iron, stainless steel (INOX) and cast steel.

**Special features:**
- The reinforced fabric armouring for tough foundry applications guarantees the highest degree of safety.
- Fast work progress due to high cutting performance and high efficiency thanks to excellent tool life.
- Optimized for use on compressed-air turbine and high-frequency angle grinders.

| D [mm] | T/U [mm] | H [mm] | Max. RPM | Abrasive | | Item no. | Designation |
|---|---|---|---|---|---|---|---|
| **Flat design EHT (shape 41)** | | | | | | | |
| 230 | 2.9 | 22.23 | 6,600 | A | 25 | 61328832 | EHT 230-2,9 SG CAST+INOX |
| **Depressed-centre design EH (shape 42)** | | | | | | | |
| 230 | 2.9 | 22.23 | 6,600 | A | 25 | 61324832 | EH 230-2,9 SG CAST+INOX |




### SG CAST + ALU ★★★☆

Cut-off wheel optimized for use in harsh conditions in foundries and fettling shops with high cutting performance, good tool life and high lateral stability. Suitable for cutting grey/nodular cast iron (GG/GJL, GGG/GJS) and hard aluminium alloys.

**Special features:**
- The reinforced fabric armouring for tough foundry applications guarantees the highest degree of safety.
- Fast work progress due to high cutting performance and high efficiency thanks to excellent tool life.
- Optimized for use on compressed-air turbine and high-frequency angle grinders.

| D [mm] | T/U [mm] | H [mm] | Max. RPM | Abrasive | | Item no. | Designation |
|---|---|---|---|---|---|---|---|
| **Depressed-centre design EH (shape 42)** | | | | | | | |
| 230 | 3.2 | 22.23 | 6,600 | A/C | 25 | 61324802 | EH 230-3,2 SG CAST+ALU |

# Cut-off wheels for foundries
## Performance Line SG ★★★☆




### ZIRKON SG CAST ★★★☆

Cut-off wheel optimized for use in foundries and fettling shops with high cutting performance, maximum tool life and high lateral stability. For cutting grey/nodular cast iron (GG/GJL, GGG/GJS).

**Special features:**

- The reinforced fabric armouring for tough foundry applications guarantees the highest degree of safety.
- Fast work progress due to high cutting performance and maximum efficiency thanks to optimum tool life.
- Optimized for use on compressed-air turbine and high-frequency angle grinders.

| D [mm] | T/U [mm] | H [mm] | Max. RPM | Abrasive | | Item no. | Designation |
|---|---|---|---|---|---|---|---|
| **Depressed-centre design EH (shape 42)** | | | | | | | |
| 230 | 3.2 | 22.23 | 6,600 | Z/C | 25 | 69120642 | EH 230-3,2 ZIRKON SG CAST |

# Cut-off wheels for straight grinders
## Performance Line SG ★★★☆




### SG STEELOX ★★★☆

Universal cut-off wheel for a range of materials, for use on straight grinders. Suitable for cutting sheet metal, profiles and solid material, and for cutting out holes.



**Special features:**
- Ideal for hard-to-reach areas.
- Thin cut-off wheels are ergonomically optimised, efficient and provide impressively fast and thin cuts with minimized burr formation.
- Maximum economic efficiency due to maximum tool life.

| D [mm] | T [mm] | H [mm] | Max. RPM | Abrasive | | Item no. | Designation |
|---|---|---|---|---|---|---|---|
| **Flat design EHT (shape 41)** | | | | | | | |
| 30 | 1 | 6 | 51,000 | A | 50 | 65503010 | EHT 30-1,0 SG STEELOX/6,0 |
| | 1.4 | 6 | 51,000 | A | 50 | 65503020 | EHT 30-1,4 SG STEELOX/6,0 |
| 40 | 1 | 6 | 38,200 | A | 50 | 65504010 | EHT 40-1,0 SG STEELOX/6,0 |
| | 2 | 6 | 38,200 | A | 50 | 65504020 | EHT 40-2,0 SG STEELOX/6,0 |
| 50 | 0.8 | 6 | 30,600 | A | 50 | 65505008 | EHT 50-0,8 SG STEELOX/6,0 |
| | 1 | 6 | 30,600 | A | 50 | 65505000 | EHT 50-1,0 SG STEELOX/6,0 |
| | 1.4 | 6 | 30,600 | A | 50 | 65505010 | EHT 50-1,4 SG STEELOX/6,0 |
| | 2 | 6 | 30,600 | A | 50 | 65505020 | EHT 50-2,0 SG STEELOX/6,0 |
| | 3 | 6 | 30,600 | A | 50 | 65505030 | EHT 50-3,0 SG STEELOX/6,0 |
| 65 | 0.8 | 6 | 23,500 | A | 50 | 65506008 | EHT 65-0,8 SG STEELOX/6,0 |
| | | 10 | 23,500 | A | 50 | 65506009 | EHT 65-0,8 SG STEELOX/10,0 |
| | 1 | 6 | 23,500 | A | 50 | 65506000 | EHT 65-1,0 SG STEELOX/6,0 |
| | | 10 | 23,500 | A | 50 | 65506001 | EHT 65-1,0 SG STEELOX/10,0 |
| | 1.4 | 10 | 23,500 | A | 50 | 65506011 | EHT 65-1,4 SG STEELOX/10,0 |
| | 2 | 10 | 23,500 | A | 50 | 65506021 | EHT 65-2,0 SG STEELOX/10,0 |
| | 3 | 10 | 23,500 | A | 50 | 65506031 | EHT 65-3,0 SG STEELOX/10,0 |
| 70 | 1 | 10 | 21,800 | A | 50 | 65507001 | EHT 70-1,0 SG STEELOX/10,0 |
| | 1.4 | 10 | 21,800 | A | 50 | 65507011 | EHT 70-1,4 SG STEELOX/10,0 |
| | 2 | 10 | 21,800 | A | 50 | 65507021 | EHT 70-2,0 SG STEELOX/10,0 |
| 76 | 0.8 | 6 | 20,100 | A | 50 | 65508009 | EHT 76-0,8 SG STEELOX/6,0 |
| | | 10 | 20,100 | A | 50 | 65508008 | EHT 76-0,8 SG STEELOX/10,0 |
| | 1 | 6 | 20,100 | A | 50 | 65508000 | EHT 76-1,0 SG STEELOX/6,0 |
| | | 10 | 20,100 | A | 50 | 65508001 | EHT 76-1,0 SG STEELOX/10,0 |
| | 1.4 | 10 | 20,100 | A | 50 | 65508011 | EHT 76-1,4 SG STEELOX/10,0 |
| | 2 | 10 | 20,100 | A | 50 | 65508021 | EHT 76-2,0 SG STEELOX/10,0 |
| | 3 | 10 | 20,100 | A | 50 | 65508031 | EHT 76-3,0 SG STEELOX/10,0 |

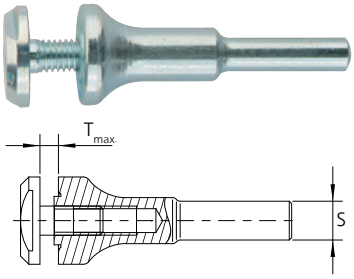


## Arbor for small cut-off wheels

Accessory for mounting small cut-off wheels on straight grinders. Sturdy version with maximum shank breakage resistance.



| S [mm] | Suitable for hole diameter [mm] | $T_{max}$ [mm] | | Item no. | Designation |
|---|---|---|---|---|---|
| 6 | 6 | 0 – 4 | 1 | 33510000 | BO 6/6 0-4 |
| | 10 | 0 – 4 | 1 | 33512000 | BO 6/10 0-4 |
| 6.35 | 6 | 0 – 4 | 1 | 33511000 | BO 6,35/6 0-4 (1/4) |
| | 10 | 0 – 4 | 1 | 33513000 | BO 6,35/10 0-4 (1/4) |
| 8 | 10 | 0 – 4 | 1 | 33514000 | BO 8/10 0-4 |

# Cut-off wheels for petrol cutters and cut-off grinders

## Performance Line PSF ★★☆☆



### PSF STEEL ★★☆☆

Cut-off wheel for use on petrol cutters and cut-off grinders with high cutting performance and good tool life. Suitable for cutting cast iron and steel.

**Special features:**
- Fast work progress thanks to good cutting performance.
- High economic efficiency due to good tool life.
- Suitable for hand-held cutting.

| Maximum operating speed [m/s] | D [mm] | T [mm] | H [mm] | Max. RPM | Abrasive | | Item no. | Designation |
|---|---|---|---|---|---|---|---|---|
| **Flat design EHT (shape 41)** | | | | | | | | |
| 100 | 350 | 4 | 20 | 5,500 | A | 10 | 61329510 | 100 EHT 350-4,0 PSF STEEL/20,0 |
| | | | 25.4 | 5,500 | A | 10 | 61329515 | 100 EHT 350-4,0 PSF STEEL/25,4 |

## Performance Line SG ★★★☆



### SG STEEL ★★★☆

Cut-off wheel for use on petrol cutters and cut-off grinders with high cutting performance and maximum tool life. Suitable for cutting cast iron and steel.



**Special features:**
- Fast work progress thanks to good cutting performance.
- Maximum economic efficiency due to maximum tool life.
- Suitable for hand-held cutting.

| Maximum operating speed [m/s] | D [mm] | T [mm] | H [mm] | Max. RPM | Abrasive | | Item no. | Designation |
|---|---|---|---|---|---|---|---|---|
| **Flat design EHT (type 41)** | | | | | | | | |
| 80 | 300 | 4 | 20 | 5,100 | A | 20 | 61329320 | 80 EHT 300-4,0 SG STEEL/20,0 |
| | | | 22.23 | 5,100 | A | 20 | 61329322 | 80 EHT 300-4,0 SG STEEL/22,23 |
| | | | 25.4 | 5,100 | A | 20 | 61329325 | 80 EHT 300-4,0 SG STEEL/25,4 |
| 100 | 300 | 4 | 20 | 6,400 | A | 20 | 61329120 | 100 EHT 300-4,0 SG STEEL/20,0 |
| | | | 22.23 | 6,400 | A | 20 | 61329122 | 100 EHT 300-4,0 SG STEEL/22,23 |
| | | | 25.4 | 6,400 | A | 20 | 61329125 | 100 EHT 300-4,0 SG STEEL/25,4 |
| | 350 | 4.5 | 20 | 5,500 | A | 10 | 61329520 | 100 EHT 350-4,5 SG STEEL/20,0 |
| | | | 22.23 | 5,500 | A | 10 | 61329522 | 100 EHT 350-4,5 SG STEEL/22,23 |
| | | | 25.4 | 5,500 | A | 10 | 61329525 | 100 EHT 350-4,5 SG STEEL/25,4 |
| | 400 | 4.8 | 20 | 4,800 | A | 10 | 61329820 | 100 EHT 400-4,8 SG STEEL/20,0 |
| | | | 22.23 | 4,800 | A | 10 | *61329822* | 100 EHT 400-4,8 SG STEEL/22,23 |
| | | | 25.4 | 4,800 | A | 10 | 61329825 | 100 EHT 400-4,8 SG STEEL/25,4 |



*Discontinued product*

# Cut-off wheels for petrol cutters and cut-off grinders

## Performance Line SG ★★★☆




### SG STONE ★★★☆

Cut-off wheel for use on petrol cutters and cut-off grinders with high cutting performance and maximum tool life. Suitable for cutting aluminium, asphalt, cast iron, concrete, stone and other non-ferrous metals.



**Special features:**
- Fast work progress thanks to good cutting performance.
- Maximum economic efficiency due to maximum tool life.
- Suitable for hand-held cutting.

| Maximum operating speed [m/s] | D [mm] | T [mm] | H [mm] | Max. RPM | Abrasive | | Item no. | Designation |
|---|---|---|---|---|---|---|---|---|
| **Flat design EHT (type 41)** | | | | | | | | |
| 80 | 300 | 4 | 20 | 5,100 | C | 20 | 61629320 | 80 EHT 300-4,0 SG STONE/20,0 |
| | | | 22.23 | 5,100 | C | 20 | 61629322 | 80 EHT 300-4,0 SG STONE/22,23 |
| | | | 25.4 | 5,100 | C | 20 | 61629325 | 80 EHT 300-4,0 SG STONE/25,4 |
| 100 | 350 | 4.5 | 20 | 5,500 | C | 10 | 61629520 | 100 EHT 350-4,5 SG STONE/20,0 |
| | | | 22.23 | 5,500 | C | 10 | *61629522* | 100 EHT 350-4,5 SG STONE/22,23 |
| | | | 25.4 | 5,500 | C | 10 | 61629525 | 100 EHT 350-4,5 SG STONE/25,4 |




### SG CAST + STONE ★★★☆

Cut-off wheel for use on petrol cutters and cut-off grinders with high cutting performance and maximum tool life. Suitable for cutting cast iron, concrete, ductile cast iron and reinforced concrete.



**Special features:**
- Fast work progress thanks to good cutting performance.
- Maximum economic efficiency due to maximum tool life.
- Suitable for hand-held cutting.

| Maximum operating speed [m/s] | D [mm] | T [mm] | H [mm] | Max. RPM | Abrasive | | Item no. | Designation |
|---|---|---|---|---|---|---|---|---|
| **Flat design EHT (type 41)** | | | | | | | | |
| 100 | 300 | 4 | 20 | 6,400 | A/C | 20 | 61329130 | 100 EHT 300-4,0 SG CAST+STONE/20,0 |
| | | | 22.23 | 6,400 | A/C | 20 | 61329131 | 100 EHT 300-4,0 SG CAST+STONE/22,23 |
| | | | 25.4 | 6,400 | A/C | 20 | *61329132* | 100 EHT 300-4,0 SG CAST+STONE/25,4 |
| | 350 | 4.5 | 20 | 5,500 | A/C | 10 | 61329530 | 100 EHT 350-4,5 SG CAST+STONE/20,0 |
| | | | 25.4 | 5,500 | A/C | 10 | 61329532 | 100 EHT 350-4,5 SG CAST+STONE/25,4 |





*Discontinued product*

# POLIFAN flap discs

The quick way to find the perfect tool

PFERD TOOLS

## Product group selection

| Application | Product line | Steel (STEEL) | | | Stainless steel (INOX) | | Aluminium (ALU) |
|---|---|---|---|---|---|---|---|
| ■ Surface grinding<br>■ Work on weld seams | **Universal Line PSF** ★★☆☆ |  Z PSF STEELOX |  Z PSF TRIM STEELOX |  A PSF STEELOX |  Z PSF STEELOX |  Z PSF TRIM STEELOX | |
| | **Performance Line SG** ★★★☆ |  Z SG POWER STEELOX |  Z SG POWER TRIM STEELOX |  A SG STEELOX |  CO-FREEZE SG INOX |  A-COOL SG INOX + ALU |  A-COOL SG INOX + ALU |
| | **Special Line SGP** ★★★★ |  Z SGP STRONG STEEL |  Z SGP POLIFAN FORCE |  POLIFAN SGP VICTOGRAIN TRIM STEELOX |  CO-FREEZE SGP STRONG INOX |  POLIFAN SGP VICTOGRAIN TRIM STEELOX | |
| ■ Chamfering<br>■ Deburring | **Universal Line PSF** ★★☆☆ |  Z PSF STEELOX |  Z PSF TRIM STEELOX | |  Z PSF STEELOX |  Z PSF TRIM STEELOX | |
| | **Performance Line SG** ★★★☆ |  Z SG POWER STEELOX |  Z SG POWER TRIM STEELOX |  Z SG DURABLE STEEL |  CO-COOL SG STEELOX |  Z SG POWER STEELOX |  Z SG POWER TRIM STEELOX |  A-COOL SG INOX + ALU |
| | **Special Line SGP** ★★★★ |  Z SGP STRONG STEEL |  Z SGP POLIFAN FORCE |  POLIFAN SGP VICTOGRAIN TRIM STEELOX |  POLIFAN SGP VICTOGRAIN TRIM STEELOX | | |
| ■ Work on fillet welds | **Special Line SGP** ★★★★ |  Z SGP CURVE STEELOX | | |  CO SGP CURVE STEELOX | |  A SGP CURVE ALU |

## Shape selection

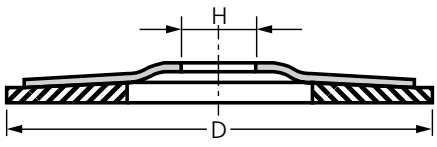


### Flat design PFF

Larger grinding area for surface grinding. Optimum exploitation of the flap configuration at a contact angle of 0–15°.

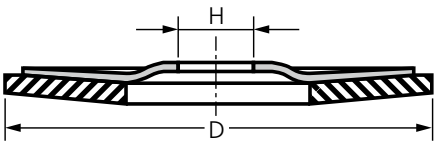


### Conical type PFC

Narrower grinding area for work on weld seams, chamfering and deburring. Optimum exploitation of the flap configuration at a contact angle of 10–25°.

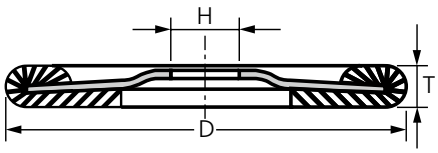


### Radial type PFR (CURVE)

The specialist for work on fillet welds. After the circumference has worn down, can continue to be used as a conventional flap disc.

# POLIFAN flap discs
## The quick way to find the perfect tool

### Grit size selection

**Note:** With POLIFAN flap discs, grit that is one grade coarser can be selected in order to achieve the same surface as with fibre discs.

| | Grit size | | | |
|---|---|---|---|---|
| | 36/40 | 50/60 | 80 | 120 |
| Application | Work on weld seams | | | |
| | Chamfering | | | |
| | | Deburring | | |
| | | Surface grinding for refining the surface | | |

## Universal Line PSF ★★☆☆




### A PSF STEELOX ★★☆☆

POLIFAN flap disc for steel and stainless steel (INOX) with high stock removal rate and good tool life. Suitable for surface grinding and work on weld seams.



**Special features:**
- Fast work progress and high economic efficiency thanks to the good stock removal rate.
- Good tool life.
- Also ideal for cordless angle grinders.

| D [mm] | Grit size | H [mm] | Max. RPM | Abrasive | | Item no. | Designation |
|---|---|---|---|---|---|---|---|
| **Flat design PFF** | | | | | | | |
| 115 | 40 | 22.23 | 13,300 | A | 10 | 67644115 | PFF 115 A 40 PSF STEELOX |
| | 60 | 22.23 | 13,300 | A | 10 | 67646115 | PFF 115 A 60 PSF STEELOX |
| | 80 | 22.23 | 13,300 | A | 10 | 67648115 | PFF 115 A 80 PSF STEELOX |
| | 120 | 22.23 | 13,300 | A | 10 | 67649115 | PFF 115 A 120 PSF STEELOX |
| 125 | 40 | 22.23 | 12,200 | A | 10 | 67644125 | PFF 125 A 40 PSF STEELOX |
| | 60 | 22.23 | 12,200 | A | 10 | 67646125 | PFF 125 A 60 PSF STEELOX |
| | 80 | 22.23 | 12,200 | A | 10 | 67648125 | PFF 125 A 80 PSF STEELOX |
| | 120 | 22.23 | 12,200 | A | 10 | 67649125 | PFF 125 A 120 PSF STEELOX |
| 180 | 40 | 22.23 | 8,500 | A | 10 | 67644185 | PFF 180 A 40 PSF STEELOX |
| **Conical type PFC** | | | | | | | |
| 115 | 40 | 22.23 | 13,300 | A | 10 | 67744115 | PFC 115 A 40 PSF STEELOX |
| | 60 | 22.23 | 13,300 | A | 10 | 67746115 | PFC 115 A 60 PSF STEELOX |
| | 80 | 22.23 | 13,300 | A | 10 | 67748115 | PFC 115 A 80 PSF STEELOX |
| | 120 | 22.23 | 13,300 | A | 10 | 67749115 | PFC 115 A 120 PSF STEELOX |
| 125 | 40 | 22.23 | 12,200 | A | 10 | 67744125 | PFC 125 A 40 PSF STEELOX |
| | 60 | 22.23 | 12,200 | A | 10 | 67746125 | PFC 125 A 60 PSF STEELOX |
| | 80 | 22.23 | 12,200 | A | 10 | 67748125 | PFC 125 A 80 PSF STEELOX |
| | 120 | 22.23 | 12,200 | A | 10 | 67749125 | PFC 125 A 120 PSF STEELOX |
| 180 | 40 | 22.23 | 8,500 | A | 10 | 67744185 | PFC 180 A 40 PSF STEELOX |
| | 60 | 22.23 | 8,500 | A | 10 | 67746185 | PFC 180 A 60 PSF STEELOX |

# POLIFAN flap discs
## Universal Line PSF ★★☆☆




### Z PSF STEELOX ★★☆☆

POLIFAN flap disc for steel and stainless steel (INOX) with aggressive stock removal rate and good tool life. Suitable for surface grinding, chamfering, deburring and work on weld seams.

**Special features:**
- Fast work progress and high economic efficiency thanks to the aggressive stock removal rate.
- Good tool life.
- Also suitable for low-power angle grinders.

| D [mm] | Grit size | H [mm] | Max. RPM | Abrasive | | Item no. | Designation |
|---|---|---|---|---|---|---|---|
| **Flat design PFF** | | | | | | | |
| 100 | 40 | 16 | 15,300 | Z | 10 | 69300660 | PFF 100 Z 40 PSF STEELOX/16,0 |
| | 60 | 16 | 15,300 | Z | 10 | 69300661 | PFF 100 Z 60 PSF STEELOX/16,0 |
| | 80 | 16 | 15,300 | Z | 10 | 69300662 | PFF 100 Z 80 PSF STEELOX/16,0 |
| 115 | 40 | 22.23 | 13,300 | Z | 10 | 67664115 | PFF 115 Z 40 PSF STEELOX |
| | 60 | 22.23 | 13,300 | Z | 10 | 67666115 | PFF 115 Z 60 PSF STEELOX |
| | 80 | 22.23 | 13,300 | Z | 10 | 67668115 | PFF 115 Z 80 PSF STEELOX |
| 125 | 40 | 22.23 | 12,200 | Z | 10 | 67664125 | PFF 125 Z 40 PSF STEELOX |
| | 60 | 22.23 | 12,200 | Z | 10 | 67666125 | PFF 125 Z 60 PSF STEELOX |
| | 80 | 22.23 | 12,200 | Z | 10 | 67668125 | PFF 125 Z 80 PSF STEELOX |
| 180 | 40 | 22.23 | 8,500 | Z | 10 | 67664185 | PFF 180 Z 40 PSF STEELOX |
| | 60 | 22.23 | 8,500 | Z | 10 | 67666185 | PFF 180 Z 60 PSF STEELOX |
| **Conical type PFC** | | | | | | | |
| 100 | 40 | 16 | 15,300 | Z | 10 | 67764100 | PFC 100 Z 40 PSF STEELOX/16.0 |
| | 60 | 16 | 15,300 | Z | 10 | 67766100 | PFC 100 Z 60 PSF STEELOX/16,0 |
| | 80 | 16 | 15,300 | Z | 10 | 67768100 | PFC 100 Z 80 PSF STEELOX/16,0 |
| | 120 | 16 | 15,300 | Z | 10 | 67769100 | PFC 100 Z 120 PSF STEELOX/16,0 |
| 115 | 40 | 22.23 | 13,300 | Z | 10 | 67764115 | PFC 115 Z 40 PSF STEELOX |
| | 60 | 22.23 | 13,300 | Z | 10 | 67766115 | PFC 115 Z 60 PSF STEELOX |
| | 80 | 22.23 | 13,300 | Z | 10 | 67768115 | PFC 115 Z 80 PSF STEELOX |
| | 120 | 22.23 | 13,300 | Z | 10 | 67769115 | PFC 115 Z 120 PSF STEELOX |
| 125 | 40 | 22.23 | 12,200 | Z | 10 | 67764125 | PFC 125 Z 40 PSF STEELOX |
| | 60 | 22.23 | 12,200 | Z | 10 | 67766125 | PFC 125 Z 60 PSF STEELOX |
| | 80 | 22.23 | 12,200 | Z | 10 | 67768125 | PFC 125 Z 80 PSF STEELOX |
| | 120 | 22.23 | 12,200 | Z | 10 | 67769125 | PFC 125 Z 120 PSF STEELOX |
| 150 | 40 | 22.23 | 10,200 | Z | 10 | 67764150 | PFC 150 Z 40 PSF STEELOX |
| | 60 | 22.23 | 10,200 | Z | 10 | 67766150 | PFC 150 Z 60 PSF STEELOX |
| 180 | 40 | 22.23 | 8,500 | Z | 10 | 67764185 | PFC 180 Z 40 PSF STEELOX |
| | 60 | 22.23 | 8,500 | Z | 10 | 67766185 | PFC 180 Z 60 PSF STEELOX |
| | 80 | 22.23 | 8,500 | Z | 10 | 67768185 | PFC 180 Z 80 PSF STEELOX |
| | 120 | 22.23 | 8,500 | Z | 10 | 67769185 | PFC 180 Z 120 PSF STEELOX |
| **Conical design PFC with X-LOCK mounting** | | | | | | X-LOCK | |
| 115 | 40 | 22.23 | 13,300 | Z | 10 | 67664116 | PFC 115 Z 40 PSF STEELOX/X-LOCK |
| | 60 | 22.23 | 13,300 | Z | 10 | 67666116 | PFC 115 Z 60 PSF STEELOX/X-LOCK |
| | 80 | 22.23 | 13,300 | Z | 10 | 67668116 | PFC 115 Z 80 PSF STEELOX/X-LOCK |
| 125 | 40 | 22.23 | 12,200 | Z | 10 | 67664126 | PFC 125 Z 40 PSF STEELOX/X-LOCK |
| | 60 | 22.23 | 12,200 | Z | 10 | 67666126 | PFC 125 Z 60 PSF STEELOX/X-LOCK |
| | 80 | 22.23 | 12,200 | Z | 10 | 67668126 | PFC 125 Z 80 PSF STEELOX/X-LOCK |

# POLIFAN flap discs
## Universal Line PSF ★★☆☆




### Z PSF TRIM STEELOX ★★☆☆

POLIFAN flap disc for steel and stainless steel (INOX) with aggressive stock removal rate and good tool life. Suitable for surface grinding, chamfering, deburring, gradual fine grinding and work on weld seams.

**Special features:**
- Fast work progress and high economic efficiency thanks to the aggressive stock removal rate.
- Trimming the tool enables the abrasive to be used optimally.
- Also suitable for low-power angle grinders.

| D [mm] | Grit size | H [mm] | Max. RPM | Abrasive | | Item no. | Designation |
|---|---|---|---|---|---|---|---|
| **Conical type PFC** | | | | | | | |
| 115 | 40 | 22.23 | 13,300 | Z | 10 | 67771114 | PFC 115 Z 40 PSF TRIM STEELOX |
| | 60 | 22.23 | 13,300 | Z | 10 | 67771116 | PFC 115 Z 60 PSF TRIM STEELOX |
| | 80 | 22.23 | 13,300 | Z | 10 | 67771118 | PFC 115 Z 80 PSF TRIM STEELOX |
| 125 | 40 | 22.23 | 12,200 | Z | 10 | 67771124 | PFC 125 Z 40 PSF TRIM STEELOX |
| | 60 | 22.23 | 12,200 | Z | 10 | 67771126 | PFC 125 Z 60 PSF TRIM STEELOX |
| | 80 | 22.23 | 12,200 | Z | 10 | 67771128 | PFC 125 Z 80 PSF TRIM STEELOX |

## Performance Line SG ★★★☆




### A SG STEELOX ★★★☆

POLIFAN flap disc for steel and stainless steel (INOX) with high stock removal rate and very long tool life. Suitable for surface grinding and work on weld seams.



**Special features:**
- Fast work progress and high economic efficiency thanks to the good stock removal rate.
- Fewer tool changes due to the very long tool life.

| D [mm] | Grit size | H [mm] | Max. RPM | Abrasive | | Item no. | Designation |
|---|---|---|---|---|---|---|---|
| **Flat design PFF** | | | | | | | |
| 100 | 40 | 16 | 15,300 | A | 10 | 67604100 | PFF 100 A 40 SG STEELOX/16,0 |
| | 60 | 16 | 15,300 | A | 10 | 67606100 | PFF 100 A 60 SG STEELOX/16,0 |
| | 80 | 16 | 15,300 | A | 10 | 67608100 | PFF 100 A 80 SG STEELOX/16,0 |
| | 120 | 16 | 15,300 | A | 10 | 67612100 | PFF 100 A 120 SG STEELOX/16,0 |
| 115 | 40 | 22.23 | 13,300 | A | 10 | 67604115 | PFF 115 A 40 SG STEELOX |
| | 60 | 22.23 | 13,300 | A | 10 | 67606115 | PFF 115 A 60 SG STEELOX |
| | 80 | 22.23 | 13,300 | A | 10 | 67608115 | PFF 115 A 80 SG STEELOX |
| | 120 | 22.23 | 13,300 | A | 10 | 67612115 | PFF 115 A 120 SG STEELOX |
| 125 | 40 | 22.23 | 12,200 | A | 10 | 67604125 | PFF 125 A 40 SG STEELOX |
| | 60 | 22.23 | 12,200 | A | 10 | 67606125 | PFF 125 A 60 SG STEELOX |
| | 80 | 22.23 | 12,200 | A | 10 | 67608125 | PFF 125 A 80 SG STEELOX |
| | 120 | 22.23 | 12,200 | A | 10 | 67612125 | PFF 125 A 120 SG STEELOX |
| 180 | 40 | 22.23 | 8,500 | A | 10 | 67604185 | PFF 180 A 40 SG STEELOX |

*Continued on next page*

# POLIFAN flap discs
## Performance Line SG ★★★☆

| D [mm] | Grit size | H [mm] | Max. RPM | Abrasive | | Item no. | Designation |
|---|---|---|---|---|---|---|---|
| 180 | 60 | 22.23 | 8,500 | A | 10 | 67606185 | PFF 180 A 60 SG STEELOX |
| | 80 | 22.23 | 8,500 | A | 10 | 67608185 | PFF 180 A 80 SG STEELOX |
| | 120 | 22.23 | 8,500 | A | 10 | 67612185 | PFF 180 A 120 SG STEELOX |
| **Conical type PFC** | | | | | | | |
| 115 | 40 | 22.23 | 13,300 | A | 10 | 67704115 | PFC 115 A 40 SG STEELOX |
| | 60 | 22.23 | 13,300 | A | 10 | 67706115 | PFC 115 A 60 SG STEELOX |
| | 80 | 22.23 | 13,300 | A | 10 | 67708115 | PFC 115 A 80 SG STEELOX |
| | 120 | 22.23 | 13,300 | A | 10 | 67712115 | PFC 115 A 120 SG STEELOX |
| 125 | 40 | 22.23 | 12,200 | A | 10 | 67704125 | PFC 125 A 40 SG STEELOX |
| | 60 | 22.23 | 12,200 | A | 10 | 67706125 | PFC 125 A 60 SG STEELOX |
| | 80 | 22.23 | 12,200 | A | 10 | 67708125 | PFC 125 A 80 SG STEELOX |
| | 120 | 22.23 | 12,200 | A | 10 | 67712125 | PFC 125 A 120 SG STEELOX |
| 180 | 40 | 22.23 | 8,500 | A | 10 | 67704185 | PFC 180 A 40 SG STEELOX |
| | 60 | 22.23 | 8,500 | A | 10 | 67706185 | PFC 180 A 60 SG STEELOX |
| | 80 | 22.23 | 8,500 | A | 10 | 67708185 | PFC 180 A 80 SG STEELOX |
| | 120 | 22.23 | 8,500 | A | 10 | 67712185 | PFC 180 A 120 SG STEELOX |




## A-COOL SG INOX + ALU ★★★☆

POLIFAN flap disc with particularly cool grinding on materials that do not conduct heat well such as stainless steel (INOX) and aluminium. Suitable for surface grinding, chamfering, deburring and work on weld seams.



**Special features:**
- Less heat build-up in the workpiece compared with other flap discs.
- The active grinding abrasive coating prevents clogging, for example on soft aluminium.

| D [mm] | Grit size | H [mm] | Max. RPM | Abrasive | | Item no. | Designation |
|---|---|---|---|---|---|---|---|
| **Flat design PFF** | | | | | | | |
| 100 | 40 | 16 | 15,300 | A-COOL | 10 | 67654100 | PFF 100 A-COOL 40 SG INOX+ALU/16,0 |
| | 60 | 16 | 15,300 | A-COOL | 10 | 67656100 | PFF 100 A-COOL 60 SG INOX+ALU/16,0 |
| | 80 | 16 | 15,300 | A-COOL | 10 | 67658100 | PFF 100 A-COOL 80 SG INOX+ALU/16,0 |
| 115 | 40 | 22.23 | 13,300 | A-COOL | 10 | 67654115 | PFF 115 A-COOL 40 SG INOX+ALU |
| | 60 | 22.23 | 13,300 | A-COOL | 10 | 67656115 | PFF 115 A-COOL 60 SG INOX+ALU |
| | 80 | 22.23 | 13,300 | A-COOL | 10 | 67658115 | PFF 115 A-COOL 80 SG INOX+ALU |
| 125 | 40 | 22.23 | 12,200 | A-COOL | 10 | 67654125 | PFF 125 A-COOL 40 SG INOX+ALU |
| | 60 | 22.23 | 12,200 | A-COOL | 10 | 67656125 | PFF 125 A-COOL 60 SG INOX+ALU |
| | 80 | 22.23 | 12,200 | A-COOL | 10 | 67658125 | PFF 125 A-COOL 80 SG INOX+ALU |
| 180 | 40 | 22.23 | 8,500 | A-COOL | 10 | 67654185 | PFF 180 A-COOL 40 SG INOX+ALU |
| | 60 | 22.23 | 8,500 | A-COOL | 10 | 67656185 | PFF 180 A-COOL 60 SG INOX+ALU |
| | 80 | 22.23 | 8,500 | A-COOL | 10 | 67658185 | PFF 180 A-COOL 80 SG INOX+ALU |
| **Conical type PFC** | | | | | | | |
| 115 | 40 | 22.23 | 13,300 | A-COOL | 10 | 67754115 | PFC 115 A-COOL 40 SG INOX+ALU |
| | 60 | 22.23 | 13,300 | A-COOL | 10 | 67756115 | PFC 115 A-COOL 60 SG INOX+ALU |
| | 80 | 22.23 | 13,300 | A-COOL | 10 | 67758115 | PFC 115 A-COOL 80 SG INOX+ALU |
| 125 | 40 | 22.23 | 12,200 | A-COOL | 10 | 67754125 | PFC 125 A-COOL 40 SG INOX+ALU |

*Continued on next page*

# POLIFAN flap discs
## Performance Line SG ★★★☆

PFERD TOOLS

| D [mm] | Grit size | H [mm] | Max. RPM | Abrasive | | Item no. | Designation |
|---|---|---|---|---|---|---|---|
| 125 | 60 | 22.23 | 12,200 | A-COOL | 10 | 67756125 | PFC 125 A-COOL 60 SG INOX+ALU |
| | 80 | 22.23 | 12,200 | A-COOL | 10 | 67758125 | PFC 125 A-COOL 80 SG INOX+ALU |
| 180 | 40 | 22.23 | 8,500 | A-COOL | 10 | 67754185 | PFC 180 A-COOL 40 SG INOX+ALU |
| | 60 | 22.23 | 8,500 | A-COOL | 10 | 67756185 | PFC 180 A-COOL 60 SG INOX+ALU |




### Z SG POWER STEELOX ★★★☆

The POLIFAN Z SG POWER STEELOX flap disc stands out due to its aggressive stock removal rate and excellent tool life while achieving maximum efficiency. Suitable for work on weld seams, as well as for chamfering and deburring.



**Special features:**
- Fast work progress and maximum economic efficiency thanks to the aggressive stock removal rate.
- Maximum aggressiveness over the entire tool life.
- Fewer tool changes due to the excellent tool life.

| D [mm] | Grit size | H [mm] | Max. RPM | Abrasive | | Item no. | Designation |
|---|---|---|---|---|---|---|---|
| **Flat design PFF** | | | | | | | |
| 115 | 40 | 22.23 | 13,300 | Z | 10 | 67684115 | PFF 115 Z 40 SG POWER STEELOX |
| | 50 | 22.23 | 13,300 | Z | 10 | *67685116* | PFF 115 Z 50 SG POWER STEELOX |
| | 60 | 22.23 | 13,300 | Z | 10 | 67686115 | PFF 115 Z 60 SG POWER STEELOX |
| 125 | 40 | 22.23 | 12,200 | Z | 10 | 67684125 | PFF 125 Z 40 SG POWER STEELOX |
| | 50 | 22.23 | 12,200 | Z | 10 | *67685126* | PFF 125 Z 50 SG POWER STEELOX |
| | 60 | 22.23 | 12,200 | Z | 10 | 67686125 | PFF 125 Z 60 SG POWER STEELOX |
| 180 | 40 | 22.23 | 8,500 | Z | 10 | 67684185 | PFF 180 Z 40 SG POWER STEELOX |
| | 50 | 22.23 | 8,500 | Z | 10 | *67685186* | PFF 180 Z 50 SG POWER STEELOX |
| | 60 | 22.23 | 8,500 | Z | 10 | 67686185 | PFF 180 Z 60 SG POWER STEELOX |
| **Conical type PFC** | | | | | | | |
| 115 | 40 | 22.23 | 13,300 | Z | 10 | 67784115 | PFC 115 Z 40 SG POWER STEELOX |
| | 50 | 22.23 | 13,300 | Z | 10 | 67785116 | PFC 115 Z 50 SG POWER STEELOX |
| | 60 | 22.23 | 13,300 | Z | 10 | 67786115 | PFC 115 Z 60 SG POWER STEELOX |
| | 80 | 22.23 | 13,300 | Z | 10 | 67788116 | PFC 115 Z 80 SG POWER STEELOX |
| | 120 | 22.23 | 13,300 | Z | 10 | 67789116 | PFC 115 Z 120 SG POWER STEELOX |
| 125 | 40 | 22.23 | 12,200 | Z | 10 | 67784125 | PFC 125 Z 40 SG POWER STEELOX |
| | 50 | 22.23 | 12,200 | Z | 10 | 67785126 | PFC 125 Z 50 SG POWER STEELOX |
| | 60 | 22.23 | 12,200 | Z | 10 | 67786125 | PFC 125 Z 60 SG POWER STEELOX |
| | 80 | 22.23 | 12,200 | Z | 10 | 67788126 | PFC 125 Z 80 SG POWER STEELOX |
| | 120 | 22.23 | 12,200 | Z | 10 | 67789126 | PFC 125 Z 120 SG POWER STEELOX |
| 150 | 40 | 22.23 | 10,200 | Z | 10 | 67784150 | PFC 150 Z 40 SG POWER STEELOX |
| | 60 | 22.23 | 10,200 | Z | 10 | 67786150 | PFC 150 Z 60 SG POWER STEELOX |
| 180 | 40 | 22.23 | 8,500 | Z | 10 | 67784185 | PFC 180 Z 40 SG POWER STEELOX |
| | 50 | 22.23 | 8,500 | Z | 10 | 67785186 | PFC 180 Z 50 SG POWER STEELOX |
| | 60 | 22.23 | 8,500 | Z | 10 | 67786185 | PFC 180 Z 60 SG POWER STEELOX |
| **Conical design PFC with X-LOCK mounting** | | | | | | **X-LOCK** | |
| 125 | 40 | 22.23 | 12,200 | Z | 10 | 67784126 | PFC 125 Z 40 SG POWER STEELOX/X-LOCK |
| | 60 | 22.23 | 12,200 | Z | 10 | 67786126 | PFC 125 Z 60 SG POWER STEELOX/X-LOCK |
| | 80 | 22.23 | 12,200 | Z | 10 | 67788127 | PFC 125 Z 80 SG POWER STEELOX/X-LOCK |





*Discontinued product*

# POLIFAN flap discs
## Performance Line SG ★★★☆




### Z SG POWER TRIM STEELOX ★★★☆

The POLIFAN Z SG POWER TRIM STEELOX flap disc stands out due to its aggressive stock removal rate and excellent tool life while achieving maximum efficiency. Suitable for work on weld seams, as well as for chamfering and deburring.



**Special features:**
- Fast work progress and maximum economic efficiency thanks to the aggressive stock removal rate.
- Trimming the tool enables the abrasive to be used optimally.
- Fewer tool changes due to the excellent tool life.

| D [mm] | Grit size | H [mm] | Max. RPM | Abrasive | | Item no. | Designation |
|---|---|---|---|---|---|---|---|
| **Conical type PFC** | | | | | | | |
| 115 | 40 | 22.23 | 13,300 | Z | 10 | 67772114 | PFC 115 Z 40 SG POWER TRIM STEELOX |
| | 60 | 22.23 | 13,300 | Z | 10 | 67772116 | PFC 115 Z 60 SG POWER TRIM STEELOX |
| | 80 | 22.23 | 13,300 | Z | 10 | 67772118 | PFC 115 Z 80 SG POWER TRIM STEELOX |
| 125 | 40 | 22.23 | 12,200 | Z | 10 | 69301039 | PFC 125 Z 40 SG POWER TRIM STEELOX |
| | 60 | 22.23 | 12,200 | Z | 10 | 67772126 | PFC 125 Z 60 SG POWER TRIM STEELOX |
| | 80 | 22.23 | 12,200 | Z | 10 | 67772128 | PFC 125 Z 80 SG POWER TRIM STEELOX |




### Z SG DURABLE STEEL ★★★☆

The powerful POLIFAN Z SG DURABLE STEEL flap disc is especially well-suited to applications in which the flaps are subjected to higher mechanical loads and to applications involving coarser work, e.g. chamfering or working on burn burrs.



**Special features:**
- Fast work progress and maximum economic efficiency thanks to the aggressive stock removal rate.
- Maximum aggressiveness over the entire tool life.
- Fewer tool changes due to the ultimate tool life.

| D [mm] | Grit size | H [mm] | Max. RPM | Abrasive | | Item no. | Designation |
|---|---|---|---|---|---|---|---|
| **Conical type PFC** | | | | | | | |
| 115 | 40 | 22.23 | 13,300 | Z | 10 | *67782114* | PFC 115 Z 40 SG DURABLE STEEL |
| | 60 | 22.23 | 13,300 | Z | 10 | *67782116* | PFC 115 Z 60 SG DURABLE STEEL |
| 125 | 40 | 22.23 | 12,200 | Z | 10 | *67782124* | PFC 125 Z 40 SG DURABLE STEEL |
| | 60 | 22.23 | 12,200 | Z | 10 | *67782126* | PFC 125 Z 60 SG DURABLE STEEL |



*Discontinued product*

# POLIFAN flap discs
## Performance Line SG ★★★☆




### CO-COOL SG STEELOX ★★★☆

POLIFAN flap disc with particularly cool grinding for materials that are difficult to machine such as high-alloy and rust-resistant steel, nickel-based alloys or titanium alloys. Suitable for surface grinding, chamfering, deburring and work on weld seams.



**Special features:**
- The self-sharpening action of the ceramic oxide grain guarantees optimal results, even on materials that are difficult to machine.
- Less heat build-up in the workpiece compared with other flap discs.

| D [mm] | Grit size | H [mm] | Max. RPM | Abrasive | | Item no. | Designation |
|---|---|---|---|---|---|---|---|
| **Flat design PFF** | | | | | | | |
| 115 | 40 | 22.23 | 13,300 | CO-COOL | 10 | 67660415 | PFF 115 CO-COOL 40 SG STEELOX |
| | 60 | 22.23 | 13,300 | CO-COOL | 10 | 67660615 | PFF 115 CO-COOL 60 SG STEELOX |
| 125 | 40 | 22.23 | 12,200 | CO-COOL | 10 | 67660425 | PFF 125 CO-COOL 40 SG STEELOX |
| | 60 | 22.23 | 12,200 | CO-COOL | 10 | 67660625 | PFF 125 CO-COOL 60 SG STEELOX |
| 180 | 40 | 22.23 | 8,500 | CO-COOL | 10 | 67660485 | PFF 180 CO-COOL 40 SG STEELOX |
| **Conical type PFC** | | | | | | | |
| 115 | 40 | 22.23 | 13,300 | CO-COOL | 10 | 67760415 | PFC 115 CO-COOL 40 SG STEELOX |
| | 60 | 22.23 | 13,300 | CO-COOL | 10 | 67760615 | PFC 115 CO-COOL 60 SG STEELOX |
| 125 | 40 | 22.23 | 12,200 | CO-COOL | 10 | 67760425 | PFC 125 CO-COOL 40 SG STEELOX |
| | 60 | 22.23 | 12,200 | CO-COOL | 10 | 67760625 | PFC 125 CO-COOL 60 SG STEELOX |
| 180 | 40 | 22.23 | 8,500 | CO-COOL | 10 | 67760485 | PFC 180 CO-COOL 40 SG STEELOX |






### CO-FREEZE SG INOX ★★★☆

POLIFAN flap disc specifically designed for stainless steel (INOX) with very cool grinding. Suitable for surface grinding and work on weld seams. No heat discolouration occurs, which means that no reworking is required.



**Special features:**
- The FREEZE coating significantly reduces heat build-up in the workpiece compared with standard flap discs.
- The usual flying sparks are minimized.
- Damage to stainless steel workpieces from flying glowing sparks is therefore almost entirely ruled out.

| D [mm] | Grit size | H [mm] | Max. RPM | Abrasive | | Item no. | Designation |
|---|---|---|---|---|---|---|---|
| **Flat design PFF** | | | | | | | |
| 115 | 36 | 22.23 | 13,300 | CO-FREEZE | 10 | 67611536 | PFF 115 CO-FREEZE 36 SG INOX |
| | 50 | 22.23 | 13,300 | CO-FREEZE | 10 | 67611550 | PFF 115 CO-FREEZE 50 SG INOX |
| | 80 | 22.23 | 13,300 | CO-FREEZE | 10 | 67611580 | PFF 115 CO-FREEZE 80 SG INOX |
| 125 | 36 | 22.23 | 12,200 | CO-FREEZE | 10 | 67612536 | PFF 125 CO-FREEZE 36 SG INOX |
| | 50 | 22.23 | 12,200 | CO-FREEZE | 10 | 67612550 | PFF 125 CO-FREEZE 50 SG INOX |
| | 80 | 22.23 | 12,200 | CO-FREEZE | 10 | 67612580 | PFF 125 CO-FREEZE 80 SG INOX |

*Continued on next page*

# POLIFAN flap discs
## Performance Line SG ★★★☆

| D [mm] | Grit size | H [mm] | Max. RPM | Abrasive | | Item no. | Designation |
|---|---|---|---|---|---|---|---|
| **Conical type PFC** | | | | | | | |
| 115 | 36 | 22.23 | 13,300 | CO-FREEZE | 10 | 67711536 | PFC 115 CO-FREEZE 36 SG INOX |
| | 50 | 22.23 | 13,300 | CO-FREEZE | 10 | 67711550 | PFC 115 CO-FREEZE 50 SG INOX |
| | 80 | 22.23 | 13,300 | CO-FREEZE | 10 | 67711580 | PFC 115 CO-FREEZE 80 SG INOX |
| 125 | 36 | 22.23 | 12,200 | CO-FREEZE | 10 | 67712536 | PFC 125 CO-FREEZE 36 SG INOX |
| | 50 | 22.23 | 12,200 | CO-FREEZE | 10 | 67712550 | PFC 125 CO-FREEZE 50 SG INOX |
| | 80 | 22.23 | 12,200 | CO-FREEZE | 10 | 67712580 | PFC 125 CO-FREEZE 80 SG INOX |
| 180 | 36 | 22.23 | 8,500 | CO-FREEZE | 10 | 67718036 | PFC 180 CO-FREEZE 36 SG INOX |
| | 50 | 22.23 | 8,500 | CO-FREEZE | 10 | 67718050 | PFC 180 CO-FREEZE 50 SG INOX |

## Special Line SGP ★★★★




### SGP VICTOGRAIN TRIM STEELOX ★★★★

The impressive POLIFAN **VICTO**GRAIN provides outstanding performance, and thanks to the triangular, precision-formed abrasive grain from PFERD TOOLS it achieves an exceptionally high level of abrasive performance.



**Special features:**
- The ultimate in economic efficiency thanks to maximum stock removal per time unit and less wear on discs due to long tool life.
- Consistently high aggressive performance over the entire tool life.
- Trimming the tool enables the abrasive to be used optimally.

| D [mm] | Grit size | H [mm] | Max. RPM | Abrasive | | Item no. | Designation |
|---|---|---|---|---|---|---|---|
| **Conical type PFC** | | | | | | | |
| 115 | 40 | 22.23 | 13,300 | VICTOGRAIN | 10 | 67761115 | PFC 115 VG40 SGP VICTOGRAIN TRIM STEELOX |
| | 60 | 22.23 | 13,300 | VICTOGRAIN | 10 | 67762115 | PFC 115 VG60 SGP VICTOGRAIN TRIM STEELOX |
| 125 | 40 | 22.23 | 12,200 | VICTOGRAIN | 10 | 67761125 | PFC 125 VG40 SGP VICTOGRAIN TRIM STEELOX |
| | 60 | 22.23 | 12,200 | VICTOGRAIN | 10 | 67762125 | PFC 125 VG60 SGP VICTOGRAIN TRIM STEELOX |
| 180 | 40 | 22.23 | 8,500 | VICTOGRAIN | 10 | 67761180 | PFC 180 VG40 SGP VICTOGRAIN TRIM STEELOX |
| | 60 | 22.23 | 8,500 | VICTOGRAIN | 10 | 67762180 | PFC 180 VG60 SGP VICTOGRAIN TRIM STEELOX |



*New item*

# POLIFAN flap discs
## Special Line SGP ★★★★




### Z SGP FORCE STEEL ★★★★

The innovative POLIFAN FORCE flap disc delivers an exceptionally high performance level. Its design is significantly more efficient than conventional flap discs. Suitable for work on weld seams, as well as for chamfering and deburring.

**Special features:**
- Fast grinding thanks to constant grinding aggressiveness down to the last abrasive grit.
- Ultimate economic efficiency thanks to maximum stock removal per time unit and less wear on discs.
- Suitable for working on fillet welds.

| D [mm] | Grit size | H [mm] | Max. RPM | Abrasive | | Item no. | Designation |
|---|---|---|---|---|---|---|---|
| **Flat design PFF** | | | | | | | |
| 125 | 40 | 22.23 | 12,200 | Z | 10 | 67688124 | PFF 125 Z 40 SGP FORCE STEEL |
| | 60 | 22.23 | 12,200 | Z | 10 | 67688126 | PFF 125 Z 60 SGP FORCE STEEL |




### Z SGP STRONG STEEL ★★★★

The innovative POLIFAN STRONG flap disc delivers an exceptionally high performance level. Its design is significantly more efficient than conventional flap discs. Suitable for work on weld seams, as well as for chamfering and deburring.



**Special features:**
- Fast grinding thanks to constant grinding aggressiveness down to the last abrasive grit.
- Ultimate economic efficiency thanks to maximum stock removal per time unit and less wear on discs, plus the ultimate tool life.
- PFERD TOOLS' POLIFAN STRONG is patented in many countries across the globe.

| D [mm] | Grit size | H [mm] | Max. RPM | Abrasive | | Item no. | Designation |
|---|---|---|---|---|---|---|---|
| **Conical type PFC** | | | | | | | |
| 115 | 36 | 22.23 | 13,300 | Z | 10 | 67788015 | PFC 115 Z 36 SGP STRONG STEEL |
| | 50 | 22.23 | 13,300 | Z | 10 | 67788115 | PFC 115 Z 50 SGP STRONG STEEL |
| 125 | 36 | 22.23 | 12,200 | Z | 10 | 67788025 | PFC 125 Z 36 SGP STRONG STEEL |
| | 50 | 22.23 | 12,200 | Z | 10 | 67788125 | PFC 125 Z 50 SGP STRONG STEEL |
| 180 | 36 | 22.23 | 8,500 | Z | 10 | 67788080 | PFC 180 Z 36 SGP STRONG STEEL |
| | 50 | 22.23 | 8,500 | Z | 10 | 67788180 | PFC 180 Z 50 SGP STRONG STEEL |

# POLIFAN flap discs
## Special Line SGP ★★★★




### CO-FREEZE SGP STRONG INOX ★★★★

Flap disc combining the STRONG design and its long, compact flaps with an innovative abrasive. Suitable for surface grinding and work on weld seams. The POLIFAN STRONG is patented in many countries across the globe.



**Special features:**

- Self-sharpening ceramic oxide grain and active grinding FREEZE special coating achieve very cool grinding and ensure that no heat discolouration occurs.
- The usual flying sparks are minimized.
- Damage to stainless steel workpieces from flying glowing sparks is therefore almost entirely ruled out.

| D [mm] | Grit size | H [mm] | Max. RPM | Abrasive | | Item no. | Designation |
|---|---|---|---|---|---|---|---|
| **Conical type PFC** | | | | | | | |
| 115 | 36 | 22.23 | 13,300 | CO-FREEZE | 10 | 67789015 | PFC 115 CO-FREEZE 36 SGP STRONG INOX |
| | 50 | 22.23 | 13,300 | CO-FREEZE | 10 | 67789115 | PFC 115 CO-FREEZE 50 SGP STRONG INOX |
| 125 | 36 | 22.23 | 12,200 | CO-FREEZE | 10 | 67789025 | PFC 125 CO-FREEZE 36 SGP STRONG INOX |
| | 50 | 22.23 | 12,200 | CO-FREEZE | 10 | 67789125 | PFC 125 CO-FREEZE 50 SGP STRONG INOX |

# POLIFAN flap discs
## Special Line SGP ★★★★




### Z SGP CURVE STEELOX ★★★★

High-performance flap disc for maximum stock removal on steel and stainless steel (INOX). The POLIFAN CURVE flap disc has been specially developed for work on fillet welds. Also suitable for work on weld seams, as well as for chamfering and deburring.



**Special features:**
- It is the only flap disc in the world that has flaps on the grinding side, on the rear and on the radius.
- Outstanding tool life when working on fillet welds and high stock removal rate, ensuring fast working and lower production costs.
- PFERD TOOLS' POLIFAN CURVE is patented in many countries across the globe.

| D [mm] | Fillet weld radius > [mm] | Grit size | Width | H [mm] | Max. RPM | Abrasive | | Item no. | Designation |
|---|---|---|---|---|---|---|---|---|---|
| **Radial design PFR** | | | | | | | | | |
| 115 | 5 | 40 | M (11 mm) | 22.23 | 13,300 | Z | 10 | 67689032 | PFR 115-M Z 40 SGP CURVE STEELOX |
| | 8 | 40 | L (14 mm) | 22.23 | 13,300 | Z | 10 | 67689042 | PFR 115-L Z 40 SGP CURVE STEELOX |
| 125 | 5 | 40 | M (11 mm) | 22.23 | 12,200 | Z | 10 | 67689052 | PFR 125-M Z 40 SGP CURVE STEELOX |
| | 8 | 40 | L (14 mm) | 22.23 | 12,200 | Z | 10 | 67689062 | PFR 125-L Z 40 SGP CURVE STEELOX |
| 150 | 5 | 40 | M (14 mm) | 22.23 | 10,200 | Z | 10 | 67689072 | PFR 150-M Z 40 SGP CURVE STEELOX |
| | 8 | 40 | L (16 mm) | 22.23 | 10,200 | Z | 10 | 67689082 | PFR 150-L Z 40 SGP CURVE STEELOX |
| 180 | 8 | 40 | L (16 mm) | 22.23 | 8,500 | Z | 10 | 67689095 | PFR 180-L Z 40 SGP CURVE STEELOX |
| **Radial design PFR with X-LOCK mounting** | | | | | | | | X-LOCK | |
| 125 | 5 | 40 | M (11 mm) | 22.23 | 12,200 | Z | 10 | 67689053 | PFR 125-M Z 40 SGP CURVE STEELOX/X-LOCK |
| | 8 | 40 | L (14 mm) | 22.23 | 12,200 | Z | 10 | 67689063 | PFR 125-L Z 40 SGP CURVE STEELOX/X-LOCK |






### CO SGP CURVE STEELOX ★★★★

High-performance flap disc for achieving fine finishes on steel and stainless steel (INOX). The POLIFAN CURVE flap disc has been specially developed for work on fillet welds. Also suitable for work on weld seams, as well as for chamfering and deburring.



**Special features:**
- It is the only flap disc in the world that has flaps on the grinding side, on the rear and on the radius.
- Ceramic oxide grain CO with active-grinding special coating with cooling effect (CO-COOL) – no heat discolouration, even under adverse thermal conditions.
- PFERD TOOLS' POLIFAN CURVE is patented in many countries across the globe.

| D [mm] | Fillet weld radius > [mm] | Grit size | Width | H [mm] | Max. RPM | Abrasive | | Item no. | Designation |
|---|---|---|---|---|---|---|---|---|---|
| **Radial design PFR** | | | | | | | | | |
| 115 | 5 | 60 | M (11 mm) | 22.23 | 13,300 | CO-COOL | 10 | 67689036 | PFR 115-M CO 60 SGP CURVE STEELOX |
| | 8 | 60 | L (14 mm) | 22.23 | 13,300 | CO-COOL | 10 | 67689046 | PFR 115-L CO 60 SGP CURVE STEELOX |
| 125 | 5 | 60 | M (11 mm) | 22.23 | 12,200 | CO-COOL | 10 | 67689056 | PFR 125-M CO 60 SGP CURVE STEELOX |
| | 8 | 60 | L (14 mm) | 22.23 | 12,200 | CO-COOL | 10 | 67689066 | PFR 125-L CO 60 SGP CURVE STEELOX |

# POLIFAN flap discs
## Special Line SGP ★★★★




### A SGP CURVE ALU ★★★★

Special flap disc for work on fillet welds on aluminium. The POLIFAN CURVE flap disc has been specially developed for work on fillet welds. Also suitable for work on weld seams, as well as for chamfering and deburring.

**Special features:**
- It is the only flap disc in the world that has flaps on the grinding side, on the rear and on the radius.
- The active grinding additives prevent clogging and facilitate cool grinding.
- PFERD TOOLS' POLIFAN CURVE is patented in many countries across the globe.

| D [mm] | Fillet weld radius > [mm] | Grit size | Width | H [mm] | Max. RPM | Abrasive | | Item no. | Designation |
|---|---|---|---|---|---|---|---|---|---|
| **Radial design PFR** | | | | | | | | | |
| 115 | 8 | 40 | L (14 mm) | 22.23 | 13,300 | A-COOL | 10 | 67689048 | PFR 115-L A 40 SGP CURVE ALU |
| 125 | 8 | 40 | L (14 mm) | 22.23 | 12,200 | A-COOL | 10 | 67689068 | PFR 125-L A 40 SGP CURVE ALU |

# CC-GRIND grinding discs
The quick way to find the perfect tool

PFERD TOOLS

## Product group selection

| Application | Product line | Steel (STEEL) | | | | | Stainless steel (INOX) | | |
|---|---|---|---|---|---|---|---|---|---|
| | | ... SOLID | ... FLEX | ... STRONG | ... ROBUST | ... VIEW | ... SOLID | ... ROBUST | ... VIEW |
| ■ Surface grinding<br>■ Levelling<br>■ Work on weld seams<br>■ Chamfering<br>■ Deburring | **Performance Line SG** ★★★☆ |  CC-GRIND SOLID SG STEEL | |  CC-GRIND STRONG SG STEEL | | |  CC-GRIND SOLID SG INOX | | |
| | **Special Line SGP** ★★★★ |  CC-GRIND SOLID SGP STEEL | | |  CC-GRIND ROBUST SGP STEELOX |  CC-GRIND VIEW SGP STEELOX |  CC-GRIND SOLID SGP INOX |  CC-GRIND ROBUST SGP STEELOX |  CC-GRIND VIEW SGP STEELOX |
| ■ Levelling butt welds | **Performance Line SG** ★★★☆ | |  CC-GRIND FLEX SG STEEL | | | | | | |
| | **Special Line SGP** ★★★★ | |  CC-GRIND FLEX SGP STEEL | | | | | | |

## Performance Line SG ★★★☆




### CC-GRIND SOLID SG STEEL ★★★☆

Grinding disc for steel with high grinding performance and maximum tool life. Modern, high performance and ergonomic alternative to a grinding wheel. Suitable for surface grinding, chamfering, deburring and work on weld seams.



**Special features:**
- Extremely fast work progress due to highly aggressive abrasive grit and significantly improved surface compared to grinding wheels.
- Significantly more ergonomic than a grinding wheel: 50% reduction in noise and vibrations, 80% less dust.
- Layered structure of the glass fibre backing pad guarantees use that is just as durable and safe as with a grinding wheel.

| D [mm] | H [mm] | Max. RPM | Abrasive | | Item no. | Designation |
|---|---|---|---|---|---|---|
| **SOLID** | | | | | | |
| 115 | 22.23 | 13,300 | CO-COOL | 10 | 64185115 | CC-GRIND SOLID 115 SG STEEL |
| 125 | 22.23 | 12,200 | CO-COOL | 10 | 64185125 | CC-GRIND SOLID 125 SG STEEL |
| 150 | 22.23 | 10,200 | CO-COOL | 10 | 64185150 | CC-GRIND SOLID 150 SG STEEL |
| 180 | 22.23 | 8,500 | CO-COOL | 10 | 64185180 | CC-GRIND SOLID 180 SG STEEL |

# CC-GRIND grinding discs
## Performance Line SG ★★★☆




### CC-GRIND SOLID SG INOX ★★★☆

Grinding disc for stainless steel (INOX) with high grinding performance and maximum tool life. Modern, high performance and ergonomic alternative to a grinding wheel. Suitable for work on weld seams, as well as for chamfering and deburring.

**Special features:**
- Extremely fast work progress due to highly aggressive abrasive grit and significantly improved surface compared to grinding wheels.
- Significantly more ergonomic than a grinding wheel: 50% reduction in noise and vibrations, 80% less dust.
- Layered structure of the glass fibre backing pad guarantees use that is just as durable and safe as with a grinding wheel.

| D [mm] | H [mm] | Max. RPM | Abrasive | | Item no. | Designation |
|---|---|---|---|---|---|---|
| **SOLID** | | | | | | |
| 115 | 22.23 | 13,300 | CO-COOL | 10 | 64186115 | CC-GRIND SOLID 115 SG INOX |
| 125 | 22.23 | 12,200 | CO-COOL | 10 | 64186125 | CC-GRIND SOLID 125 SG INOX |
| 180 | 22.23 | 8,500 | CO-COOL | 10 | 64186180 | CC-GRIND SOLID 180 SG INOX |




### CC-GRIND FLEX SG STEEL ★★★☆

Semi-flexible grinding disc for steel with high grinding performance and maximum tool life. Butt welds can be completely smoothed. Suitable for work on weld seams, as well as for chamfering and deburring.



**Special features:**
- Complete smoothing of butt welds – without dents or bumps.
- Significantly more ergonomic than a grinding wheel: 50% reduction in noise and vibrations, 80% less dust.
- Layered structure of the glass fibre backing pad guarantees use that is just as durable and safe as with a grinding wheel.

| D [mm] | Grit size | H [mm] | Max. RPM | Abrasive | | Item no. | Designation |
|---|---|---|---|---|---|---|---|
| **FLEX** | | | | | | | |
| 115 | FINE | 22.23 | 13,300 | CO-COOL | 10 | 64187115 | CC-GRIND FLEX 115 SG STEEL FINE |
| | COARSE | 22.23 | 13,300 | CO-COOL | 10 | 64188115 | CC-GRIND FLEX 115 SG STEEL COARSE |
| 125 | FINE | 22.23 | 12,200 | CO-COOL | 10 | 64187125 | CC-GRIND FLEX 125 SG STEEL FINE |
| | COARSE | 22.23 | 12,200 | CO-COOL | 10 | 64188125 | CC-GRIND FLEX 125 SG STEEL COARSE |

# CC-GRIND grinding discs
## Performance Line SG ★★★☆



### Clamping flange set for the CC-GRIND SOLID and CC-GRIND FLEX

The CC-GRIND clamping flange set optimally aligns the CC-GRIND SOLID and FLEX in the angle grinder protective guard. This means that the grinding discs can be positioned so that they are particularly flat against the workpiece, therefore maximizing efficiency.



| Suitable for angle grinders | | Item no. | Designation |
|---|---|---|---|
| **Metric** | | | |
| 115 / 125 mm, M14 spindle | 1 | 33500015 | SFS CC-GRIND 115/125 M14 |
| 150 / 180 mm, M14 spindle | 1 | 33500018 | SFS CC-GRIND 150/180 M14 |
| **Imperial** | | | |
| 115 / 125 mm, 5/8"-11 spindle | 1 | 33500115 | SFS CC-GRIND 115/125 5/8" |
| 150 / 180 mm, 5/8"-11 spindle | 1 | 33500180 | SFS CC-GRIND 150/180 5/8" |




### CC-GRIND STRONG SG STEEL ★★★☆

The CC-GRIND STRONG grinding disc is the stepping stone between the classic grinding wheel and the modern alternative CC-GRIND SOLID. Suitable for surface grinding, chamfering, deburring and work on weld seams.



**Special features:**
- Three times the tool life compared to CC-GRIND SOLID SG STEEL due to backer that also grinds and three abrasive layers.
- Extremely fast work progress due to highly aggressive abrasive grit and significantly improved surface compared to grinding wheels.
- Significantly more ergonomic than a grinding wheel: 50% reduction in noise and vibrations, 70% less dust.

| D [mm] | H [mm] | Max. RPM | Abrasive | | Item no. | Designation |
|---|---|---|---|---|---|---|
| **STRONG** | | | | | | |
| 115 | 22.23 | 13,300 | CO | 10 | 64181115 | CC-GRIND STRONG 115 SG STEEL |
| 125 | 22.23 | 12,200 | CO | 10 | 64181125 | CC-GRIND STRONG 125 SG STEEL |

# CC-GRIND grinding discs
## Special Line SGP ★★★★




### CC-GRIND SOLID SGP STEEL with VICTOGRAIN abrasive grain ★★★★

Grinding disc with precision-moulded, triangular high-performance **VICTO**GRAIN abrasive for steel with maximum grinding performance and outstanding tool life. Suitable for surface grinding, chamfering, deburring and work on weld seams.

**Special features:**
- The ultimate in aggressive performance for ultra-fast work progress and significantly improved surfaces compared to grinding wheels.
- Significantly more ergonomic than a grinding wheel: 50% reduction in noise and vibrations, 80% less dust.
- Layered structure of the glass fibre backing pad guarantees use that is just as durable and safe as with a grinding wheel.

| D [mm] | H [mm] | Max. RPM | Abrasive | | Item no. | Designation |
|---|---|---|---|---|---|---|
| **SOLID** | | | | | | |
| 115 | 22.23 | 13,300 | VICTOGRAIN | 10 | 64187116 | CC-GRIND SOLID 115 SGP STEEL |
| 125 | 22.23 | 12,200 | VICTOGRAIN | 10 | 64187126 | CC-GRIND SOLID 125 SGP STEEL |
| 150 | 22.23 | 10,200 | VICTOGRAIN | 10 | 64187150 | CC-GRIND SOLID 150 SGP STEEL |
| 180 | 22.23 | 8,500 | VICTOGRAIN | 10 | 64187180 | CC-GRIND SOLID 180 SGP STEEL |




### CC-GRIND SOLID SGP INOX with VICTOGRAIN abrasive grain ★★★★

Grinding disc with precision-moulded, triangular high-performance abrasive **VICTO**GRAIN for stainless steel (INOX) with maximum grinding performance and outstanding tool life. Suitable for work on weld seams, as well as for chamfering and deburring.

**Special features:**
- The ultimate in aggressive performance for ultra-fast work progress and significantly improved surfaces compared to grinding wheels.
- Significantly more ergonomic than a grinding wheel: 50% reduction in noise and vibrations, 80% less dust.
- Layered structure of the glass fibre backing pad guarantees use that is just as durable and safe as with a grinding wheel.

| D [mm] | H [mm] | Max. RPM | Abrasive | | Item no. | Designation |
|---|---|---|---|---|---|---|
| **SOLID** | | | | | | |
| 115 | 22.23 | 13,300 | VICTOGRAIN | 10 | 64189115 | CC-GRIND SOLID 115 SGP INOX |
| 125 | 22.23 | 12,200 | VICTOGRAIN | 10 | 64189125 | CC-GRIND SOLID 125 SGP INOX |
| 180 | 22.23 | 8,500 | VICTOGRAIN | 10 | 64189180 | CC-GRIND SOLID 180 SGP INOX |




### CC-GRIND FLEX SGP STEEL with VICTOGRAIN abrasive grain ★★★★

Semi-flexible grinding disc with precision-formed, triangular high-performance **VICTO**GRAIN abrasive grain for steel with maximum grinding performance and outstanding tool life. Suitable for work on weld seams and for surface grinding.

**Special features:**
- Complete smoothing of butt welds – without dents or bumps.
- Significantly more ergonomic than a grinding wheel: 50% reduction in noise and vibrations, 70% less dust.
- Layered structure of the glass fibre backing pad guarantees use that is just as durable and safe as with a grinding wheel.

| D [mm] | Grit size | H [mm] | Max. RPM | Abrasive | | Item no. | Designation |
|---|---|---|---|---|---|---|---|
| **FLEX** | | | | | | | |
| 115 | COARSE | 22.23 | 13,300 | VICTOGRAIN-COOL | 10 | *64188116* | CC-GRIND FLEX 115 COARSE SGP STEEL |
| 125 | COARSE | 22.23 | 12,200 | VICTOGRAIN-COOL | 10 | 64188126 | CC-GRIND FLEX 125 COARSE SGP STEEL |



*Discontinued product*

# CC-GRIND grinding discs
## Special Line SGP ★★★★



### Clamping flange set for the CC-GRIND SOLID and CC-GRIND FLEX

The CC-GRIND clamping flange set optimally aligns the CC-GRIND SOLID and FLEX in the angle grinder protective guard. This means that the grinding discs can be positioned so that they are particularly flat against the workpiece, therefore maximizing efficiency.



| Suitable for angle grinders | | Item no. | Designation |
|---|---|---|---|
| **Metric** | | | |
| 115 / 125 mm, M14 spindle | 1 | 33500015 | SFS CC-GRIND 115/125 M14 |
| 150 / 180 mm, M14 spindle | 1 | 33500018 | SFS CC-GRIND 150/180 M14 |
| **Imperial** | | | |
| 115 / 125 mm, 5/8"-11 spindle | 1 | 33500115 | SFS CC-GRIND 115/125 5/8" |
| 150 / 180 mm, 5/8"-11 spindle | 1 | 33500180 | SFS CC-GRIND 150/180 5/8" |




### CC-GRIND ROBUST SGP STEELOX with VICTOGRAIN abrasive grain ★★★★

Grinding disc with precision-moulded, triangular high-performance **VICTO**GRAIN abrasive for steel and stainless steel (INOX) with the ultimate grinding performance and outstanding tool life. Suitable for surface grinding, chamfering, deburring and work on weld seams.



**Special features:**
- Thanks to the adapted geometry, the use of a special clamping flange set and a backer is not necessary.
- Significantly more ergonomic than a grinding wheel: Noise and vibrations are significantly reduced.
- Glass fibre reinforced plastic backer guarantees use that is as robust and safe as with a grinding wheel.

| D [mm] | H [mm] | Max. RPM | Abrasive | | Item no. | Designation |
|---|---|---|---|---|---|---|
| **ROBUST** | | | | | | |
| 115 | 22.23 | 13,300 | VICTOGRAIN | 10 | 64195116 | CC-GRIND ROBUST 115 SGP STEELOX |
| 125 | 22.23 | 12,200 | VICTOGRAIN | 10 | 64195126 | CC-GRIND ROBUST 125 SGP STEELOX |
| 180 | 22.23 | 8,500 | VICTOGRAIN | 10 | 64195180 | CC-GRIND ROBUST 180 SGP STEELOX |

*New item*




## CC-GRIND VIEW SGP STEELOX with VICTOGRAIN abrasive grain ★★★★

Grinding disc with unique design and the **VICTO**GRAIN high-performance abrasive grain. The viewing pane enables users to work precisely whilst monitoring the work process. Suitable for surface grinding, chamfering, deburring and work on weld seams.



**Special features:**
- Users can ensure an optimal contact angle based on the sparking in the middle of the viewing pane.
- Significantly more ergonomic than a grinding wheel: Noise and vibrations are significantly reduced.
- Glass fibre reinforced plastic backer guarantees use that is as robust and safe as with a grinding wheel.

| D [mm] | H [mm] | Max. RPM | Abrasive | | Item no. | Designation |
|---|---|---|---|---|---|---|
| **VIEW** | |  | | | | |
| 115 | 22.23 | 13,300 | VICTOGRAIN | 10 | 64196116 | CC-GRIND VIEW 115 SGP STEELOX |
| 125 | 22.23 | 12,200 | VICTOGRAIN | 10 | 64196126 | CC-GRIND VIEW 125 SGP STEELOX |



*New item*

# Grinding wheels
The quick way to find the perfect tool

PFERD TOOLS

## Product group selection

| Application | Product line | Steel (STEEL) | | | Stainless steel (INOX) | | Aluminium (ALU) | Cast material (CAST) |
|---|---|---|---|---|---|---|---|---|
| ■ Surface grinding<br>■ Work on weld seams<br>■ Chamfering<br>■ Deburring<br>■ Fillet weld grinding<br>■ Work on root seams<br>■ Grouting | **Universal Line PSF** ★★☆☆ |  PSF STEEL |  PSF STEELOX | |  PSF STEELOX | | | |
| | **Performance Line SG** ★★★☆ |  SG STEEL |  CERAMIC SG COMFORT STEEL | |  SG INOX | |  SG ALU |  Foundry grinding wheels |
| | **Special Line SGP** ★★★★ |  CERAMIC SGP STEELOX |  ZIRKON SGP STEEL |  WHISPER SGP STEELOX |  CERAMIC SGP STEELOX |  WHISPER SGP STEELOX | | |

## Universal Line PSF ★★☆☆




### PSF STEEL ★★☆☆

Grinding wheel for steel and cast iron with high grinding performance and good tool life. Suitable for surface grinding, grouting, chamfering, deburring, and for work on weld seams and fillet welds.



**Special features:**
- Fast work progress and high economic efficiency thanks to the high grinding performance.
- Good tool life and soft grinding characteristics, outstanding grinding results even at low contact pressure.
- Also suitable for low-power angle grinders.

| D [mm] | U [mm] | H [mm] | Max. RPM | Abrasive | | Item no. | Designation |
|---|---|---|---|---|---|---|---|
| **Depressed-centre design E (type 27)** 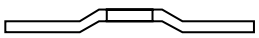 | | | | | | | |
| 100 | 6.3 | 16 | 15,300 | A | 10 | 62010634 | E 100-6 PSF STEEL/16,0 |
| 115 | 7.2 | 22.23 | 13,300 | A | 10 | 62011634 | E 115-7 PSF STEEL |
| 125 | 7.2 | 22.23 | 12,200 | A | 10 | 62012634 | E 125-7 PSF STEEL |
| 150 | 7.2 | 22.23 | 10,200 | A | 10 | 62015628 | E 150-7 PSF STEEL |
| 180 | 7.2 | 22.23 | 8,500 | A | 10 | 62017634 | E 180-7 PSF STEEL |
| | 8.3 | 22.23 | 8,500 | A | 10 | 62017834 | E 180-8 PSF STEEL |
| 230 | 7.2 | 22.23 | 6,600 | A | 10 | 62023634 | E 230-7 PSF STEEL |
| | 8.3 | 22.23 | 6,600 | A | 10 | 62023834 | E 230-8 PSF STEEL |
| **Depressed-centre design E (type 27) with X-LOCK holder**  **X-LOCK** | | | | | | | |
| 115 | 7.2 | 22.23 | 13,300 | A | 10 | 62011115 | E 115-7 PSF STEEL/X-LOCK |
| 125 | 7.2 | 22.23 | 12,200 | A | 10 | 62011125 | E 125-7 PSF STEEL/X-LOCK |




## PSF STEELOX ★★☆☆

Grinding wheel for steel and stainless steel (INOX) with high grinding performance and good tool life. Suitable for surface grinding, grouting, chamfering and for work on weld seams and fillet welds.

**Special features:**

- Fast work progress and high economic efficiency thanks to the high grinding performance.
- Good tool life and soft grinding characteristics, outstanding grinding results even at low contact pressure.
- Also suitable for low-power angle grinders.

| D [mm] | U [mm] | H [mm] | Max. RPM | Abrasive | | Item no. | Designation |
|---|---|---|---|---|---|---|---|
| **Depressed-centre design E (type 27)** | | | | | | | |
| 100 | 6.3 | 16 | 15,300 | A | 10 | 62010720 | E 100-6 PSF STEELOX/16.0 |
| 115 | 4.1 | 22.23 | 13,300 | A | 10 | 62011531 | E 115-4,1 PSF STEELOX |
| | 7.2 | 22.23 | 13,300 | A | 10 | 62011640 | E 115-7 PSF STEELOX |
| 125 | 4.1 | 22.23 | 12,200 | A | 10 | 69220531 | E 125-4,1 PSF STEELOX |
| | 7.2 | 22.23 | 12,200 | A | 10 | 62012640 | E 125-7 PSF STEELOX |
| 150 | 4.1 | 22.23 | 10,200 | A | 10 | 62015520 | E 150-4,1 PSF STEELOX |
| | 7.2 | 22.23 | 10,200 | A | 10 | 62015640 | E 150-7 PSF STEELOX |
| 180 | 4.1 | 22.23 | 8,500 | A | 10 | 62017950 | E 180-4,1 PSF STEELOX |
| | 4.6 | 22.23 | 8,500 | A | 10 | 62017520 | E 180-4.6 PSF STEELOX |
| | 7.2 | 22.23 | 8,500 | A | 10 | 62017640 | E 180-7 PSF STEELOX |
| | 8.3 | 22.23 | 8,500 | A | 10 | 62017831 | E 180-8 PSF STEELOX |
| 230 | 7.2 | 22.23 | 6,600 | A | 10 | 62023640 | E 230-7 PSF STEELOX |
| | 8.3 | 22.23 | 6,600 | A | 10 | 62023831 | E 230-8 PSF STEELOX |




## SG STEEL ★★★☆

Grinding wheel for steel with high grinding performance and very good tool life. Suitable for surface grinding, grouting, chamfering and for work on weld seams and fillet welds.



**Special features:**
- Fast work progress and maximum economic efficiency thanks to the high grinding performance.
- Fewer tool changes due to the very good tool life.

| D [mm] | U [mm] | H [mm] | Max. RPM | Abrasive | | Item no. | Designation |
|---|---|---|---|---|---|---|---|
| **Depressed-centre design E (type 27)** | | | | | | | |
| 70 | 6.3 | 10 | 21,800 | A | 10 | 62207626 | E 70-6 SG STEEL/10.0 |
| 76 | 6.3 | 10 | 20,200 | A | 10 | 62208626 | E 76-6 SG STEEL/10.0 |
| 100 | 4.1 | 16 | 15,300 | A | 10 | 62210426 | E 100-4,1 SG STEEL/16,0 |
| | 6.3 | 16 | 15,300 | A | 10 | 62210626 | E 100-6 SG STEEL/16,0 |
| 115 | 4.1 | 22.23 | 13,300 | A | 10 | 62211436 | E 115-4,1 SG STEEL |
| | 7.2 | 22.23 | 13,300 | A | 10 | 62211626 | E 115-7 SG STEEL |
| 125 | 4.1 | 22.23 | 12,200 | A | 10 | 62212426 | E 125-4,1 SG STEEL |
| | 7.2 | 22.23 | 12,200 | A | 10 | 62212626 | E 125-7 SG STEEL |
| 150 | 4.1 | 22.23 | 10,200 | A | 10 | 69220473 | E 150-4,1 SG STEEL |
| | 7.2 | 22.23 | 10,200 | A | 10 | 62215726 | E 150-7 SG STEEL |
| 180 | 4.1 | 22.23 | 8,500 | A | 10 | 62217426 | E 180-4,1 SG STEEL |
| | 7.2 | 22.23 | 8,500 | A | 10 | 62217626 | E 180-7 SG STEEL |
| | 8.3 | 22.23 | 8,500 | A | 10 | 62217826 | E 180-8 SG STEEL |
| 230 | 7.2 | 22.23 | 6,600 | A | 10 | 62223626 | E 230-7 SG STEEL |
| | 8.3 | 22.23 | 6,600 | A | 10 | 62223826 | E 230-8 SG STEEL |




## SG INOX ★★★☆

Grinding wheel for stainless steel (INOX) with high grinding performance and very good tool life. Suitable for surface grinding, grouting, chamfering and for work on weld seams and fillet welds.



**Special features:**
- Soft grinding characteristics for cool grinding on stainless steel (INOX).
- Fast work progress and maximum economic efficiency thanks to the high grinding performance.
- Fewer tool changes due to the very good tool life.

| D [mm] | U [mm] | H [mm] | Max. RPM | Abrasive | | Item no. | Designation |
|---|---|---|---|---|---|---|---|
| **Depressed-centre design E (type 27)** | | | | | | | |
| 115 | 4.1 | 22.23 | 13,300 | A | 10 | 62211423 | E 115-4,1 SG INOX |
| | 7.2 | 22.23 | 13,300 | A | 10 | 62211623 | E 115-7 SG INOX |
| 125 | 4.1 | 22.23 | 12,200 | A | 10 | 62212423 | E 125-4,1 SG INOX |

*Continued on next page*

# Grinding wheels
## Performance Line SG ★★★☆

| D [mm] | U [mm] | H [mm] | Max. RPM | Abrasive | | Item no. | Designation |
|---|---|---|---|---|---|---|---|
| 125 | 5.2 | 22.23 | 12,200 | A | 10 | 62212523 | E 125-5,2 SG INOX |
| | 7.2 | 22.23 | 12,200 | A | 10 | 62212623 | E 125-7 SG INOX |
| 150 | 7.2 | 22.23 | 10,200 | A | 10 | 62222730 | E 150-7 SG INOX |
| 180 | 4.1 | 22.23 | 8,500 | A | 10 | 62217432 | E 180-4,1 SG INOX |
| | 7.2 | 22.23 | 8,500 | A | 10 | 62217632 | E 180-7 SG INOX |
| | 8.3 | 22.23 | 8,500 | A | 10 | 62217832 | E 180-8 SG INOX |
| 230 | 7.2 | 22.23 | 6,600 | A | 10 | 62223632 | E 230-7 SG INOX |
| | 8.3 | 22.23 | 6,600 | A | 10 | 62223832 | E 230-8 SG INOX |




### SG ALU ★★★☆

Grinding wheel for aluminium and other non-ferrous metals with high grinding performance and very good tool life. Suitable for surface grinding, grouting, chamfering and for work on weld seams and fillet welds.



**Special features:**

- Operates without the grinding wheel clogging, even on soft, lubricating materials.
- Fast work progress and maximum economic efficiency thanks to the high grinding performance.
- Does not contain any fillers that could leave undesirable residues on the workpiece. The surface can therefore be welded immediately.

| D [mm] | U [mm] | H [mm] | Max. RPM | Abrasive | | Item no. | Designation |
|---|---|---|---|---|---|---|---|
| **Depressed-centre design E (type 27)** | | | | | | | |
| 115 | 7.2 | 22.23 | 13,300 | A/C | 10 | 62211622 | E 115-7 SG ALU |
| 125 | 7.2 | 22.23 | 12,200 | A/C | 10 | 62212622 | E 125-7 SG ALU |
| 150 | 7.2 | 22.23 | 10,200 | A/C | 10 | 62215717 | E 150-7 SG ALU |
| 180 | 7.2 | 22.23 | 8,500 | A/C | 10 | 62217622 | E 180-7 SG ALU |
| 230 | 7.2 | 22.23 | 6,600 | A/C | 10 | 62223700 | E 230-7 SG ALU |




## WHISPER SGP STEELOX ★★★★

With its multi-layer design, the WHISPER grinding wheel generates considerably less vibration and noise than conventional types. Suitable for surface grinding and for work on weld seams and fillet welds.



**Special features:**
- Noise level decreased by up to 12 dB(A), which corresponds to a reduction of more than 90%.
- Tool structure enables gentle, comfortable grinding with an outstanding surface quality.
- Problem solver for scale.

| D [mm] | U [mm] | H [mm] | Max. RPM | Abrasive | | Item no. | Designation |
|---|---|---|---|---|---|---|---|
| **Depressed-centre design E (type 27)** | | | | | | | |
| 115 | 7.4 | 22.23 | 13,300 | A | 10 | 62211848 | E 115-7 SGP WHISPER STEELOX |
| 125 | 7.4 | 22.23 | 12,200 | A | 10 | 62212848 | E 125-7 SGP WHISPER STEELOX |




## ZIRKON SGP STEEL ★★★★

Zirconia alumina grinding wheel with very good grinding performance and an excellent tool life. Suitable for surface grinding, grouting, chamfering and for work on weld seams and fillet welds.



**Special features:**
- Very fast work progress and maximum economic efficiency thanks to the very good grinding performance.
- Fewer tool changes due to the excellent tool life.

| D [mm] | U [mm] | H [mm] | Max. RPM | Abrasive | | Item no. | Designation |
|---|---|---|---|---|---|---|---|
| **Depressed-centre design E (type 27)** | | | | | | | |
| 115 | 7.2 | 22.23 | 13,300 | Z/A | 10 | 62211737 | E 115-7 ZIRKON SGP STEEL |
| 125 | 7.2 | 22.23 | 12,200 | Z/A | 10 | 62212737 | E 125-7 ZIRKON SGP STEEL |
| 150 | 7.2 | 22.23 | 10,200 | Z/A | 10 | 62215326 | E 150-7 ZIRKON SGP STEEL |
| 180 | 7.2 | 22.23 | 8,500 | Z/A | 10 | 62217737 | E 180-7 ZIRKON SGP STEEL |
| 230 | 7.2 | 22.23 | 6,600 | Z/A | 10 | 62223737 | E 230-7 ZIRKON SGP STEEL |




## CERAMIC SGP STEELOX ★★★★

High-performance grinding wheel with ceramic oxide grain for quick and economical grinding. Suitable for surface grinding, grouting, chamfering and for work on weld seams and fillet welds.



**Special features:**
- The ultimate in aggressive performance and outstanding tool life due to self-sharpening effect of the high-performance abrasive and special bond technology.
- Lower production costs due to much faster work progress compared to conventional grinding wheels.
- Labour-saving work.

| D [mm] | U [mm] | H [mm] | Max. RPM | Abrasive | | Item no. | Designation |
|---|---|---|---|---|---|---|---|
| **Depressed-centre design E (type 27)** | | | | | | | |
| 115 | 4.1 | 22.23 | 13,300 | CO | 10 | 62100115 | E 115-4,1 CERAMIC SGP STEELOX |
| | 7.2 | 22.23 | 13,300 | CO | 10 | 62211300 | E 115-7 CERAMIC SGP STEELOX |
| 125 | 4.1 | 22.23 | 12,200 | CO | 10 | 62100125 | E 125-4,1 CERAMIC SGP STEELOX |
| | 7.2 | 22.23 | 12,200 | CO | 10 | 62212300 | E 125-7 CERAMIC SGP STEELOX |
| 150 | 4.1 | 22.23 | 10,200 | CO | 10 | 62100150 | E 150-4,1 CERAMIC SGP STEELOX |
| | 7.2 | 22.23 | 10,200 | CO | 10 | 69901759 | E 150-7 CERAMIC SGP STEELOX |
| 180 | 4.1 | 22.23 | 8,500 | CO | 10 | 62100180 | E 180-4,1 CERAMIC SGP STEELOX |
| | 7.2 | 22.23 | 8,500 | CO | 10 | 62217300 | E 180-7 CERAMIC SGP STEELOX |
| 230 | 4.1 | 22.23 | 6,600 | CO | 10 | 62100230 | E 230-4,1 CERAMIC SGP STEELOX |
| | 7.2 | 22.23 | 6,600 | CO | 10 | 62218300 | E 230-7 CERAMIC SGP STEELOX |




## SG CAST + ALU ★★★☆

Grinding wheel optimized for use on grey/nodular cast iron (GG/GJL, GGG/GJS), casting scale with sand contamination and metal contamination, and hard aluminium alloys with high grinding performance and very good tool life. Suitable for surface grinding, chamfering and deburring.

**Special features:**
- Very fast work progress and high efficiency thanks to high grinding performance and very good tool life.
- Optimized for use on compressed-air turbine and high-frequency angle grinders.

| D [mm] | U [mm] | H [mm] | Max. RPM | Abrasive | | Item no. | Designation |
|---|---|---|---|---|---|---|---|
| **Depressed-centre design E (type 27)** | | | | | | | |
| 180 | 7.2 | 22.23 | 8,500 | A/C | 10 | *62217681* | E 180-7 SG CAST+ALU |
| 230 | 7.2 | 22.23 | 6,600 | A/C | 10 | *62223681* | E 230-7 SG CAST+ALU |




## SG CAST + STONE ★★★☆

Grinding wheel optimized for use on cast iron, casting scale, stone, concrete and hard aluminium alloys with high grinding performance and very good tool life. Suitable for surface grinding, chamfering and deburring.

**Special features:**
- Very fast work progress and high efficiency thanks to high grinding performance and very good tool life.
- Optimized for use on compressed-air turbine and high-frequency angle grinders.

| D [mm] | U [mm] | H [mm] | Max. RPM | Abrasive | | Item no. | Designation |
|---|---|---|---|---|---|---|---|
| **Depressed-centre design E (type 27)** | | | | | | | |
| 115 | 7.2 | 22.23 | 13,300 | C | 10 | 62911625 | E 115-7 SG CAST+STONE |
| 125 | 7.2 | 22.23 | 12,200 | C | 10 | 62912725 | E 125-7 SG CAST+STONE |
| 180 | 7.2 | 22.23 | 8,500 | C | 10 | 62917625 | E 180-7 SG CAST+STONE |
| 230 | 7.2 | 22.23 | 6,600 | C | 10 | 62914720 | E 230-7 SG CAST+STONE |





*Discontinued product*




## ZIRKON SG CAST + STEEL ★★★☆

Zirconia alumina grinding wheel optimized for use on grey/nodular cast iron (GG/GJL, GGG/GJS) and steel with excellent grinding performance and very good tool life. Suitable for surface grinding, grouting, chamfering, deburring and for work on weld seams and fillet welds.



**Special features:**
- Very fast work progress and high efficiency thanks to high grinding performance and very good tool life.
- Optimized for use on compressed-air turbine and high-frequency angle grinders.

| D [mm] | U [mm] | H [mm] | Max. RPM | Abrasive | | Item no. | Designation |
|---|---|---|---|---|---|---|---|
| **Depressed-centre design E (type 27)** | | | | | | | |
| 115 | 7.2 | 22.23 | 13,300 | Z/A | 10 | 62211747 | E 115-7 ZIRKON SG CAST+STEEL |
| 125 | 7.2 | 22.23 | 12,200 | Z/A | 10 | 62212747 | E 125-7 ZIRKON SG CAST+STEEL |
| 180 | 7.2 | 22.23 | 8,500 | Z/A | 10 | 62217628 | E 180-7 ZIRKON SG CAST+STEEL |
| | 8.3 | 22.23 | 8,500 | Z/A | 10 | 62217837 | E 180-8 ZIRKON SG CAST+STEEL |
| 230 | 4.1 | 22.23 | 6,600 | Z/A | 10 | 62218310 | E 230-4,1 ZIRKON SG CAST+STEEL |
| | 5.2 | 22.23 | 6,600 | Z/A | 10 | 62223527 | E 230-5,2 ZIRKON SG CAST+STEEL |
| | 7.2 | 22.23 | 6,600 | Z/A | 10 | 62223628 | E 230-7 ZIRKON SG CAST+STEEL |




## ZIRKON SG CAST ★★★☆

Zirconia alumina grinding wheel optimized for use on grey/nodular cast iron (GG/GJL, GGG/GJS) and casting scale with excellent grinding performance and tool life. Suitable for surface grinding, chamfering and deburring.

**Special features:**
- Extremely fast work progress and high efficiency thanks to excellent grinding performance and outstanding tool life.
- Optimized for use on compressed-air turbine and high-frequency angle grinders.

| D [mm] | U [mm] | H [mm] | Max. RPM | Abrasive | | Item no. | Designation |
|---|---|---|---|---|---|---|---|
| **Depressed-centre design E (type 27)** | | | | | | | |
| 180 | 7.2 | 22.23 | 8,500 | Z/A/C | 10 | 62217738 | E 180-7 ZIRKON SG CAST |
| | 8.3 | 22.23 | 8,500 | Z/A/C | 10 | 62217747 | E 180-8 ZIRKON SG CAST |
| 230 | 7.2 | 22.23 | 6,600 | Z/A/C | 10 | 62223738 | E 230-7 ZIRKON SG CAST |
| | 8.3 | 22.23 | 6,600 | Z/A/C | 10 | 62223747 | E 230-8 ZIRKON SG CAST |

# Cup wheels
The quick way to find the perfect tool

PFERD TOOLS

## Product group selection

| Application | Steel (STEEL) | Stainless steel (INOX) | Cast material (CAST) | Stone (STONE) |
|---|---|---|---|---|
| Surface grinding | SG STEELOX A 16 | SG STEELOX A 16 | SG CAST + STONE C 16 | SG CAST + STONE C 16–80 |
| Work on weld seams | | | - | - |
| Chamfering | SG STEELOX A 24 | SG STEELOX A 24 | SG CAST + STONE C 24 | SG CAST + STONE C 60/80 |
| Deburring | SG STEELOX A 36/80 | SG STEELOX A 36/80 | SG CAST + STONE C 30 | - |

## Cup wheels for manual applications




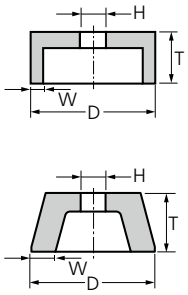


### SG STEELOX ★★★☆

Cup wheel for steel and stainless steel (INOX) with high grinding performance and good tool life. Suitable for chamfering, deburring, surface grinding, and for work on weld seams.



**Special features:**
- High grinding performance.
- Good tool life.

| D [mm] | Grit size | H [mm] | Thread | T [mm] | W [mm] | Max. RPM | Abra-sive | | Item no. | Designation |
|---|---|---|---|---|---|---|---|---|---|---|
| **Cylindrical cup wheel ETT (type 6)** | | | | | | | | | | |
| 80 | 36 | 22.23 | - | 27 | 8 | 11,900 | A | 5 | 63417122 | 50 ETT 80-8 A 36 SG STEELOX |
| | 80 | 22.23 | - | 27 | 8 | 11,900 | A | 5 | 63418702 | 50 ETT 80-8 A 80 SG STEELOX |
| **Conical cup wheel ETT (type 11)** | | | | | | | | | | |
| 110 | 16 | 22.23 | - | 55 | 20 | 8,600 | A | 2 | 63418222 | 50 ETT 110-20 A 16 SG STEELOX |
| | 24 | 22.23 | - | 55 | 20 | 8,600 | A | 2 | 63418224 | 50 ETT 110-20 A 24 SG STEELOX |
| | 36 | 22.23 | - | 55 | 20 | 8,600 | A | 2 | 63418226 | 50 ETT 110-20 A 36 SG STEELOX |
| 125 | 16 | - | M14 | 51 | 25 | 7,600 | A | 2 | 63418402 | 50 ETT 125-25 A 16 SG STEELOX/M14 |

# Cup wheels
## Cup wheels for manual applications




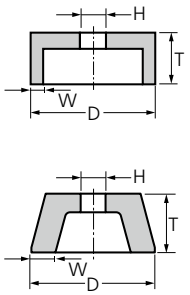


### SG CAST + STONE ★★★☆

Cup wheel for use on cast iron, casting scale, concrete and stone with high grinding performance and good tool life. Suitable for chamfering, deburring and surface grinding.

**Special features:**
- High grinding performance.
- Good tool life.

| D [mm] | Grit size | H [mm] | T [mm] | W [mm] | Max. RPM | Abrasive | | Item no. | Designation |
|---|---|---|---|---|---|---|---|---|---|
| **Cylindrical cup wheel ETT (type 6)** | | | | | | | | | |
| 80 | 80 | 22.23 | 27 | 8 | 11,900 | C | 5 | 63588122 | 50 ETT 80-8 C 80 SG CAST+STONE |
| **Conical cup wheel ETT (type 11)** | | | | | | | | | |
| 110 | 16 | 22.23 | 55 | 20 | 8,600 | C | 2 | 63518222 | 50 ETT 110-20 C 16 SG CAST+STONE |
| | 24 | 22.23 | 55 | 20 | 8,600 | C | 2 | 63518224 | 50 ETT 110-20 C 24 SG CAST+STONE |
| | 30 | 22.23 | 55 | 20 | 8,600 | C | 2 | 63538222 | 50 ETT 110-20 C 30 SG CAST+STONE |
| | 60 | 22.23 | 55 | 20 | 8,600 | C | 2 | 63518424 | 50 ETT 110-20 C 60 SG CAST+STONE |




## SG STEEL + INOX + CAST ★★★☆

Grinding wheel for use on steel, cast steel, stainless steel (INOX) and cast iron, with high grinding performance and good tool life for work in hard-to-reach areas. Suitable for chamfering, deburring, grouting, and for work on weld seams.



**Special features:**
- High grinding performance.
- Good tool life.

| D [mm] | T [mm] | H [mm] | Max. RPM | Abrasive | | Item no. | Designation |
|---|---|---|---|---|---|---|---|
| **ER (type 1) design** | | | | | | | |
| 50 | 6.2 | 6 | 19,100 | A | 20 | 65305060 | ER 50-6 SG STEEL+INOX+CAST/6,0 |
| | 10.5 | 6 | 19,100 | A | 20 | 65305100 | ER 50-10 SG STEEL+INOX+CAST/6,0 |
| | | 10 | 19,100 | A | 20 | 65305101 | ER 50-10 SG STEEL+INOX+CAST/10,0 |
| 70 | 6.2 | 10 | 13,600 | A | 20 | 65307061 | ER 70-6 SG STEEL+INOX+CAST/10,0 |
| | 10.5 | 10 | 13,600 | A | 20 | 65307101 | ER 70-10 SG STEEL+INOX+CAST/10,0 |
| | 15.7 | 10 | 13,600 | A | 20 | 65307151 | ER 70-15 SG STEEL+INOX+CAST/10,0 |



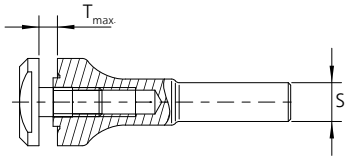


## Arbor for snagging wheels

Accessory for mounting snagging wheels on straight grinders. Sturdy version with maximum shank breakage resistance.



| S [mm] | Suitable for hole diameter [mm] | $T_{max}$ [mm] | | Item no. | Designation |
|---|---|---|---|---|---|
| 6 | 6 | 3 – 10 | 1 | 42400006 | BO 6/6 3-10 |
| 8 | 10 | 6 – 20 | 1 | 42400008 | BO 8/10 6-20 |

PFERD TOOLS






# Cut-off wheels for stationary applications

# Cut-off wheels for stationary applications
Table of contents

## Cut-off wheels for stationary applications


- Highlights from the PFERD TOOLS range – custom-made products 587
- Highlights from the PFERD TOOLS range 588
- General information 588
- Safety notes 588
- Transport and storage 589
- Product lines and colour coding 590
- The quick way to find the perfect tool 591
- Custom-made products 593




## CHOPSAW cut-off wheels dia. 300–400 mm


- Universal Line PSF ★★☆☆ 595
- Performance Line SG ★★★☆ 596




## CHOPSAW HD cut-off wheels dia. 300–400 mm


- Performance Line SG ★★★☆ 597




## Laboratory cut-off wheels dia. 150–400 mm


- Performance Line SG ★★★☆ 599




## Rail cut-off wheels dia. 300–400 mm


- Universal Line PSF ★★☆☆ 600
- Performance Line SG ★★★☆ 600




## HEAVY DUTY cut-off wheels dia. 250–600 mm


- Special Line SGP ★★★★ 602




## Reducing rings for stationary cut-off wheels


- Reducing rings for stationary cut-off wheels 604

# Cut-off wheels for stationary applications

## Highlights from the PFERD TOOLS range – custom-made products

### What is the correct procedure for selecting a stationary cut-off wheel?

Our experienced team of technical advisers will start by analyzing your current set-up. They will visit you on site to see your machine, application and the wheel dimensions. PFERD TOOLS will determine the wheel thickness based on the loads on the wheel during cutting. The drive output of the machine motor and the diameter of the clamping flange are also important for selecting the right stationary cut-off wheel. Based on this information and other data, we check which customized solution PFERD TOOLS can produce for you.



### What are the operating conditions and which cross sections need to be cut?

In addition to the information about the machine, it is essential to know the operating conditions for the cutting work. A distinction is made between cold (up to 100°), warm (100 to 600°) and hot cutting-off (600 to over 1,000°), depending on the material temperature of the workpieces being cut. The main cutting applications are cross sections measuring 20 mm to 500 mm in a round design, and square designs from 50 mm to 250 mm (depending on the specific requirements and industry), as well as a range of profiles such as various rails. Based on the operating conditions and cross sections, you can determine which wheel diameter is required/recommended.

For medium-sized cut-off wheels the range is 400 – 600 mm (traditional applications in foundries, finishing processes and when cutting to size); for large cut-off wheels the range is 800 – 2,000 mm (applications in rolling mills and forging plants in the steel production industry).



### What are the requirements for the cuts?

A good result for cold cutting-off is that the cut surface is blank (no blue or brown discolouration) and that the cut itself is perpendicular. The heat ingress into the material should also be minimal to prevent hard spots at the ends of the cut, which could cause cracks in the steel.

Ideally, the formation of burrs on the material should be minimized to negate the need for reworking. The blank cut does not play a role in warm and hot cutting-off – the aim here is to ensure a long tool life, a perpendicular cut and a reliable process.



### Customized solutions

Upon request, PFERD TOOLS can manufacture stationary cut-off wheels up to a diameter of 2,000 mm in the excellent PFERD TOOLS quality, specifically for your application. Please contact us for further information. Our experienced team of technical advisers will be pleased to assist you. Scan the QR code to access the contact form.



# Cut-off wheels for stationary applications
## Highlights from the PFERD TOOLS range

### More expert information online

Scan the QR code to find out a wide range of tool and application knowledge relating to PFERD TOOLS' high-quality tools and their huge variety of materials.

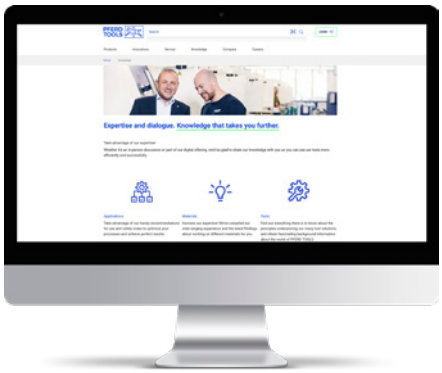

## General information

### Advantages of stationary cut-off grinding

- Universal cutting process for all steels and castings, non-ferrous metal alloys, special alloys such as nickel and titanium-based alloys, as well as materials on which sawing and flame cutting are difficult or impossible.
- Due to smooth cutting surfaces and blank cuts in cold cutting-off, no post-processing is required.
- Short cutting times regardless of the material quality.
- Significantly lower burr formation with hot cutting-off than with hot sawing.
- Lower noise levels than with hot sawing.
  Example:
  Hot cutting-off: 85 to 95 dBA
  Hot sawing: 105 to 110 dBA
- Consistent cutting quality over the entire life of the cut-off wheel due to its continuous self-sharpening qualities.
- Enables cutting of already cooled rolled or forged parts in hot cut lines.

### Applications

Cut-off grinding is one of the most powerful and cost-effective cutting processes and is used in the following areas:

- Rolling mills
- Foundries
- Mechanical engineering
- Steel construction
- Maintenance of rails
- Forging plants and their finishing processes
- Laboratories

## Safety notes

### PFERD TOOLS is a founding member of oSa

Together with other renowned manufacturers, PFERD TOOLS has voluntarily undertaken to produce quality tools conforming to the most exacting safety standards. Member companies of oSa (the Organization for the Safety of Abrasives) are committed to continuous product safety and quality monitoring. Products from PFERD TOOLS carry the oSa mark. Scan the QR code for further information.

**Safety standard:**

- PFERD TOOLS cut-off wheels conform to the highest safety requirements and are marked according to EN 12413 for grinding tools made of bonded abrasive.



# Cut-off wheels for stationary applications
## Safety notes







### German Abrasives Association (VDS)

Please observe the safety notes of the German Abrasives Association (VDS). Further information can be found at:
**www.pferd.com**

### User information

Please observe the user information provided with all products on the safe use of stationary cut-off wheels as well as the user information for the grinding machine used.

### FEPA

The FEPA safety recommendations can be downloaded at **www.pferd.com**.

### Proper clamping of cut-off wheels

The correct clamping of the cut-off wheel is a prerequisite for optimum performance and is essential to ensure user safety. The adjacent illustration shows the right way to do it:

① Machine spindle with high concentricity.

② Equally sized flanges.

③ Intermediate paper layers, if required for secure clamping and safe use.

**Our recommendations:**
- After every second wheel change, change the intermediate paper layers.
- As from a wheel diameter > 400 mm, always use intermediate paper layers.

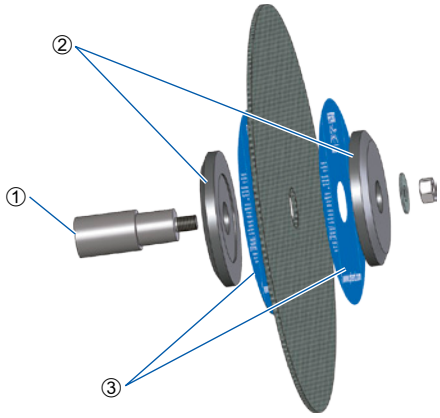


### Safety notes

The safe use of products from PFERD TOOLS depends largely on proper clamping systems. Both flanges between which a grinding tool is mounted must have the same outer diameter and same support area (according to ENÂ 13218, ANSI B7.1).

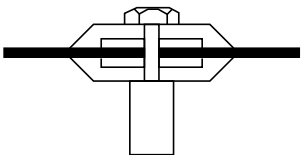

Correct

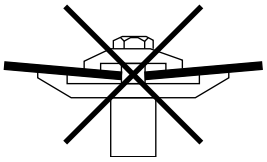

Incorrect

## Transport and storage

### Transport and storage

To avoid damage to the cut-off wheels through improper transport or adverse environmental influences during storage, e.g. UV radiation, temperature or humidity, please observe the following advice:
- As far as possible, transport and store cut-off wheels in their original packaging lying on a flat surface, e.g. on a shelf or vertically in racks.
- Avoid bending the tools.
- Ensure that the cut-off wheels are stored in dry, frost-free rooms with consistent temperatures.
- Use supplies in the order of their arrival.

### Advice on the storage of conical wheels (CT):

Conical cut-off wheels must be stacked with intermediate paper layers, so that the tapered area is supported and bending of the cut-off wheels is avoided.

PFERD TOOLS supplies conical cut-off wheels with intermediate paper layers included.

# Cut-off wheels for stationary applications
## Transport and storage



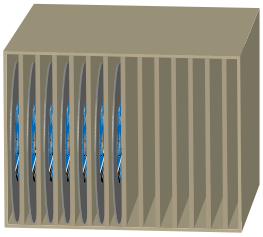

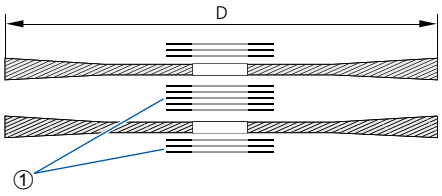


① Intermediate paper layers

### Recommendation

Room temperature: 18-22°C

Relative humidity: 45-65%

No direct sunlight

## Product lines and colour coding




### Universal Line PSF ★★☆☆

The introductory range Universal Line PSF includes **robust tools** for processing the **most common materials**. Universal Line PSF tools achieve **good results** with **high economic efficiency**.




### Performance Line SG ★★★☆

The broad Performance Line SG range offers **a high-performance tool solution for every application and every material**. Performance Line SG tools achieve **optimum results** with **maximum economic efficiency.**




### Special Line SGP ★★★★

Special Line SGP tools are specially developed for **specific tasks** and offer the user **key advantages over conventional products**. Furthermore, the Special Line SGP includes tools that offer **ultimate economic efficiency** thanks to their particularly high performance during use.

# Cut-off wheels for stationary applications
The quick way to find the perfect tool

## Product labels

**① oSa – Organization for the Safety of Abrasives**
As a founder member of oSa, PFERD TOOLS has voluntarily undertaken to produce quality tools conforming to the most exacting safety standards. Member companies of oSa are committed to continuous product safety and quality monitoring.

**② Safety information**
Handling grinding tools is dangerous. Observe all safety rules and regulations.

**③ Advice on tool drive**
The pictogram shows on which drive the tool can be used.

**④ Material information**
The bottom section of every label indicates the material or materials for which the tool is suitable.

**⑤ Information bar**
Here you will find the product line and the dimensions.

**⑥ EAN (European Article Number)**

**⑦ Hardness grade**
The hardness denotes the strength with which the abrasive grit is held by the bond within the grinding tool. The hardness is indicated with a letter:
K, H = very soft / L, N = soft /
O, P, Q = medium-hard / R, S = hard / T = very hard



# Cut-off wheels for stationary applications

The quick way to find the perfect tool

PFERD TOOLS

## Product group selection

| Tool drive | Application | Product line | Steel (STEEL) | | Stainless steel (INOX) | Cast material (CAST) | Stone (STONE) |
|---|---|---|---|---|---|---|---|
| **CHOPSAW dia. 300–400 mm 12–16" dia. < 3 KW** 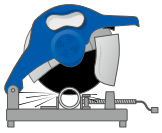 | Cutting of solid material, profiles and pipes | **Universal Line PSF** ★★☆☆ | PSF CHOP STEEL Hardness K + L | PSF CHOP STEELOX Hardness K | PSF CHOP STEELOX Hardness K | | |
| | | **Performance Line SG** ★★★☆ | SG CHOP STEEL Hardness K + R | SG CHOP STEELOX Hardness K + N | SG CHOP STEELOX Hardness K + N | | |
| **CHOPSAW HD dia. 300–400 mm 12–16" dia.** 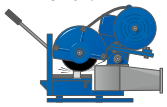 | Cutting of solid material, profiles and pipes | **Universal Line PSF** ★★☆☆ | PSF CHOP HD STEEL Hardness K | | | | |
| | | **Performance Line SG** ★★★☆ | SG CHOP HD STEEL Hardness L + O | SG CHOP HD STEELOX Hardness L | SG CHOP HD STEELOX Hardness L | SG CHOP HD CAST + STONE Hardness L + O | SG CHOP HD CAST + STONE Hardness L + O |
| **LABOR dia. 150–400 mm 6–16" dia.** 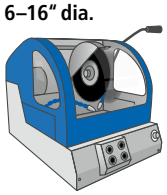 | Producing precision cuts, cutting of laboratory samples | **Performance Line SG** ★★★☆ | SG LAB STEEL Hardness H | SG LAB HD STEELOX Hardness H, R + T | SG LAB HD STEELOX Hardness H,R + T | | |
| **RAIL dia. 300–400 mm 12–16" dia.** 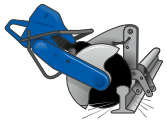 | Cutting of rails | **Universal Line PSF** ★★☆☆ | PSF RAIL STEEL Hardness Q | | | | |
| | | **Performance Line SG** ★★★☆ | SG RAIL STEEL Hardness Q + R | | | | |
| **HEAVY DUTY dia. 250–600 mm 10–26" dia.** 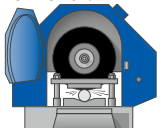 | Cutting of solid material, profiles and pipes | **Special Line SGP** ★★★★ | SGP HD STEEL Hardness L, N, Q + S | ZIRKON SGP HD CAST + STEEL Hardness P, R + T | | ZIRKON SGP HD CAST + STEEL Hardness P, R + T | |
| **Products made to order up to dia. 2,000 mm 10–80" dia.** 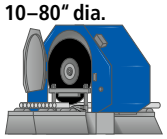 | On request, we can produce stationary cut-off wheels in premium PFERD TOOLS quality up to a diameter of 2,000 mm, tailor-made to meet the requirements of your special application. Please contact us for further information. Our experienced technical advisers will be pleased to assist you. | | | | | | |

 With middle fabric for aggressive cutting with minimized burr formation

 With two outer fabrics for high lateral stability

7

# Cut-off wheels for stationary applications
Custom-made products

PFERD TOOLS

## Dimensions and designs to meet customer requirements

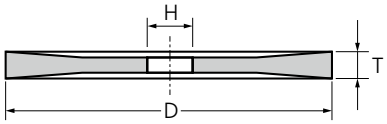


### CT – Conical type

Particularly suitable for use in the steel industry.

**Advantages:**
- Less lateral friction.
- Particularly advantageous for deep cuts and traverse cutting.

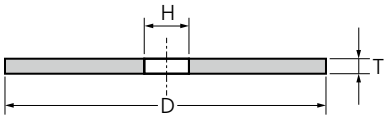


### T – Flat type

Suitable for use in steel and plant construction, in the steel industry and in foundries.

**Advantages:**
- Suitable for universal use.

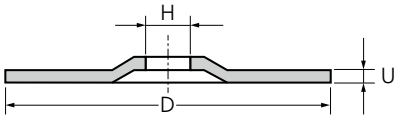


### PT – Depressed-centre type

Particularly suitable for use in foundries.

**Advantages:**
- Clamping flange does not protrude beyond the cut-off wheel.
- Flush cutting of risers from castings is possible.
- In general, no post-processing required.

| Outer dia. D [mm] | Centre hole diameter H [mm] |
|---|---|
| 2,000 | 80/100/127/152.4/200/ 203.3/230/280 |
| 1,840 | 80/100/127/152.4/200/ 203.3/230/280 |
| 1,600 | 80/100/127/152.4/200/ 203.3/230/280 |
| 1,500 | 80/100/127/152.4/200/ 203.3/230/280 |
| 1,380 | 80/100/127/152.4/200/ 203.3/230/280 |
| 1,250 | 80/100/127/152.4/200/ 203.3/230/250/280 |
| 1,000 | 80/100/127/152.4/200/ 203.3/230 |
| 800 | 80/100/127/152.4/200/ 203.3/230 |

| Outer dia. D [mm] | Centre hole diameter H [mm] |
|---|---|
| 800 | 80/100/127/152.4/200/ 203.3/230 |
| 700 | 80/100/127/152.4/200/ 203.3/230 |
| 660 | 25.4/40/60/76.2/80/100 |
| 600 | 25.4/40/60/76.2/80/100 |
| 500 | 25.4/40/60/76.2/80/100 |
| 450 | 25.4/32/40/60/80 |
| 400 | 25.4/32/40/60/80 |
| 350 | 25.4/32/40 |
| 300 | 25.4/32/40 |
| 250 | 25.4/30/32 |

| Outer dia. D [mm] | Centre hole diameter H [mm] |
|---|---|
| 800 | 80/100 |
| 700 | 80/100 |
| 600 | 60/76.2/80/100 |
| 500 | 40/60/76.2/80/100 |
| 400 | 40/60/80 |

Other designs and centre hole diameters are available on request. Please contact us for further information.

# Cut-off wheels for stationary applications
Custom-made products

## METALCORE cut-off wheel




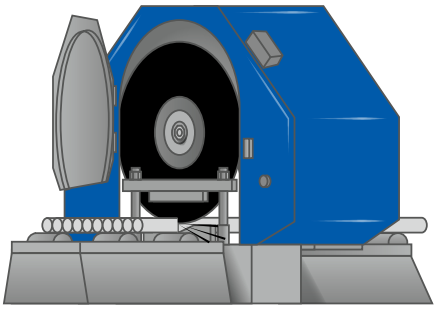



### METALCORE type

The steel-core cut-off wheel developed by PFERD TOOLS is characterized, as compared to the conventional type, by its solid steel body constructed in layers which does not contain any abrasive.

**The tool structure has the following advantages:**

- Reduced cutting costs due to the use of smaller clamping flanges.
- Longer tool life.
- Reduced cut-off wheel width for chop stroke cut due to increased lateral stability.
- No cost for the disposal of the old wheel.

### Conventional type

For stationary cut-off grinding, resinoid-bonded, fibre-reinforced cut-off wheels are used, which are essentially composed of four components: abrasive, bond, fabric layers/ flange fabric and active grinding fillers.

### Structure of cut-off wheels

① Steel core
② Flange fabric
③ Fabric layers
④ Bonded abrasives

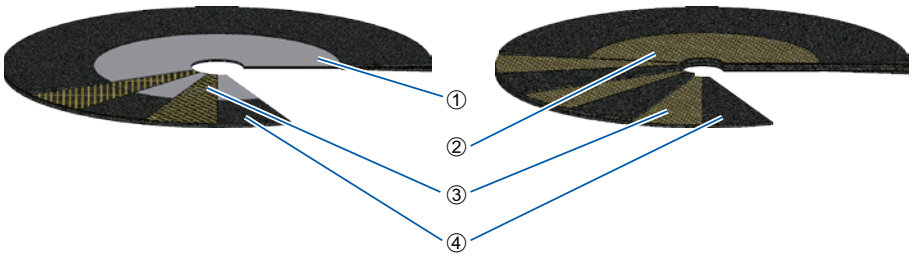


7

# CHOPSAW cut-off wheels dia. 300–400 mm

Universal Line PSF ★★☆☆




## PSF CHOP STEEL ★★☆☆

Tool which cuts very easily, with a middle fabric for steel. For aggressive cutting with minimal burr formation. Suitable for cutting solid material, profiles and pipes. Suitable tool drives: CHOPSAW up to 3 kW.

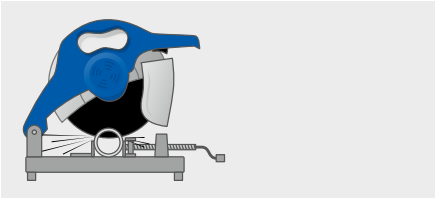

- Fast work progress thanks to good cutting performance.
- Cutting with minimal burr formation due to less lateral friction.

**Special features:**

- High economic efficiency due to long tool life.

| Maximum operating speed [m/s] | D [mm] | T [mm] | H [mm] | Hardness grade | Max. RPM | Abrasive | | Item no. | Designation |
|---|---|---|---|---|---|---|---|---|---|
| **Flat design T (type 41)** | | | | | | | | | |
| 80 | 300 | 2.8 | 25.4 | K (very soft) | 5,100 | A | 20 | 66323074 | 80 T 300-2,8 K PSF CHOP STEEL/25,4 |
| | 350 | 2.8 | 25.4 | K (very soft) | 4,400 | A | 10 | 66323574 | 80 T 350-2.8 K PSF CHOP STEEL/25.4 |
| | 400 | 3.8 | 25.4 | K (very soft) | 3,800 | A | 10 | 66324095 | 80 T 400-3,8 K PSF CHOP STEEL/25,4 |




## PSF CHOP STEELOX ★★☆☆

Tool which cuts very easily, with a middle fabric for steel and stainless steel (INOX). For aggressive cutting with minimal burr formation. Suitable for cutting solid material, profiles and pipes. Suitable tool drives: CHOPSAW up to 3 kW.

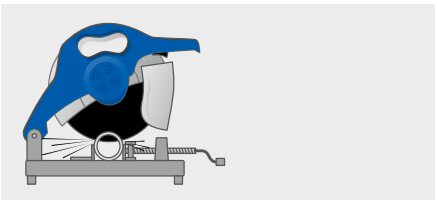

- Fast work progress thanks to high cutting performance.
- Cutting with minimal burr formation due to less lateral friction.

**Special features:**

- High economic efficiency due to long tool life.

| Maximum operating speed [m/s] | D [mm] | T [mm] | H [mm] | Hardness grade | Max. RPM | Abrasive | | Item no. | Designation |
|---|---|---|---|---|---|---|---|---|---|
| **Flat design T (type 41)** | | | | | | | | | |
| 80 | 300 | 2.8 | 25.4 | K (very soft) | 5,100 | A | 20 | 66323075 | 80 T 300-2.8 K PSF CHOP STEELOX/25.4 |
| | 350 | 2.8 | 25.4 | K (very soft) | 4,400 | A | 10 | 66323575 | 80 T 350-2.8 K PSF CHOP STEELOX/25.4 |
| | 400 | 3.8 | 25.4 | K (very soft) | 3,800 | A | 10 | 66324096 | 80 T 400-3,8 K PSF CHOP STEELOX/25,4 |

# CHOPSAW cut-off wheels dia. 300–400 mm
Performance Line SG ★★★☆

PFERD TOOLS




## SG CHOP STEEL ★★★☆

Tool which cuts very easily, with a middle fabric for steel. For aggressive cutting with minimal burr formation. Suitable for cutting solid material, profiles and pipes. Suitable tool drives: CHOPSAW up to 3 kW.

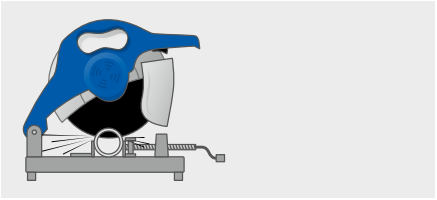

- The fastest work progress thanks to very high cutting performance.
- Cutting with minimal burr formation due to less lateral friction.

**Special features:**
- Maximum economic efficiency due to very long tool life.

| Maximum operating speed [m/s] | D [mm] | T [mm] | H [mm] | Hardness grade | Max. RPM | Abrasive | | Item no. | Designation |
|---|---|---|---|---|---|---|---|---|---|
| **Flat design T (type 41)** | | | | | | | | | |
| 80 | 300 | 2.8 | 25.4 | K (very soft) | 5,100 | A | 20 | 66323070 | 80 T 300-2,8 K SG CHOP STEEL/25,4 |
| | | | 32 | K (very soft) | 5,100 | A | 20 | 66323071 | 80 T 300-2,8 K SG CHOP STEEL/32,0 |
| | 350 | 2.8 | 25.4 | K (very soft) | 4,400 | A | 10 | 66323570 | 80 T 350-2,8 K SG CHOP STEEL/25,4 |
| | | | 32 | K (very soft) | 4,400 | A | 10 | 66323571 | 80 T 350-2,8 K SG CHOP STEEL/32,0 |
| | 400 | 3.8 | 25.4 | K (very soft) | 3,800 | A | 10 | 66324093 | 80 T 400-3,8 K SG CHOP STEEL/25,4 |
| | | | 32 | K (very soft) | 3,800 | A | 10 | 66324094 | 80 T 400-3,8 K SG CHOP STEEL/32,0 |




## SG CHOP STEELOX ★★★☆

Tool which cuts very easily, with a middle fabric for steel and stainless steel (INOX). For aggressive cutting with minimal burr formation. Suitable for cutting solid material, profiles and pipes. Suitable tool drives: CHOPSAW up to 3 kW.

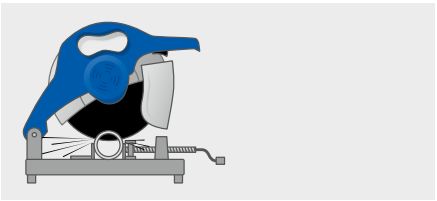

- The fastest work progress thanks to very high cutting performance.
- Cutting with minimal burr formation due to less lateral friction.

**Special features:**
- Maximum economic efficiency due to very long tool life.

| Maximum operating speed [m/s] | D [mm] | T [mm] | H [mm] | Hardness grade | Max. RPM | Abrasive | | Item no. | Designation |
|---|---|---|---|---|---|---|---|---|---|
| **Flat design T (type 41)** | | | | | | | | | |
| 80 | 300 | 2.8 | 25.4 | K (very soft) | 5,100 | A | 20 | 66323052 | 80 T 300-2,8 K SG CHOP STEELOX/25,4 |
| | 350 | 2.8 | 25.4 | K (very soft) | 4,400 | A | 10 | 66323572 | 80 T 350-2,8 K SG CHOP STEELOX/25,4 |
| | 400 | 2.8 | 25.4 | K (very soft) | 3,800 | A | 10 | 66324091 | 80 T 400-2,8 K SG CHOP STEELOX/25,4 |

# CHOPSAW HD cut-off wheels dia. 300–400 mm

Performance Line SG ★★★☆




## SG CHOP HD STEEL ★★★☆

Tool with two outer fabrics for steel. For cutting work that requires high stability. Suitable for cutting solid material, profiles and pipes. Suitable tool drives: CHOPSAW HD.

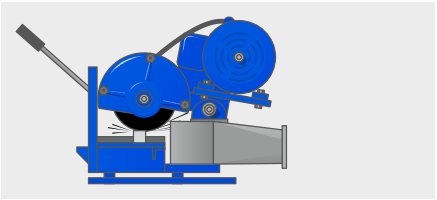

- Maximum economic efficiency due to very long tool life.
- For demanding cutting work.

**Special features:**

- High lateral stability thanks to reinforcing outer fabric.

| Maximum operating speed [m/s] | D [mm] | T [mm] | H [mm] | Hardness grade | Max. RPM | Abrasive | | Item no. | Designation |
|---|---|---|---|---|---|---|---|---|---|
| **Flat design T (type 41)** | | | | | | | | | |
| 80 | 300 | 3 | 25.4 | L (soft) | 5,100 | A | 20 | 66323080 | 80 T 300-3,0 L SG CHOP HD STEEL/25,4 |
| | | | 32 | L (soft) | 5,100 | A | 20 | 66323081 | 80 T 300-3,0 L SG CHOP HD STEEL/32,0 |
| | | 3.4 | 25.4 | O (medium-hard) | 5,100 | A | 20 | 66323013 | 80 T 300-3,4 O SG CHOP HD STEEL/25,4 |
| | 350 | 3 | 25.4 | L (soft) | 4,400 | A | 10 | 66323580 | 80 T 350-3,0 L SG CHOP HD STEEL/25,4 |
| | | | 32 | L (soft) | 4,400 | A | 10 | 66323581 | 80 T 350-3,0 L SG CHOP HD STEEL/32,0 |
| | | 3.8 | 25.4 | O (medium-hard) | 4,400 | A | 10 | 66323513 | 80 T 350-3,8 O SG CHOP HD STEEL/25,4 |
| | 400 | 4 | 25.4 | L (soft) | 3,800 | A | 10 | 66324080 | 80 T 400-4,0 L SG CHOP HD STEEL/25,4 |
| | | | 32 | L (soft) | 3,800 | A | 10 | 66324081 | 80 T 400-4,0 L SG CHOP HD STEEL/32,0 |
| 100 | 350 | 4.2 | 25.4 | O (medium-hard) | 5,500 | A | 10 | 66323613 | 100 T 350-4,2 O SG CHOP HD STEEL/25,4 |




## SG CHOP HD STEELOX ★★★☆

Tool which cuts easily, with two outer fabrics for steel and stainless steel (INOX). For cutting work that requires high stability. Suitable for cutting solid material, profiles and pipes. Suitable tool drives: CHOPSAW HD.

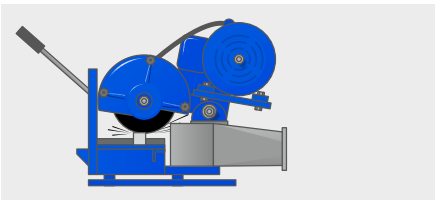

- Maximum economic efficiency due to very long tool life.
- For demanding cutting work.

**Special features:**

- High lateral stability thanks to reinforcing outer fabric.

| Maximum operating speed [m/s] | D [mm] | T [mm] | H [mm] | Hardness grade | Max. RPM | Abrasive | | Item no. | Designation |
|---|---|---|---|---|---|---|---|---|---|
| **Flat design T (type 41)** | | | | | | | | | |
| 80 | 300 | 3 | 25.4 | L (soft) | 5,100 | A | 20 | 66323082 | 80 T 300-3,0 L SG CHOP HD STEELOX/25,4 |
| | 350 | 3 | 25.4 | L (soft) | 4,400 | A | 10 | 66323582 | 80 T 350-3,0 L SG CHOP HD STEELOX/25,4 |
| | 400 | 4 | 25.4 | L (soft) | 3,800 | A | 10 | 66324082 | 80 T 400-4,0 L SG CHOP HD STEELOX/25,4 |

# CHOPSAW HD cut-off wheels dia. 300–400 mm

Performance Line SG ★★★☆




## SG CHOP HD CAST + STONE ★★★☆

Tool which cuts easily, with two outer fabrics for use on cast iron, stone, plastics, aluminium and other non-ferrous metals. Suitable for cutting solid material, profiles and pipes. Suitable tool drives: CHOPSAW HD.

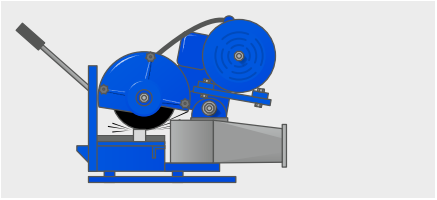

- Maximum economic efficiency due to very long tool life.
- For demanding cutting work.

**Special features:**

- High lateral stability thanks to reinforcing outer fabric.

| Maximum operating speed, max. [m/s] | D [mm] | T [mm] | H [mm] | Hardness grade | Max. RPM | Abrasive | | Item no. | Designation |
|---|---|---|---|---|---|---|---|---|---|
| **Flat design T (type 41)** | | | | | | | | | |
| 80 | 350 | 3.4 | 25.4 | L (soft) | 4,400 | C | 10 | 66623583 | 80 T 350-3,4 L SG CHOP HD CAST+STONE/25,4 |
| | 400 | 4 | 25.4 | L (soft) | 3,800 | C | 10 | 66624083 | 80 T 400-4,0 L SG CHOP HD CAST+STONE/25,4 |

# Laboratory cut-off wheels dia. 150–400 mm
## Performance Line SG ★★★☆




### SG LAB STEEL ★★★☆

Tool which cuts very easily, with a middle fabric for steel and cast iron. Suitable for producing precision cuts, fast cutting of lab samples, solid material, profiles and pipes. Suitable tool drives: Lab cutting machine.

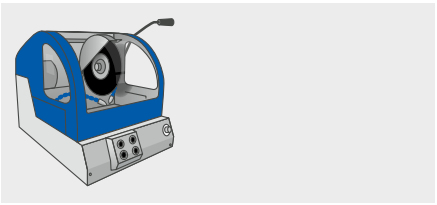

- Safe cutting work thanks to the highest possible cutting quality.
- High stability thanks to reinforcing centre fabric.

**Special features:**
- Special tool for metallographic sampling thanks to aggressive abrasive.

| Maximum operating speed [m/s] | D [mm] | T [mm] | H [mm] | Hardness grade | Max. RPM | Abrasive | | Item no. | Designation |
|---|---|---|---|---|---|---|---|---|---|
| **Flat design T (type 41)** | | | | | | | | | |
| 80 | 250 | 2 | 32 | H (very soft) | 6,100 | A | 20 | 66300060 | 80 T 250-2,0 H SG LAB STEEL/32,0 |
| | 300 | 2 | 32 | H (very soft) | 5,100 | A | 20 | 66300100 | 80 T 300-2,0 H SG LAB STEEL/32,0 |
| | 350 | 2.5 | 32 | H (very soft) | 4,400 | A | 10 | 66300130 | 80 T 350-2,5 H SG LAB STEEL/32,0 |
| | 400 | 3 | 32 | H (very soft) | 3,800 | A | 10 | 66300150 | 80 T 400-3,0 H SG LAB STEEL/32,0 |




### SG LAB HD STEELOX ★★★☆

Tool which cuts very easily, with two outer fabrics for steel and stainless steel (INOX). Suitable for producing precision cuts, fast cutting of lab samples, solid material, profiles and pipes. Suitable tool drives: Lab cutting machine.

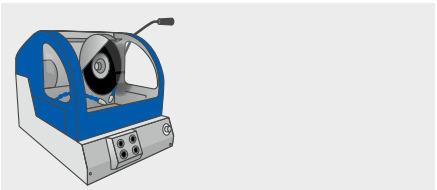

- Safe cutting work thanks to the highest possible cutting quality.
- Very sturdy thanks to reinforcing outer fabric.

**Special features:**
- Special tool for metallographic sampling thanks to aggressive abrasive.

| Maximum operating speed [m/s] | D [mm] | T [mm] | H [mm] | Hardness grade | Max. RPM | Abrasive | | Item no. | Designation |
|---|---|---|---|---|---|---|---|---|---|
| **Flat design T (type 41)** | | | | | | | | | |
| 80 | 150 | 1 | 22.23 | H (very soft) | 10,200 | A | 25 | 66300010 | 80 T 150-1,0 H SG LAB HD STEELOX/22,23 |
| | 230 | 1.5 | 22.23 | H (very soft) | 6,600 | A | 25 | *66300030* | 80 T 230-1,5 H SG LAB HD STEELOX/22,23 |



*Discontinued product*

# Rail cut-off wheels dia. 300–400 mm
## Universal Line PSF ★★☆☆




### PSF RAIL STEEL ★★☆☆

Tool for fast and economic cutting of rails. Suitable tool drives: RAIL cutting machine.

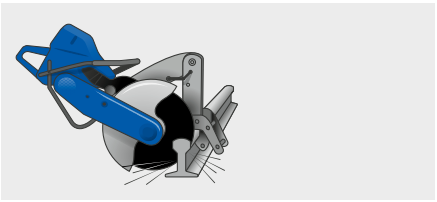

- High economic efficiency due to optimal tool life.

**Special features:**
- Fast working progress thanks to aggressive abrasive.
- Safe cutting work thanks to the highest possible cutting quality.

| Maximum operating speed [m/s] | D [mm] | T [mm] | H [mm] | Hardness grade | Max. RPM | Abrasive | | Item no. | Designation |
|---|---|---|---|---|---|---|---|---|---|
| **Flat design T (type 41)** | | | | | | | | | |
| 100 | 300 | 3.8 | 22.23 | Q (medium-hard) | 6,400 | A | 20 | 73001231 | 100T 300-3.8 Q PSF RAIL STEEL/22.23 |
| | 350 | 4 | 22.23 | Q (medium-hard) | 5,500 | A | 10 | 73001322 | 100 T 350-4,0 Q PSF RAIL STEEL/22,23 |
| | | | 25.4 | Q (medium-hard) | 5,500 | A | 10 | 73001230 | 100T 350-4.0 Q PSF RAIL STEEL/25.4 |
| | 400 | 4 | 25.4 | Q (medium-hard) | 4,800 | A | 10 | 73001310 | 100 T 400-4,0 Q PSF RAIL STEEL/25,4 |

## Performance Line SG ★★★☆




### SG RAIL STEEL ★★★☆

Tool for fast and economic cutting of rails. Suitable tool drives: RAIL cutting machine.

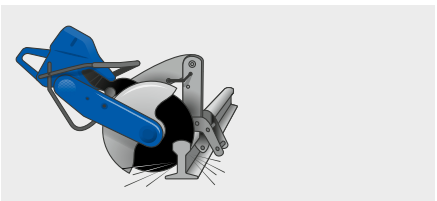

- High economic efficiency due to optimal tool life.

**Special features:**
- The fastest work progress thanks to aggressive abrasive.
- Safe cutting work thanks to the highest possible cutting quality.

| Maximum operating speed [m/s] | D [mm] | T [mm] | H [mm] | Hardness grade | Max. RPM | Abrasive | | Item no. | Designation |
|---|---|---|---|---|---|---|---|---|---|
| **Flat design T (type 41)** | | | | | | | | | |
| 100 | 300 | 3.8 | 22.23 | Q (medium-hard) | 6,400 | A | 20 | *66323162* | 100 T 300-3,8 Q SG RAIL STEEL/22,23 |
| | | | 25.4 | Q (medium-hard) | 6,400 | A | 20 | 66323163 | 100 T 300-3,8 Q SG RAIL STEEL/25,4 |
| | 350 | 3.8 | 22.23 | Q (medium-hard) | 5,500 | A | 10 | 66323662 | 100 T 350-3,8 Q SG RAIL STEEL/22,23 |

*Continued on next page*



*Discontinued product*

# Rail cut-off wheels dia. 300–400 mm

Performance Line SG ★★★☆

PFERD TOOLS

| Maximum operating speed [m/s] | D [mm] | T [mm] | H [mm] | Hardness grade | Max. RPM | Abrasive | | Item no. | Designation |
|---|---|---|---|---|---|---|---|---|---|
| 100 | 350 | 3.8 | 25.4 | Q (medium-hard) | 5,500 | A | 10 | 66323663 | 100 T 350-3,8 Q SG RAIL STEEL/25,4 |
| | | 4 | 22.23 | R (hard) | 5,500 | Z/CO | 10 | 66323664 | 100 T 350-4,0 R SG RAIL STEEL/22,23 |
| | | | 25.4 | R (hard) | 5,500 | Z/CO | 10 | 66323665 | 100 T 350-4,0 R SG RAIL STEEL/25,4 |
| | 400 | 4.2 | 25.4 | Q (medium-hard) | 4,800 | A | 10 | 66324163 | 100 T 400-4,2 Q SG RAIL STEEL/25,4 |

# HEAVY DUTY cut-off wheels dia. 250–600 mm

## Special Line SGP ★★★★




### SGP HD STEEL ★★★★

Tool for the most demanding cutting work on steel. Particularly well suited to use in finishing work and to cutting solid material, profiles, pipes and large cross-sections. Suitable tool drives: HEAVY DUTY cutting machine.

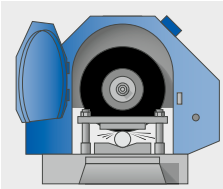

**Special features:**

- Ultimate economic efficiency due to optimum tool life.
- Fast work progress thanks to excellent cutting characteristics.

| Maximum operating speed [m/s] | D [mm] | T [mm] | H [mm] | Hardness grade | Max. RPM | Abrasive | | Item no. | Designation |
|---|---|---|---|---|---|---|---|---|---|
| **Flat design T (type 41)** | | | | | | | | | |
| 80 | 300 | 3.4 | 25.4 | Q (medium-hard) | 5,100 | A | 20 | 66323025 | 80 T 300-3,4 Q SGP HD STEEL/25,4 |
| | 350 | 3.8 | 25.4 | Q (medium-hard) | 4,400 | A | 10 | 66323525 | 80 T 350-3,8 Q SGP HD STEEL/25,4 |
| | 400 | 4.2 | 40 | Q (medium-hard) | 3,800 | A | 10 | 66324040 | 80 T 400-4,2 Q SGP HD STEEL/40,0 |
| | 500 | 5.5 | 40 | Q (medium-hard) | 3,100 | A | 5 | 66325040 | 80 T 500-5,5 Q SGP HD STEEL/40,0 |
| 100 | 250 | 1.8 | 30 | Q (medium-hard) | 7,600 | A | 20 | 66322130 | 100 T 250-1,8 Q SGP HD STEEL/30,0 |
| | | | 32 | Q (medium-hard) | 7,600 | A | 20 | 66322132 | 100 T 250-1,8 Q SGP HD STEEL/32,0 |
| | 300 | 3 | 40 | N (soft) | 6,400 | A | 20 | 66323195 | 100 T 300-3,0 N SGP HD STEEL/40,0 |
| | | 3.6 | 40 | Q (medium-hard) | 6,400 | A | 20 | 66323140 | 100 T 300-3,6 Q SGP HD STEEL/40,0 |
| | 350 | 3.8 | 40 | N (soft) | 5,500 | A | 10 | 66323695 | 100 T 350-3,8 N SGP HD STEEL/40,0 |
| | | 4 | 25.4 | Q (medium-hard) | 5,500 | A | 10 | 66323625 | 100 T 350-4,0 Q SGP HD STEEL/25,4 |
| | 400 | 4.3 | 40 | N (soft) | 4,800 | A | 10 | 66324195 | 100 T 400-4,3 N SGP HD STEEL/40,0 |
| | | 4.6 | 40 | S (hard) | 4,800 | A | 10 | 66324140 | 100 T 400-4,6 S SGP HD STEEL/40,0 |
| | | 4.8 | 40 | Q (medium-hard) | 4,800 | A | 10 | 66324205 | 100 T 400-4,8 Q SGP HD STEEL/40,0 |
| | 500 | 5.8 | 40 | N (soft) | 3,800 | A | 5 | 66325205 | 100 T 500-5,8 N SGP HD STEEL/40,0 |
| | | | | Q (medium-hard) | 3,800 | A | 5 | 66325140 | 100 T 500-5,8 Q SGP HD STEEL/40,0 |
| | | | | S (hard) | 3,800 | A | 5 | 66325225 | 100 T 500-5,8 S SGP HD STEEL/40,0 |
| | | 6.3 | 40 | L (soft) | 3,800 | A | 5 | 66325050 | 100 T 500-6,3 L SGP HD STEEL/40,0 |
| | 600 | 7.6 | 60 | N (soft) | 3,200 | A | 5 | 66397706 | 100 T 600-7,6 N SGP HD STEEL/60,0 |
| | | | | S (hard) | 3,200 | A | 5 | 66397707 | 100 T 600-7,6 S SGP HD STEEL/60,0 |

# HEAVY DUTY cut-off wheels dia. 250–600 mm

## Special Line SGP ★★★★




### ZIRKON SGP HD CAST + STEEL ★★★★

For the most demanding cutting work on cast iron and steel. Suitable for cutting risers, sprues, solid material, profiles, pipes and large cross-sections. Developed for use in foundries. Suitable tool drives: HEAVY DUTY cutting machine.

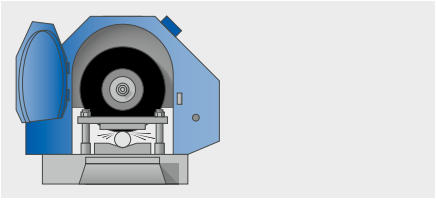

- Fast work progress thanks to excellent cutting characteristics.
- Products made to order available on request.

**Special features:**

- Ultimate economic efficiency due to optimum tool life.

| Maximum operating speed [m/s] | D [mm] | T [mm] | H [mm] | Hardness grade | Max. RPM | Abrasive | | Item no. | Designation |
|---|---|---|---|---|---|---|---|---|---|
| **Flat design T (type 41)** | | | | | | | | | |
| 100 | 400 | 4.8 | 40 | T (very hard) | 4,800 | Z/A | 10 | 66323235 | 100 T 400-4,8 ZIRKON T SGP HD CAST+STEEL/40,0 |
| | 500 | 5.6 | 40 | T (very hard) | 3,800 | Z/A | 5 | 66325065 | 100 T 500-5,6 ZIRKON T SGP HD CAST+STEEL/40,0 |
| | 600 | 7.8 | 60 | P (medium-hard) | 3,200 | Z/A | 5 | 66397708 | 100 T 600-7,8 ZIRKON P SGP HD CAST+STEEL/60,0 |
| | | 8 | 60 | R (hard) | 3,200 | Z/A | 5 | 66397196 | 100 T 600-8,0 ZIRKON R SGP HD CAST+STEEL/60,0 |

# Reducing rings for stationary cut-off wheels

Reducing rings for stationary cut-off wheels



## Reducing rings for stationary cut-off wheels

Reducing rings enable secure adjustment of the standard centre hole to a reduced centre hole dimension.

**Special features:**

- Flexible adjustment to the prerequisites of the drive system.
- With stop collar, to prevent the ring from pushing through the centre hole of the cut-off wheel.

| External diameter [mm] | Inner diameter [mm] | Width [mm] | | Item no. | Designation |
|---|---|---|---|---|---|
| 25.4 | 20 | 3 | 5 | 69900173 | RDR 25,4-20-3,0 |
| | 22.23 | 3 | 5 | 69900174 | RDR 25,4-22,2-3,0 |
| 40 | 25.4 | 3 | 5 | 69900172 | RDR 40-25,4-3,0 |
| | | 4.5 | 5 | 69900009 | RDR 40-25,4-4,5 |
| | 30 | 3 | 5 | 69900171 | RDR 40-30-3,0 |
| | | 4.5 | 5 | 69900007 | RDR 40-30-4,5 |
| | 32 | 3 | 5 | 69900170 | RDR 40-32-3,0 |
| | | 4.5 | 5 | 69900006 | RDR 40-32-4,5 |
| 60 | 40 | 6.5 | 5 | 69900175 | RDR 60-40-6,5 |

PFERD TOOLS




# Industrial power brushes

# Industrial power brushes
Table of contents

PFERD TOOLS

## Industrial power brushes


- Highlights from the PFERD TOOLS range 608
- Filament materials and their application 609
- The quick way to find the perfect tool 611
- Safety notes 614
- Cutting speeds 615
- Well packaged and presented 616




## Threaded cup brushes


- crimped 617
- knotted 620




## Threaded bevel brushes


- crimped 624
- knotted 625




## Wheel brushes


- crimped 628
- knotted 630
- Pipeline 633
- knotted, stationary 635
- crimped, with hole 636




## Polyamide abrasive brushes


- with hole 641
- shank-mounted 642




## Composite brushes


- Wheel brushes, crimped 643
- Composite disc brushes, crimped 645
- Shank-mounted end brushes, crimped 647




## Shank-mounted end brushes


- crimped 648
- knotted 652




## Shank-mounted cup brushes


- crimped 655
- knotted 656




## Shank-mounted bevel brushes


- crimped 657




## Shank-mounted wheel brushes


- crimped 659
- knotted 661




## Brush sets


- Brush sets 663




## Wheel brushes for burnishing machines


- crimped 664




## INOX-TOTAL


- Wheel brushes 665
- Shank-mounted end brushes 666
- Shank-mounted wheel brushes 667
- Shank-mounted bevel brushes 668
- Shank-mounted cup brushes 668




## Miniature brushes


- End brushes, crimped 670
- Cup brushes, crimped 671
- Wheel brushes, crimped 672




## Tube brushes


- Tube brushes 674




## Universal brushes


- Shank-mounted universal cup brushes, crimped 679
- Shank-mounted universal wheel brushes, crimped 680


8

# Industrial power brushes
Table of contents



## Accessories


- Arbor 681
- Adapter 682
- Accessories for tube brushes 684




## Scratch brushes


- Scratch brushes 685

# Industrial power brushes
## Highlights from the PFERD TOOLS range

### Composite brushes for stationary applications

PFERD TOOLS offers a comprehensive range of high-quality industrial power brushes, specially designed for stationary applications on robots and CNC machines.

Composite brushes from PFERD TOOLS are specially designed for the demands of automated workpiece machining. Compared to conventional metal constructions, they feature an extremely high filament density and a very even distribution of the filament material. This guarantees a long tool life and extremely smooth running.

All of the industrial power brushes made by PFERD TOOLS can also be used on robots.

Industrial power brushes in stationary applications are most commonly used for deburring and rounding edges, processing holes and female threads, work on surfaces and cleaning.

Scan the QR code to find out more about composite brushes for stationary applications.

**Advantages:**
- Long tool life and aggressive brushing effect due to a very high filament density.
- High flexibility due to their ability to adapt to contours. Robots that are used with industrial power brushes are easier to program and can often be used without compliance.
- Very reliable process with extremely smooth operation due to even distribution of the filament material.



### INOX-TOTAL

In addition to brushes with a stainless steel filament, PFERD TOOLS also offers brushes for work on stainless steel (INOX) with the INOX-TOTAL type. They are particularly well-suited to use in extremely critical environments.

**Structure of a wheel brush with arbor hole INOX-TOTAL:**
① Side plates made of stainless steel (INOX)
② Centre disc made of stainless steel (INOX)
③ Filament made of stainless steel (INOX)

Scan the QR code to find out more about INOX-TOTAL brushes.




The brushes with plastic filament and plastic side plates are a further highlight in PFERD TOOLS' INOX-TOTAL range. The plastic side plate prevents damage and contamination in the event of workpiece contact.

**Advantages:**
- Maximum protection against corrosion as all components are produced from stainless steel (INOX) in quality 1.4310/1.4301 (V2A).

### Brushes with cord wire filament

Aggressive yet flexible – industrial power brushes with cord wire offer the perfect combination of aggressive brushing effect and flexibility. With this special wire construction, multiple wavy wire filaments are stranded together. As a result, they work effectively and aggressively like a knotted brush and, at the same time, flexibly like a wavy brush.

Scan the QR code to find out more about brushes with cord wire.

**Advantages:**
- More aggressive brushing effect compared to conventional crimped brushes due to the special wire construction which provides the wires with additional stability.
- Perfect for complex geometries and hard-to-reach areas as the many small wires make the cord wire highly flexible.
- Ideally suited to demanding tasks due to the durability and resilience of the individual wires.



# Industrial power brushes
## Highlights from the PFERD TOOLS range

### More expert information online

Scan the QR code to find out a wide range of tool and application knowledge relating to PFERD TOOLS' high-quality tools and their huge variety of materials.

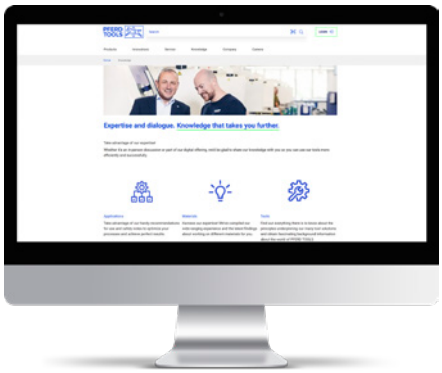

## Filament materials and their application

### Selecting the filament material

| Filament material | Material to be working on | | | | | | |
|---|---|---|---|---|---|---|---|
| | Steel | Stainless steel (INOX) | Non-ferrous metals | | | Cast iron | Plastics |
| | | | Aluminium | Soft non-ferrous metals Brass, copper, zin | Hard non-ferrous metals Titanium, bronze, nickel-based and cobalt-based alloys | | |
| Steel wire (ST) | ● | - | - | - | - | ● | ○ |
| Steel cord wire (LIT ST, LIT STM) | ● | - | - | - | - | ● | ○ |
| Stainless steel wire (INOX) | ○ | ● | ● | ○ | ○ | - | - |
| Stainless steel cord wire (LIT INOX) | ○ | ● | ● | ○ | ○ | - | - |
| Stainless steel wire (INOX) Diamond (DIA) | ○ | - | - | - | ● | ● | ● |
| Brass wire (MES) | - | - | - | ● | - | - | - |
| Silicon carbide (SiC) | ● | ● | ● | - | ○ | ● | ● |
| Aluminium oxide (AO) | ○ | ○ | ● | - | - | ○ | ○ |
| Ceramic oxide grain (CO) | ● | ● | ○ | - | ● | ● | - |
| Diamond (DIA) | ○ | - | - | - | ● | ● | ● |
| Nylon | - | - | ○ | ○ | - | - | ● |
| Bristle and goat hair (with polishing paste) | ● | ● | ● | ● | ● | ● | ● |

● = highly suitable ○ = suitable - = not suitable

# Industrial power brushes
## Filament materials and their application

PFERD TOOLS

**Wire filament**
- **Crimped brushes (wavy wire):** for work with particular requirements on the flexibility of the brushes, such as machining of highly contoured workpieces.
- **Brushes with cord wire (wavy, stranded wire):** For demanding tasks requiring an aggressive yet flexible approach, e.g. for complex geometries and hard-to-reach areas.
- **Knotted brushes (straight wire):** for work that requires aggressive brushing behaviour, such as work on weld seams.



**Steel wire (ST, LIT ST)**
**Advantages/properties:**
- PFERD TOOLS special wire with high tensile strength and bending fatigue strength.
- Guarantees a long tool life, even for extreme brushing applications.
- Temperature resistance: up to 300°C



**Stainless steel wire (INOX, LIT INOX)**
**Advantages/properties:**
- Wire quality 1.4310/1.4301 (V2A): stainless; does not leave corroding residues on the workpiece.
- Used with low rotational speeds, compared to steel wire.
- PFERD TOOLS brushes with INOX filament are usually degreased.
- Temperature resistance: up to 450°C



**Stainless steel wire (INOX) diamond (DIA)**
**Advantages/properties:**
- Particularly well suited to applications that place particular demands on the aggressiveness of the brush.
- Primarily used on materials with high material strength.
- Temperature resistance: up to 450°C



**Brass wire (MES)**
**Advantages/properties:**
- Wire quality CuZn37: brass wire is softer than steel wire.
- It is non-sparking and produces fine surface finishes.
- Temperature resistance: up to 180°C

**Plastic filament**
- Abrasive grains are embedded in flexible plastic filaments, which means that the filament works on the sides as well as at the tip.
- **Round filament:** for applications that place particular demands on the flexibility of the brush.
- **Rectangular filament (REC):** for applications that place particular demands on the aggressiveness of the brush.
- Recommendation for use: Use coolant for applications where large amounts of heat are produced.



**Silicon carbide (SiC)**
**Advantages/properties:**
- Particularly well suited to deburring work and for improving surfaces.
- Temperature resistance up to 220°C



**Aluminium oxide (AO)**
**Advantages/properties:**
- Less sharp-edged and aggressive compared with SiC.
- Primarily suitable for polishing and smoothing finishes on soft metals.
- Temperature resistance up to 220°C



**Ceramic oxide grain (CO)**
**Advantages/properties:**
- Offers good toughness and excellent sharpness.
- For high stock removal and aggressive brushing.
- Temperature resistance up to 220°C



**Diamond (DIA)**
**Advantages/properties:**
- Particularly well suited to applications that place particular demands on the aggressiveness of the brush.
- Primarily used on materials with high material strength.
- Temperature resistance up to 220°C



**Nylon**
**Advantages/properties:**
- Particularly suited to working with materials that would otherwise be scratched or damaged, e.g. soft plastics.
- Temperature resistance up to 220°C

**Natural bristles**
- Primarily suitable for light cleaning and dust removal, as well as for polishing (in combination with polishing pastes).



**White (SBW) and black (SBS) bristles**
**Advantages/properties:**
- Bristles are harder and less flexible than brushes with goat hair filament.
- Temperature resistance: up to 150°C



**Goat hair (ZHW)**
**Advantages/properties:**
- Goat hair is more flexible and softer than bristle.
- Temperature resistance: up to 150°C

# Industrial power brushes
## The quick way to find the perfect tool

① **Select the filament material.** The material that you are working with is key to determining the optimum filament material.
② **Select the filament type.** The brushing effect you want determines which filament type to choose.
③ **Select the tool.** The application and geometry of the workpiece indicate the optimum brush.

# Industrial power brushes
## The quick way to find the perfect tool

PFERD TOOLS

| Materials that can be worked | Steel, cast iron, plastics | | | Stainless steel (INOX), aluminium, other non-ferrous metals | |
|---|---|---|---|---|---|
| Filament material | Steel wire (ST, LIT ST, LIT STM) Colour code: grey | | | Stainless steel wire (INOX, LIT INOX) Colour code: blue | |
| Filament type |  knotted |  crimped |  encapsulated |  knotted |  crimped |
| Desired effect | Aggressive brushing effect, less flexible | Light brushing effect, flexible | Very aggressive brushing effect, not flexible | Aggressive brushing effect, less flexible | Light brushing effect, flexible |
| Weld seam  |  RBG  RBG PIPE |  HBU  HBK |  RBV |  RBG  RBG PIPE |  HBU  HBK |
| Structuring surfaces  |  RBU  RBU SC  WBU | | |  RBU  WBU | |
| Edge deburring  |  KBG  RBG  RBG  KBU  RBU  RBU  RBU |  RBV |  KBG  RBG  RBG |  KBU  RBU  RBU  RBU |
| Surface deburring  |  TBG |  TBU  TBU | |  TBG |  TBU  TBU |
| Interior deburring  |  PBG |  PBU  PBU  TBU  IBU |  PBV |  PBG |  PBU  PBU  TBU  IBU |
| Surface cleaning  |  TBG  KBG  RBG  RBG |  TBU  KBU  RBU  RBU  HBU | |  TBG  KBG  RBG  RBG |  TBU  KBU  RBU  RBU  HBU |
| Interior cleaning  |  PBG |  PBU  PBU  TBU |  PBV |  PBG |  PBU  PBU  TBU  IBU |

8

# Industrial power brushes
## The quick way to find the perfect tool

PFERD TOOLS

| Materials that can be worked | Brass, copper, other non-ferrous metals | Steel, stainless steel (INOX), aluminium, non-ferrous metals, titanium, cast, plastics, wood | Steel, stainless steel (INOX), non-ferrous metals, cast iron |
|---|---|---|---|
| Filament material | Brass wire (MES)<br>Colour code: yellow | Plastic filament (SiC, CO, nylon)<br>Colour code: red | Natural materials<br>Colour code: brown |
| Filament type | <br>crimped | <br>crimped | <br>crimped |
| Desired effect | Light brushing effect, flexible | Grinding brushing effect, very flexible | Light brushing effect (use with polishing pastes) |
| Weld seam<br> | <br>HBU | <br>RAB | |
| Structuring surfaces<br> | | <br>RBU<br><br>RBUP<br><br>RAB<br><br>WBU | |
| Edge deburring<br> | <br>RBU<br><br>RBU | <br>RBU<br><br>RBU<br><br>RAB<br><br>RBU<br><br>RBU<br><br>RAB | |
| Surface deburring<br> | | <br>TBU<br><br>DBU<br><br>TBU | |
| Interior deburring<br> | <br>PBU<br><br>PBU<br><br>TBU<br><br>IBU | <br>PBU<br><br>PBU<br><br>TBU<br><br>IBU | |
| Surface cleaning<br>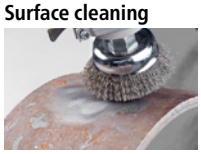 | <br>RBU<br><br>HBU | <br>TBU<br><br>RBU<br><br>RBUP<br><br>RAB<br><br>TBU<br><br>RBU<br><br>RAB<br><br>DBU | |
| Interior cleaning<br> | <br>PBU<br><br>IBU | <br>PBU<br><br>PBU<br><br>TBU<br><br>IBU | <br>PBU<br><br>TBU |
| Polishing<br> | | | <br>RBU<br><br>PBU<br><br>TBU |

8

# Industrial power brushes
## Safety notes

### Safety notes:

As one of the leading manufacturers of brush tools, PFERD TOOLS fulfils the requirements of European standard EN 1083. Guidelines on the safe and economic use of PFERD TOOLS brushes are supplied with every packaging unit. They help you to increase your level of personal work safety.


Wear eye protection!


Wear hearing protection!


Wear a dust mask!


Wear gloves!


Observe the safety notes!




Use a protective machine guard!

### Maximum permitted rotational speed

In order to guarantee operating safety, the maximum permitted rotational speed indicated on the brush, label and in this catalogue must never be exceeded! Please refer to our product information and product tables for further recommendations regarding optimum operating speeds. These give details of the recommended rotational speeds [RPM] for an optimum working result.

### Brush diameter

In the case of hand-held tool drives, the brush diameter should never exceed 180 mm, regardless of the filament material.

| Total dia. D of the brush [mm] | Minimum arbor hole dia. $D_A$ [mm] |
|---|---|
| 50 | 4.6 |
| 75 | 6.5 |
| 100 | 10 |
| 150 | 13 |
| 200 | 16 |
| 250 | 20 |
| 300 | 20 |
| 350 | 32 |

### Minimum arbor hole diameter according to EN 1083

Brushes must comply with the minimum arbor hole diameters ($D_A$) listed below, depending on their total diameter (D).

# Industrial power brushes
## Cutting speeds

### Determining the recommended rotational speed

**① Select the brush type.**
**② Read the recommended cutting speed.**
**③ Determine the rotational speed using the brush diameter and cutting speed.**

The recommended cutting speed ranges [m/s] depend on the respective application and lie below the maximum permitted cutting speed.

| ① Brush type | ② Cutting speed |
|---|---|
| End brushes | 5–15 m/s |
| Cup brushes | 15–45 m/s |
| Shank-mounted wheel brushes | 15–40 m/s |
| Rund-/Kegelbürsten mit Bohrung/Gewinde | See diagram below |

**② Recommended cutting speed [m/s] for wheel/bevel brushes with arbor hole/ threaded.**
The colour bars correspond to the colour codes of the filament materials.

| Application | | [m/s] 10 | 15 | 20 | 25 | 30 | 35 | 40 | 45 | 50 | 55 |
|---|---|---|---|---|---|---|---|---|---|---|---|
| Deburring/ edge breaking | knotted | | | | | | 35–45 m/s | | | | |
| | | | | | | 30–40 m/s | | | | | |
| | crimped | | | | 25–40 m/s | | | | | | |
| | | | 15–30 m/s | | | | | | | | |
| | | | 15–30 m/s | | | | | | | | |
| Removal of scale/ mill scale | knotted | | | | | | 35–55 m/s | | | | |
| | | | | | | 30–40 m/s | | | | | |
| Cleaning/ roughening of surfaces | knotted | | | | | | 35–40 m/s | | | | |
| | | | | | | 30–35 m/s | | | | | |
| | crimped | | | 20–40 m/s | | | | | | | |
| | | | 15–35 m/s | | | | | | | | |
| | | | 15–30 m/s | | | | | | | | |
| Weld dressing | knotted | | | | | | 35–55 m/s | | | | |
| | | | | | | 30–40 m/s | | | | | |
| | crimped | | | | | 30–45 m/s | | | | | |
| | | | | | 25–40 m/s | | | | | | |

**③ Recommended rotational speeds [RPM]**
**Example:**
RBG 11512 ST
Cleaning surfaces
Brush diameter D: 115 mm
Cutting speed: 39 m/s
**Rotational speed: 6,500 RPM**

| n [RPM] | Brush dia. D [mm] 10 | 15 | 20 | 25 | 30 | 40 | 50 | 60 | 75 | 80 | 100 | 115 | 125 | 150 | 175 | 200 | 250 | 300 |
|---|---|---|---|---|---|---|---|---|---|---|---|---|---|---|---|---|---|---|
| 1,000 | 1 | 1 | 1 | 1 | 2 | 2 | 3 | 3 | 4 | 4 | 5 | 6 | 7 | 8 | 9 | 10 | 13 | 16 |
| 1,250 | 1 | 1 | 1 | 2 | 2 | 3 | 3 | 4 | 5 | 5 | 7 | 8 | 8 | 10 | 11 | 13 | 16 | 20 |
| 1,500 | 1 | 1 | 2 | 2 | 2 | 3 | 4 | 5 | 6 | 6 | 8 | 9 | 10 | 12 | 14 | 16 | 20 | 24 |
| 1,750 | 1 | 1 | 2 | 2 | 3 | 4 | 5 | 5 | 7 | 7 | 9 | 11 | 11 | 14 | 16 | 18 | 23 | 27 |
| 2,000 | 1 | 2 | 2 | 3 | 3 | 4 | 5 | 6 | 8 | 8 | 10 | 12 | 13 | 16 | 18 | 21 | 26 | 31 |
| 2,500 | 1 | 2 | 3 | 3 | 4 | 5 | 7 | 8 | 10 | 10 | 13 | 15 | 16 | 20 | 23 | 26 | 33 | 39 |
| 3,000 | 2 | 2 | 3 | 4 | 5 | 6 | 8 | 9 | 12 | 13 | 16 | 18 | 20 | 24 | 27 | 31 | 39 | 47 |
| 3,500 | 2 | 3 | 4 | 5 | 5 | 7 | 9 | 11 | 14 | 15 | 18 | 21 | 23 | 27 | 32 | 37 | 46 | 55 |
| 4,000 | 2 | 3 | 4 | 5 | 6 | 8 | 10 | 13 | 16 | 17 | 21 | 24 | 26 | 31 | 37 | 42 | 52 | 63 |
| 4,500 | 2 | 4 | 5 | 6 | 7 | 9 | 12 | 14 | 18 | 19 | 24 | 27 | 29 | 35 | 41 | 47 | 59 | 71 |
| 5,000 | 3 | 4 | 5 | 7 | 8 | 10 | 13 | 16 | 20 | 21 | 26 | 30 | 33 | 39 | 46 | 52 | 65 | 79 |
| 5,500 | 3 | 4 | 6 | 7 | 9 | 12 | 14 | 17 | 22 | 23 | 29 | 33 | 36 | 43 | 50 | 58 | 72 | |
| 6,000 | 3 | 5 | 6 | 8 | 9 | 13 | 16 | 19 | 24 | 25 | 31 | 36 | 39 | 47 | 55 | 63 | 79 | |
| 6,500 | 3 | 5 | 7 | 9 | 10 | 14 | 17 | 20 | 26 | 27 | 34 | 39 | 43 | 51 | 60 | 68 | | |
| 7,000 | 4 | 5 | 7 | 9 | 11 | 15 | 18 | 22 | 27 | 29 | 37 | 42 | 46 | 55 | 64 | 73 | | |
| 7,500 | 4 | 6 | 8 | 10 | 12 | 16 | 20 | 24 | 29 | 31 | 39 | 45 | 49 | 59 | 69 | 79 | | |
| 8,000 | 4 | 6 | 8 | 10 | 13 | 17 | 21 | 25 | 31 | 34 | 42 | 48 | 52 | 63 | 73 | | | |
| 10,000 | 5 | 8 | 10 | 13 | 16 | 21 | 26 | 31 | 39 | 42 | 52 | 60 | 65 | 79 | | | | |
| 12,000 | 6 | 9 | 13 | 16 | 19 | 25 | 31 | 38 | 47 | 50 | 63 | 72 | 79 | | | | | |
| 14,000 | 7 | 11 | 15 | 18 | 22 | 29 | 37 | 44 | 55 | 59 | 73 | | | | | | | |
| 16,000 | 8 | 13 | 17 | 21 | 25 | 34 | 42 | 50 | 63 | 67 | | | | | | | | |
| 20,000 | 10 | 16 | 21 | 26 | 31 | 42 | 52 | 63 | 79 | | | | | | | | | |
| 22,000 | 12 | 17 | 23 | 29 | 35 | 46 | 58 | 69 | | | | | | | | | | |
| 25,000 | 13 | 20 | 26 | 33 | 39 | 52 | 65 | 79 | | | | | | | | | | |

$$\text{Cutting speed (v)} = \frac{\text{dia. (D)} \times \pi \times \text{rot. speed (n)}}{1{,}000 \times 60}$$

# Industrial power brushes
## Well packaged and presented

### Industrial packaging

PFERD TOOLS provides industrial power brushes in industrial packaging (IP) as standard.

**Advantages:**
- Robust, damage-resistant packaging.

### POS packaging

PFERD TOOLS provides wheel, cup, end and bevel brushes in promotional individual packaging. Individually packed shank brushes are supplied in a practical cardboard box. The addition of "POS" in the designation indicates all brushes in POS packaging.

**Advantages:**
- Functional European standard hole mounting for optimum product presentation on the sales wall.
- Product is easily recognizable through the viewing window.



IP



POS

## Dimensions

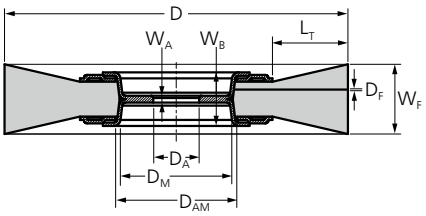


**Wheel brushes**

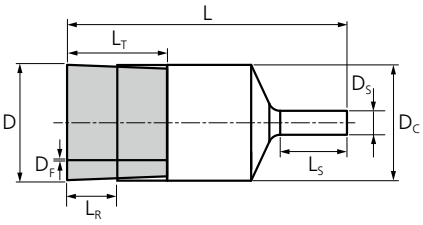


**End brushes**

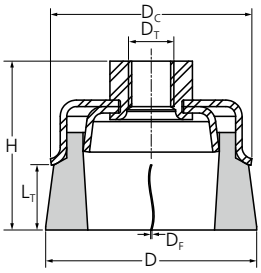


**Cup brushes**

### Explanation of dimensions

| | |
|---|---|
| **D** | Nominal outer diameter of the brush or the working surface for end brushes |
| **$D_A$** | Hole diameter |
| **$D_{AM}$** | Max. hole diameter in main body |
| **$D_C$** | Max. diameter of the main body |
| **$D_F$** | Nominal dimension of the filament material (wire thickness) |
| **$D_M$** | Diameter in hole area |

| | |
|---|---|
| **$D_S$** | Shank diameter in shank-mounted brushes, shaft diameter for wheel brushes for burnishing machines, stem diameter (core) for pipe brushes |
| **$D_T$** | Nominal thread designation |
| **H** | Nominal total height (incl. components for arbor hole or thread as well as shank) |
| **L** | Nominal total length for end brushes (without guide pins) and pipe brushes |
| **$L_R$** | Total length of the filament material (free length without bridle) |

| | |
|---|---|
| **$L_S$** | Usable length for shank or stem, total length of the mounting shaft, usable thread length |
| **$L_T$** | Nominal length of the filament material (free length of the filament material) |
| **$W_A$** | Width of the main body at the hole / thread |
| **$W_B$** | Installation width, widest point of the main body |
| **$W_F$** | Nominal dimension of the working width |

# Threaded cup brushes
## Dimensions

### Custom-made products

If you cannot find the solution for your particular application in our extensive catalogue range, we can produce brushes in premium PFERD TOOLS quality specifically for your application on request. Products that can be made to order include different wire thicknesses and qualities, arbor holes or threads and other dimensions.

## crimped

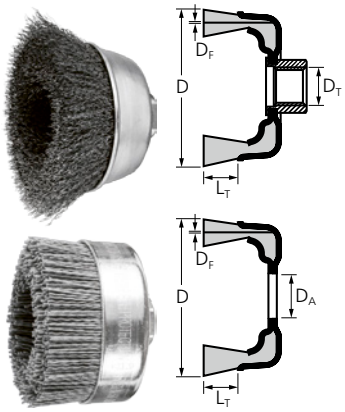


### TBU, industrial use

Excellent for medium-duty brushing such as deburring, cleaning and derusting on large surfaces. With PFERD TOOLS special wire, characterized by high bending fatigue strength.



**Special features:**
- Highly flexible, enabling optimal adjustment to the workpiece contour.
- Creates fine surfaces.

| D [mm] | $L_T$ [mm] | $D_A$ / $D_T$ | Grit size | $D_F$ [mm] | Opt. RPM | Max. RPM | | Item no. | Designation |
|---|---|---|---|---|---|---|---|---|---|
| **Steel wire (ST)** | | | | | | | | | |
| 60 | 20 | M14x2 | - | 0.30 | 6,300 – 9,400 | 12,500 | 1 | *43468902* | POS TBU 60/M14 ST 0,30 |
| | | | | | | | 5 | *43468880* | TBU 60/M14 ST 0,30 |
| | | X-LOCK | - | 0.30 | 6,300 – 9,400 | 12,500 | 1 | 43468922 | POS TBU 60/X-LOCK ST 0,30 |
| 75 | 25 | M14x2 | - | 0.30 | 6,300 – 9,400 | 12,500 | 1 | 43469001 | POS TBU 75/M14 ST 0,30 |
| | | | | | | | 5 | 43469010 | TBU 75/M14 ST 0,30 |
| 100 | 25 | M14x2 | - | 0.30 | 4,300 – 6,400 | 8,500 | 1 | 43469102 | POS TBU 100/M14 ST 0,30 |
| **Stainless steel wire (INOX) –** All INOX brushes are degreased. | | | | | | | | | |
| 60 | 20 | M14x2 | - | 0.30 | 5,000 – 8,100 | 12,500 | 1 | *43468905* | POS TBU 60/M14 INOX 0,30 |
| | | | | | | | 5 | *43468882* | TBU 60/M14 INOX 0,30 |
| | | X-LOCK | - | 0.30 | 5,000 – 8,100 | 12,500 | 1 | 43468925 | POS TBU 60/X-LOCK INOX 0,30 |
| 75 | 25 | M14x2 | - | 0.30 | 5,000 – 8,100 | 12,500 | 1 | 43469003 | POS TBU 75/M14 INOX 0,30 |
| | | | | | | | 5 | 43469012 | TBU 75/M14 INOX 0,30 |
| 100 | 25 | M14x2 | - | 0.30 | 3,400 – 5,500 | 8,500 | 1 | 43469103 | POS TBU 100/M14 INOX 0,30 |
| **Silicon carbide (SiC) plastic filament** | | | | | | | | | |
| 100 | 46 | M14x2 | 120 | 1.00 | 2,400 – 3,900 | 6,000 | 1 | 43469104 | POS TBU 100/M14 SiC 120 1,00 |



*Discontinued product*

# Threaded cup brushes
crimped



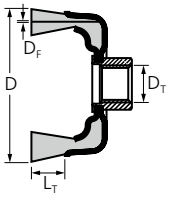




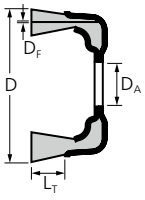


## TBU

Excellent for medium-duty brushing such as deburring, cleaning and derusting on large surfaces.

**Special features:**
- Highly flexible, enabling optimal adjustment to the workpiece contour.
- Creates fine surfaces.

| D [mm] | $L_T$ [mm] | $D_A$ / $D_T$ | $D_F$ [mm] | Opt. RPM | Max. RPM | | Item no. | Designation |
|---|---|---|---|---|---|---|---|---|
| **Steel wire (ST)** | | | | | | | | |
| 60 | 22 | M10x1.50 | 0.30 | 6,300 – 9,400 | 12,500 | 1 | 43401007 | POS TBUX 60/M10x1.5 ST 0.30 |
| | | M14x2 | 0.30 | 6,300 – 9,400 | 12,500 | 1 | 43401009 | POS TBUX 60/M14 ST 0.30 |
| 75 | 24 | M10x1.50 | 0.30 | 6,300 – 9,400 | 12,500 | 1 | 43401014 | POS TBUX 75/M10x1.5 ST 0.30 |
| 80 | 24 | M14x2 | 0.30 | 4,500 – 6,800 | 9,000 | 1 | 43502305 | POS TBUX 80/M14 ST 0.30 |
| | | | 0.50 | 4,500 – 6,800 | 9,000 | 1 | 43502306 | POS TBUX 80/M14 ST 0.50 |
| 100 | 27 | M14x2 | 0.30 | 4,300 – 6,400 | 8,500 | 1 | 43401004 | POS TBUX 100/M14 ST 0.30 |
| | | | 0.50 | 4,300 – 6,400 | 8,500 | 1 | 43401005 | POS TBUX 100/M14 ST 0.50 |
| **Stainless steel wire (INOX)** | | | | | | | | |
| 100 | 27 | M14x2 | 0.30 | 3,400 – 5,500 | 8,500 | 1 | 43401002 | POS TBUX 100/M14 INOX 0.30 |
| | | | 0.50 | 3,400 – 5,500 | 8,500 | 1 | 43401003 | POS TBUX 100/M14 INOX 0.50 |
| 60 | 20 | M10x1.50 | 0.30 | 5,000 – 8,100 | 12,500 | 1 | 43401006 | POS TBUX 60/M10x1.5 INOX 0.30 |
| | | M14x2 | 0.30 | 5,000 – 8,100 | 12,500 | 1 | 43401008 | POS TBUX 60/M14 INOX 0.30 |
| 75 | 24 | M10x1.50 | 0.30 | 5,000 – 8,100 | 12,500 | 1 | 43401011 | POS TBUX 75/M10x1.5 INOX 0.30 |
| 80 | 24 | M14x2 | 0.30 | 3,600 – 5,800 | 9,000 | 1 | 43401019 | POS TBUX 80/M14 INOX 0.30 |
| | | | 0.50 | 3,600 – 5,800 | 9,000 | 1 | 43401020 | POS TBUX 80/M14 INOX 0.50 |



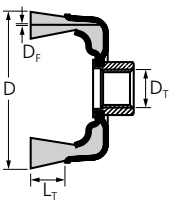


## TBU, with cord wire

Excellent for medium-duty brushing such as deburring, cleaning and derusting on large surfaces.Brushes with cord wire are particularly robust and durable and are therefore ideally suited to demanding tasks. Cord wire is made of multiple wavy wires which are stranded together. This special wire construction combines the aggressive brushing effect of a knotted brush with the flexibility of a wavy brush, achieving an excellent surface finish and a longer tool life.



**Special features:**
- Highly flexible, enabling optimal adjustment to the workpiece contour.
- Aggressive and effective work due to the special wire construction.
- Longer tool life compared to conventional crimped brushes.

| D [mm] | $L_T$ [mm] | $D_T$ | $D_F$ [mm] | Opt. RPM | Max. RPM | | Item no. | Designation |
|---|---|---|---|---|---|---|---|---|
| **Brass-plated steel cord wire (LIT STM) –** LIT STM = stranded steel wire, brass-plated | | | | | | | | |
| 60 | 20 | M14x2 | 0.25 | 6,300 – 9,400 | 12,500 | 1 | 43468881 | POS TBU 60/M14 LIT STM 0,25 |

*New item*

# Threaded cup brushes
crimped



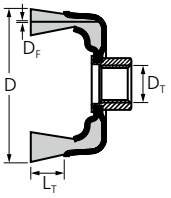


## TBU

Excellent for medium-duty brushing such as deburring, cleaning and derusting on large surfaces. Cup with flanged edge.

**Special features:**
- Highly flexible, enabling optimal adjustment to the workpiece contour.
- Creates fine surfaces.

| D [mm] | $L_T$ [mm] | $D_T$ | $D_F$ [mm] | Opt. RPM | Max. RPM | | Item no. | Designation |
|---|---|---|---|---|---|---|---|---|
| **Steel wire (ST)** | | | | | | | | |
| 75 | 22 | M10x1.50 | 0.30 | 6,300 – 9,400 | 12,500 | 1 | 43401015 | POS TBUJCX 75/M10x1.5 ST 0.30 |
| | | M14x2 | 0.30 | 6,300 – 9,400 | 12,500 | 1 | 43401018 | POS TBUJCX 75/M14 ST 0.30 |
| **Stainless steel wire (INOX) –** All INOX brushes are degreased. | | | | | | | | |
| 75 | 22 | M10x1.50 | 0.30 | 5,000 – 8,100 | 12,500 | 1 | 43401012 | POS TBUJCX 75/M10x1.5 INOX 0.30 |
| | | M14x2 | 0.30 | 5,000 – 8,100 | 12,500 | 1 | 43401016 | POS TBUJCX 75/M14 INOX 0.30 |



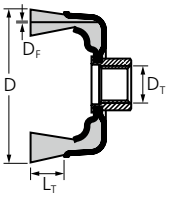


## TBU, with cord wire, flanged edge

Excellent for medium-duty brushing such as deburring, cleaning and derusting on large surfaces. Cup with flanged edge. Brushes with cord wire are particularly robust and durable and are therefore ideally suited to demanding tasks. Cord wire is made of multiple wavy wires which are stranded together. This special wire construction combines the aggressive brushing effect of a knotted brush with the flexibility of a wavy brush, achieving an excellent surface finish and a longer tool life.

**Special features:**
- Highly flexible, enabling optimal adjustment to the workpiece contour.
- Aggressive and effective work due to the special wire construction.
- Longer tool life compared to conventional crimped brushes.

| D [mm] | $L_T$ [mm] | $D_T$ | $D_F$ [mm] | Opt. RPM | Max. RPM | | Item no. | Designation |
|---|---|---|---|---|---|---|---|---|
| **Brass-plated steel cord wire (LIT STM) –** LIT STM = stranded steel wire, brass-plated | | | | | | | | |
| 75 | 23 | M10x1.50 | 0.20 | 6,300 – 9,400 | 12,500 | 1 | 43401013 | POS TBUJCX 75/M10x1.5 LIT STM 0.20 |
| | | M14x2 | 0.20 | 6,300 – 9,400 | 12,500 | 1 | 43401017 | POS TBUJCX 75/M14 LIT STM 0.20 |

*New item*

# Threaded cup brushes
knotted



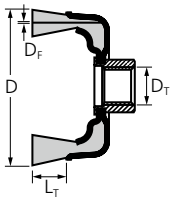


## TBG, industrial use

Aggressive brush. Excellent for heavy-duty brushing such as deburring, cleaning, derusting and descaling and removal of spatter. With PFERD TOOLS special wire, characterized by high bending fatigue strength.



**Special features:**
- Aggressive brushing effect due to the very stiff wire knots.

| D [mm] | $L_T$ [mm] | $D_T$ | $D_F$ [mm] | Knots | Opt. RPM | Max. RPM | | Item no. | Designation |
|---|---|---|---|---|---|---|---|---|---|
| **Steel wire (ST)** | | | | | | | | | |
| 65 | 22 | M14x2 | 0.35 | 18 | 6,300 – 12,500 | 12,500 | 1 | 43305002 | POS TBG 65/M14 ST 0,35 |
| | | | | | | | 5 | 43305020 | TBG 65/M14 ST 0,35 |
| | | | 0.50 | 18 | 6,300 – 12,500 | 12,500 | 1 | 43305001 | POS TBG 65/M14 ST 0,50 |
| | | | | | | | 5 | 43305021 | TBG 65/M14 ST 0,50 |
| | | | 0.80 | 18 | 6,300 – 12,500 | 12,500 | 1 | 43305018 | POS TBG 65/M14 ST 0,80 |
| | | X-LOCK | 0.50 | 18 | 6,300 – 12,500 | 12,500 | 1 | 43305026 | POS TBG 65/X-LOCK ST 0,50 |
| 80 | 20 | M14x2 | 0.50 | 20 | 5,000 – 10,000 | 10,000 | 1 | 43306031 | POS TBG 80/M14 ST 0,50 |
| | | | | | | | 5 | 43306040 | TBG 80/M14 ST 0,50 |
| 100 | 25 | M14x2 | 0.50 | 24 | 4,500 – 9,000 | 9,000 | 1 | 43308031 | POS TBG 100/M14 ST 0,50 |
| | | | | | | | 5 | 43308040 | TBG 100/M14 ST 0,50 |
| **Stainless steel wire (INOX) –** All INOX brushes are degreased. | | | | | | | | | |
| 65 | 22 | M14x2 | 0.35 | 18 | 5,000 – 12,500 | 12,500 | 1 | 43305003 | POS TBG 65/M14 INOX 0,35 |
| | | | | | | | 5 | 43305023 | TBG 65/M14 INOX 0,35 |
| | | | 0.50 | 18 | 5,000 – 12,500 | 12,500 | 1 | 43305004 | POS TBG 65/M14 INOX 0,50 |
| | | | | | | | 5 | 43305024 | TBG 65/M14 INOX 0,50 |
| | | X-LOCK | 0.50 | 18 | 5,000 – 12,500 | 12,500 | 1 | 43305028 | POS TBG 65/X-LOCK INOX 0,50 |
| 80 | 20 | M14x2 | 0.35 | 20 | 4,000 – 10,000 | 10,000 | 1 | 43306033 | POS TBG 80/M14 INOX 0,35 |
| | | | | | | | 5 | 43306042 | TBG 80/M14 INOX 0,35 |
| | | | 0.50 | 20 | 4,000 – 10,000 | 10,000 | 1 | 43306035 | POS TBG 80/M14 INOX 0,50 |
| | | | | | | | 5 | *43306044* | TBG 80/M14 INOX 0,50 |
| 100 | 25 | M14x2 | 0.35 | 24 | 3,600 – 9,000 | 9,000 | 1 | 43308033 | POS TBG 100/M14 INOX 0,35 |
| | | | | | | | 5 | 43308042 | TBG 100/M14 INOX 0,35 |
| | | | 0.50 | 24 | 3,600 – 9,000 | 9,000 | 1 | 43308035 | POS TBG 100/M14 INOX 0,50 |





*Discontinued product*

# Threaded cup brushes
knotted



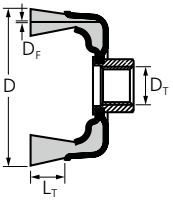


## TBG

Aggressive brush. Excellent for heavy-duty brushing such as deburring, cleaning, derusting and descaling and removal of spatter.

**Special features:**
- Aggressive brushing effect due to the very stiff wire knots.

| D [mm] | $L_T$ [mm] | $D_T$ | $D_F$ [mm] | Knots | Opt. RPM | Max. RPM | | Item no. | Designation |
|---|---|---|---|---|---|---|---|---|---|
| **Steel wire (ST)** | | | | | | | | | |
| 100 | 26 | M14x2 | 0.35 | 24 | 4,500 – 9,000 | 9,000 | 1 | 43311012 | POS TBGX 100/M14 ST 0.35 |
| | | | 0.50 | 24 | 4,500 – 9,000 | 9,000 | 1 | 43311013 | POS TBGX 100/M14 ST 0.50 |
| 65 | 22 | M10x1.50 | 0.35 | 20 | 6,300 – 12,500 | 12,500 | 1 | 43311018 | POS TBGX 65/M10x1.5 ST 0.35 |
| | | | 0.50 | 20 | 6,300 – 12,500 | 12,500 | 1 | 43311019 | POS TBGX 65/M10x1.5 ST 0.50 |
| | | M14x2 | 0.35 | 20 | 6,300 – 12,500 | 12,500 | 1 | 43311022 | POS TBGX 65/M14 ST 0.35 |
| | | | 0.50 | 20 | 6,300 – 12,500 | 12,500 | 1 | 43311023 | POS TBGX 65/M14 ST 0.50 |
| 80 | 24 | M14x2 | 0.35 | 22 | 5,000 – 10,000 | 10,000 | 1 | 43311026 | POS TBGX 80/M14 ST 0.35 |
| | | | 0.50 | 22 | 5,000 – 10,000 | 10,000 | 1 | 43311028 | POS TBGX 80/M14 ST 0.50 |
| **Stainless steel wire (INOX)** | | | | | | | | | |
| 100 | 26 | M14x2 | 0.35 | 24 | 3,600 – 9,000 | 9,000 | 1 | 43311010 | POS TBGX 100/M14 INOX 0.35 |
| | | | 0.50 | 24 | 3,600 – 9,000 | 9,000 | 1 | 43311011 | POS TBGX 100/M14 INOX 0.50 |
| 65 | 22 | M10x1.50 | 0.35 | 20 | 5,000 – 12,500 | 12,500 | 1 | 43311016 | POS TBGX 65/M10x1.5 INOX 0.35 |
| | | | 0.50 | 20 | 5,000 – 12,500 | 12,500 | 1 | 43311017 | POS TBGX 65/M10x1.5 INOX 0.50 |
| | | M14x2 | 0.35 | 20 | 5,000 – 12,500 | 12,500 | 1 | 43311020 | POS TBGX 65/M14 INOX 0.35 |
| | | | 0.50 | 20 | 5,000 – 12,500 | 12,500 | 1 | 43311021 | POS TBGX 65/M14 INOX 0.50 |
| 80 | 24 | M14x2 | 0.35 | 22 | 4,000 – 10,000 | 10,000 | 1 | 43311024 | POS TBGX 80/M14 INOX 0.35 |
| | | | 0.50 | 22 | 4,000 – 10,000 | 10,000 | 1 | 43311025 | POS TBGX 80/M14 INOX 0.50 |



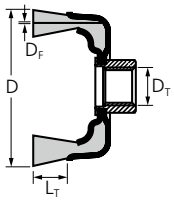




## TBG CT, COMBITWIST, industrial use

Very aggressive brush. Excellent for heavy-duty brushing such as deburring, cleaning, derusting and descaling and removal of spatter. Suitable for work on corners and edges as the knots are less likely to unravel. With PFERD TOOLS special wire, characterized by high bending fatigue strength.

**Special features:**
- Maximum economic efficiency due to maximum tool life and stock removal rate.
- High level of comfort thanks to smooth running with no brush recoiling.
- Aggressive brushing effect due to the very stiff wire knots.

| D [mm] | $L_T$ [mm] | $D_T$ | $D_F$ [mm] | Knots | Opt. RPM | Max. RPM | | Item no. | Designation |
|---|---|---|---|---|---|---|---|---|---|
| **Steel wire (ST)** | | | | | | | | | |
| 65 | 22 | M14x2 | 0.35 | 18 | 6,300 – 12,500 | 12,500 | 1 | 43305041 | POS TBG 65/M14 CT ST 0,35 |
| | | | | | | | 5 | 43305030 | TBG 65/M14 CT ST 0,35 |
| | | | 0.50 | 18 | 6,300 – 12,500 | 12,500 | 1 | 43305051 | POS TBG 65/M14 CT ST 0,50 |
| | | | | | | | 5 | 43305031 | TBG 65/M14 CT ST 0,50 |
| 80 | 20 | M14x2 | 0.50 | 20 | 5,000 – 10,000 | 10,000 | 1 | 43306061 | POS TBG 80/M14 CT ST 0,50 |
| | | | | | | | 5 | 43306070 | TBG 80/M14 CT ST 0,50 |
| 100 | 25 | M14x2 | 0.50 | 24 | 4,500 – 9,000 | 9,000 | 1 | 43308061 | POS TBG 100/M14 CT ST 0,50 |
| | | | | | | | 5 | 43308070 | TBG 100/M14 CT ST 0,50 |

*Continued on next page*

*New item*

# Threaded cup brushes
knotted

| D [mm] | $L_T$ [mm] | $D_T$ | $D_F$ [mm] | Knots | Opt. RPM | Max. RPM | | Item no. | Designation |
|---|---|---|---|---|---|---|---|---|---|
| **Stainless steel wire (INOX) –** All INOX brushes are degreased. | | | | | | | | | |
| 65 | 22 | M14x2 | 0.35 | 18 | 5,000 – 12,500 | 12,500 | 1 | 43305043 | POS TBG 65/M14 CT INOX 0,35 |
| | | | 0.50 | 18 | 5,000 – 12,500 | 12,500 | 1 | 43305053 | POS TBG 65/M14 CT INOX 0,50 |
| 80 | 20 | M14x2 | 0.35 | 20 | 4,000 – 10,000 | 10,000 | 1 | 43306063 | POS TBG 80/M14 CT INOX 0,35 |
| 100 | 25 | M14x2 | 0.35 | 24 | 3,600 – 9,000 | 9,000 | 1 | 43308063 | POS TBG 100/M14 CT INOX 0,35 |




## TBG HD, two rows, industrial use

Double-row, very aggressive and robust brush that is able to withstand high mechanical loads. Excellent for heavy-duty brushing such as deburring, cleaning, derusting and descaling and removal of spatter. Extremely high filament density for optimum tool life. With PFERD TOOLS special wire, characterized by high bending fatigue strength.

**Special features:**
- Double-row design enables fast brushing results thanks to larger filament width.
- High level of comfort thanks to smooth running on corners and edges.
- Aggressive brushing effect due to the very stiff wire knots.

| D [mm] | $L_T$ [mm] | $D_T$ | $D_F$ [mm] | Knots | Opt. RPM | Max. RPM | | Item no. | Designation |
|---|---|---|---|---|---|---|---|---|---|
| **Steel wire (ST)** | | | | | | | | | |
| 65 | 22 | M14x2 | 0.50 | 48 | 6,300 – 12,500 | 12,500 | 1 | 43305032 | POS TBG 65/M14 ST 0,50 2RH HD |
| **Stainless steel wire (INOX) –** All INOX brushes are degreased. | | | | | | | | | |
| 65 | 22 | M14x2 | 0.50 | 48 | 5,000 – 12,500 | 12,500 | 1 | 43305033 | POS TBG 65/M14 INOX 0,50 2RH HD |

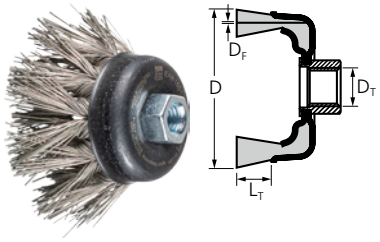


## TBG, DIA

Brushes with stainless steel wire (INOX) diamond (DIA) filament material are suitable for applications that place particular demands on the aggressiveness of the brush. They are primarily used on materials with high material strength.

**Special features:**
- The knots of the brush are knotted to 50% of the length, ensuring an optimal ratio of aggressiveness and flexibility.
- The brush achieves a better surface quality on uneven surfaces than conventional knotted brushes.

| D [mm] | $L_T$ [mm] | $D_T$ | Grit size | $D_F$ [mm] | Knots | Opt. RPM | Max. RPM | | Item no. | Designation |
|---|---|---|---|---|---|---|---|---|---|---|
| **Stainless steel wire (INOX) diamond (DIA)** | | | | | | | | | | |
| 65 | 22 | M14x2 | 270 | 0.50 | 18 | 1,500 – 3,000 | 3,000 | 1 | 43703023 | TBG 65/M14 INOX 0,50 DIA 270 |
| 100 | 38 | M14x2 | 270 | 0.50 | 24 | 1,000 – 2,400 | 2,400 | 1 | 43703022 | TBG 100/M14 INOX 0,50 DIA 270 |

# Threaded cup brushes
knotted



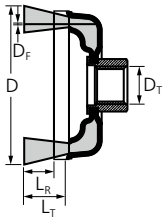


## TBGR, with bridle

Aggressive brush with bridle. Excellent for heavy-duty brushing such as deburring, cleaning, derusting and descaling, as well as removing spatter on large areas. The brush impresses with a particularly long tool life.

**Special features:**

- The bridle prevents the wires spreading out sideways. The bridle enables the spreading out and flexibility of the brush filament to be controlled.
- If the filament has worn away down to the bridle, it can be removed from the bridle for further use. This does not affect the brushing behaviour.
- Aggressive brushing effect due to the very stiff wire knots.

| D [mm] | $L_R$ [mm] | $L_T$ [mm] | $D_T$ | $D_F$ [mm] | Knots | Opt. RPM | Max. RPM | | Item no. | Designation |
|---|---|---|---|---|---|---|---|---|---|---|
| **Steel wire (ST)** | | | | | | | | | | |
| 80 | 25 | 40 | M14x2 | 0.50 | 22 | 4,300 – 8,500 | 8,500 | 1 | 43306001 | TBGR 80/M14 ST 0,50 |
| 100 | 25 | 40 | M14x2 | 0.50 | 26 | 4,300 – 8,500 | 8,500 | 1 | 43308001 | TBGR 100/M14 ST 0,50 |

# Threaded bevel brushes
crimped



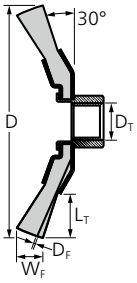


## KBU, industrial use

Excellent for medium-duty brushing such as deburring, cleaning and derusting. Can be used on angle grinders up to 80 m/s. With PFERD TOOLS special wire, characterized by high bending fatigue strength.



**Special features:**
- Optimal access to hard-to-reach areas such as inner edges, grooves and keyways.
- Highly flexible, enabling optimal adjustment to the workpiece contour.
- Creates fine surfaces.

| D [mm] | $W_F$ [mm] | $L_T$ [mm] | $D_T$ | $D_F$ [mm] | Opt. RPM | Max. RPM | | Item no. | Designation |
|---|---|---|---|---|---|---|---|---|---|
| **Steel wire (ST)** | | | | | | | | | |
| 100 | 10 | 22 | M14x2 | 0.35 | 6,300 – 12,500 | 12,500 | 1 | 43316001 | POS KBU 10010/M14 ST 0,35 |
| | | | | | | | 5 | 43316010 | KBU 10010/M14 ST 0,35 |
| 115 | 10 | 30 | M14x2 | 0.35 | 6,300 – 12,500 | 12,500 | 1 | 43316021 | POS KBU 11510/M14 ST 0,35 |
| 125 | 10 | 22 | M14x2 | 0.35 | 6,300 – 11,000 | 11,000 | 5 | 43220120 | KBU 12510/M14 ST 0,35 |
| **Stainless steel wire (INOX) –** All INOX brushes are degreased. | | | | | | | | | |
| 100 | 10 | 22 | M14x2 | 0.35 | 5,000 – 12,500 | 12,500 | 1 | 43316003 | POS KBU 10010/M14 INOX 0,35 |
| | | | | | | | 5 | 43316012 | KBU 10010/M14 INOX 0,35 |
| 115 | 10 | 30 | M14x2 | 0.35 | 5,000 – 12,500 | 12,500 | 1 | 43316023 | POS KBU 11510/M14 INOX 0,35 |
| 125 | 10 | 22 | M14x2 | 0.35 | 5,000 – 11,000 | 11,000 | 5 | 43220121 | KBU 12510/M14 INOX 0,35 |



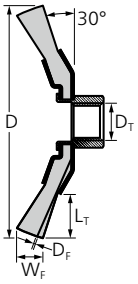


## KBU

Excellent for medium-duty brushing such as deburring, cleaning and derusting. Can be used on angle grinders up to 80 m/s.

**Special features:**
- Optimal access to hard-to-reach areas such as inner edges, grooves and keyways.
- Highly flexible, enabling optimal adjustment to the workpiece contour.
- Creates fine surfaces.

| D [mm] | $W_F$ [mm] | $L_T$ [mm] | $D_T$ | $D_F$ [mm] | Opt. RPM | Max. RPM | | Item no. | Designation |
|---|---|---|---|---|---|---|---|---|---|
| **Steel wire (ST)** | | | | | | | | | |
| 100 | 10 | 20 | M10x1.50 | 0.30 | 6,300 – 12,500 | 12,500 | 1 | 43311065 | POS KBUX 10010/M10x1.5 ST 0.30 |
| | | | M14x2 | 0.30 | 6,300 – 12,500 | 12,500 | 1 | 43311067 | POS KBUX 10010/M14 ST 0.30 |
| 115 | 10 | 28 | M10x1.50 | 0.30 | 6,300 – 12,500 | 12,500 | 1 | 43311069 | POS KBUX 11510/M10x1.5 ST 0.30 |
| | | | M14x2 | 0.30 | 6,300 – 12,500 | 12,500 | 1 | 43311071 | POS KBUX 11510/M14 ST 0.30 |
| **Stainless steel wire (INOX)** | | | | | | | | | |
| 100 | 10 | 20 | M10x1.50 | 0.30 | 5,000 – 12,500 | 12,500 | 1 | 43311064 | POS KBUX 10010/M10x1.5 INOX 0.30 |
| | | | M14x2 | 0.30 | 5,000 – 12,500 | 12,500 | 1 | 43311066 | POS KBUX 10010/M14 INOX 0.30 |
| 115 | 10 | 28 | M10x1.50 | 0.30 | 5,000 – 12,500 | 12,500 | 1 | 43311068 | POS KBUX 11510/M10x1.5 INOX 0.30 |
| | | | M14x2 | 0.30 | 5,000 – 12,500 | 12,500 | 1 | 43311070 | POS KBUX 11510/M14 INOX 0.30 |



*New item*

# Threaded bevel brushes
## crimped



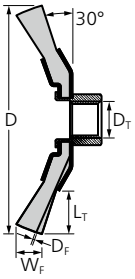




### KBU, with cord wire

Excellent for medium-duty brushing such as deburring, cleaning and derusting. Can be used on angle grinders up to 80 m/s.Brushes with cord wire are particularly robust and durable and are therefore ideally suited to demanding tasks. Cord wire is made of multiple wavy wires which are stranded together. This special wire construction combines the aggressive brushing effect of a knotted brush with the flexibility of a wavy brush, achieving an excellent surface finish and a longer tool life.

**Special features:**
- Highly flexible, enabling optimal adjustment to the workpiece contour.
- Aggressive and effective work due to the special wire construction.
- Longer tool life compared to conventional crimped brushes.

| D [mm] | $W_F$ [mm] | $L_T$ [mm] | $D_T$ | $D_F$ [mm] | Opt. RPM | Max. RPM | | Item no. | Designation |
|---|---|---|---|---|---|---|---|---|---|
| **Brass-plated steel cord wire (LIT STM) –** LIT STM = stranded steel wire, brass-plated | | | | | | | | | |
| 100 | 10 | 20 | M10x1.50 | 0.20 | 6,300 – 12,500 | 12,500 | 1 | 43311046 | POS KBU 10010/M10X1.5 LIT STM 0.20 |
| | | | M14x2 | 0.20 | 6,300 – 12,500 | 12,500 | 1 | 43316007 | POS KBU 10010/M14 LIT STM 0,20 |
| **Stainless steel wire cord wire (LIT INOX) –** LIT INOX = stranded INOX wire | | | | | | | | | |
| 100 | 10 | 20 | M10x1.50 | 0.30 | 5,000 – 12,500 | 12,500 | 1 | 43311047 | POS KBU 10010/M10x1.5 LIT INOX 0.30 |
| | | | M14x2 | 0.25 | 5,000 – 12,500 | 12,500 | 1 | 43316008 | POS KBU 10010/M14 LIT INOX 0,25 |

## knotted



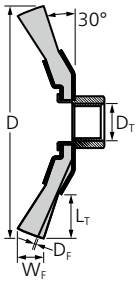


### KBG, industrial use

Aggressive brush. Excellent for heavy-duty brushing such as deburring, cleaning, derusting and descaling and removal of spatter. With PFERD TOOLS special wire, characterized by high bending fatigue strength.



**Special features:**
- Optimal access to hard-to-reach areas such as inner edges, grooves and keyways.
- Aggressive brushing effect due to the very stiff wire knots.

| D [mm] | $W_F$ [mm] | $L_T$ [mm] | $D_T$ | $D_F$ [mm] | Knots | Opt. RPM | Max. RPM | | Item no. | Designation |
|---|---|---|---|---|---|---|---|---|---|---|
| **Steel wire (ST)** | | | | | | | | | | |
| 100 | 13 | 22 | M14x2 | 0.50 | 24 | 10,000 – 15,000 | 20,000 | 1 | 43313001 | POS KBG 10013/M14 ST 0,50 |
| | | | | | | | | 5 | 43312910 | KBG 10013/M14 ST 0,50 |
| 115 | 15 | 26 | M14x2 | 0.50 | 24 | 7,500 – 12,500 | 15,000 | 1 | 43315001 | POS KBG 11515/M14 ST 0,50 |
| | | | | | | | | 5 | 43314010 | KBG 11515/M14 ST 0,50 |
| 125 | 15 | 19 | M14x2 | 0.50 | 28 | 7,500 – 12,000 | 15,000 | 1 | 43317001 | POS KBG 12515/M14 ST 0,50 |

*Continued on next page*

*New item*

# Threaded bevel brushes
knotted

| D [mm] | $W_F$ [mm] | $L_T$ [mm] | $D_T$ | $D_F$ [mm] | Knots | Opt. RPM | Max. RPM | | Item no. | Designation |
|---|---|---|---|---|---|---|---|---|---|---|
| **Stainless steel wire (INOX) –** All INOX brushes are degreased. | | | | | | | | | | |
| 100 | 13 | 22 | M14x2 | 0.35 | 24 | 8,600 – 15,000 | 20,000 | 1 | 43313003 | POS KBG 10013/M14 INOX 0,35 |
| | | | | 0.50 | 24 | 8,600 – 15,000 | 20,000 | 1 | 43313006 | POS KBG 10013/M14 INOX 0,50 |
| 115 | 15 | 26 | M14x2 | 0.35 | 24 | 6,000 – 12,500 | 15,000 | 1 | 43315003 | POS KBG 11515/M14 INOX 0,35 |
| 125 | 15 | 19 | M14x2 | 0.35 | 28 | 6,000 – 12,500 | 15,000 | 1 | 43317003 | POS KBG 12515/M14 INOX 0,35 |
| | | | | 0.50 | 28 | 6,000 – 12,500 | 15,000 | 1 | 43317007 | POS KBG 12515/M14 INOX 0,50 |

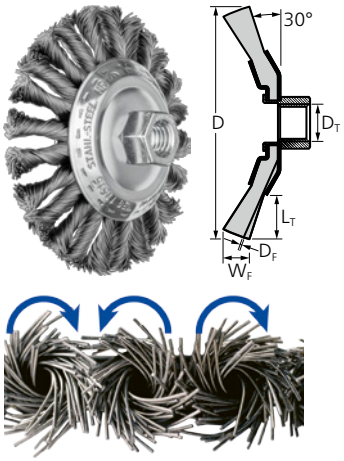


## KBG CT, COMBITWIST, industrial use

Very aggressive brush. Excellent for heavy-duty brushing such as deburring, cleaning, derusting and descaling and removal of spatter. Suitable for work on corners and edges as the knots are less likely to unravel. With PFERD TOOLS special wire, characterized by high bending fatigue strength.



**Special features:**
- Optimal access to hard-to-reach areas such as inner edges, grooves and keyways.
- Maximum economic efficiency due to maximum tool life and stock removal rate and high level of comfort thanks to smooth running with no brush recoiling.
- Aggressive brushing effect due to the very stiff wire knots.

| D [mm] | $W_F$ [mm] | $L_T$ [mm] | $D_T$ | $D_F$ [mm] | Knots | Opt. RPM | Max. RPM | | Item no. | Designation |
|---|---|---|---|---|---|---|---|---|---|---|
| **Steel wire (ST)** | | | | | | | | | | |
| 100 | 13 | 22 | M14x2 | 0.50 | 24 | 10,000 – 15,000 | 20,000 | 1 | 43313011 | POS KBG 10013/M14 CT ST 0,50 |
| | | | | | | | | 5 | 43312920 | KBG 10013/M14 CT ST 0,50 |
| 115 | 15 | 26 | M14x2 | 0.50 | 24 | 7,500 – 12,500 | 15,000 | 1 | 43315011 | POS KBG 11515/M14 CT ST 0,50 |
| | | | | | | | | 5 | 43314020 | KBG 11515/M14 CT ST 0,50 |
| 125 | 15 | 19 | M14x2 | 0.50 | 28 | 7,500 – 12,500 | 15,000 | 1 | 43317011 | POS KBG 12515/M14 CT ST 0,50 |
| **Stainless steel wire (INOX) –** All INOX brushes are degreased. | | | | | | | | | | |
| 100 | 13 | 22 | M14x2 | 0.35 | 24 | 8,000 – 15,000 | 20,000 | 1 | 43313013 | POS KBG 10013/M14 CT INOX 0,35 |
| | | | | 0.50 | 24 | 8,000 – 15,000 | 20,000 | 1 | 43313016 | POS KBG 10013/M14 CT INOX 0,50 |
| 115 | 15 | 26 | M14x2 | 0.35 | 24 | 6,000 – 12,500 | 15,000 | 1 | 43315013 | POS KBG 11515/M14 CT INOX 0,35 |
| 125 | 15 | 19 | M14x2 | 0.35 | 28 | 6,000 – 12,500 | 15,000 | 1 | 43317013 | POS KBG 12515/M14 CT INOX 0,35 |

# Threaded bevel brushes
knotted



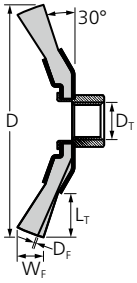


## KBG

Aggressive brush. Excellent for heavy-duty brushing such as deburring, cleaning, derusting and descaling and removal of spatter.

**Special features:**
- Optimal access to hard-to-reach areas such as inner edges, grooves and keyways.
- Optimal access to hard-to-reach areas such as inner edges, grooves and keyways.
- Aggressive brushing effect due to the very stiff wire knots.

| D [mm] | $W_F$ [mm] | $L_T$ [mm] | $D_T$ | $D_F$ [mm] | Knots | Opt. RPM | Max. RPM | | Item no. | Designation |
|---|---|---|---|---|---|---|---|---|---|---|
| **Steel wire (ST)** | | | | | | | | | | |
| 100 | 13 | 20 | M10x1.50 | 0.35 | 20 | 7,500 – 12,500 | 15,000 | 1 | 43311054 | POS KBGX 10013/M10x1.5 ST 0.35 |
| | | | | 0.50 | 20 | 7,500 – 12,500 | 15,000 | 1 | 43311055 | POS KBGX 10013/M10x1.5 ST 0.50 |
| | | | M14x2 | 0.35 | 20 | 7,500 – 12,500 | 15,000 | 1 | 43311057 | POS KBGX 10013/M14 ST 0.35 |
| | | | | 0.50 | 20 | 7,500 – 12,500 | 15,000 | 1 | 43311058 | POS KBGX 10013/M14 ST 0.50 |
| 115 | 13 | 22 | M10x1.50 | 0.35 | 22 | 7,500 – 12,500 | 15,000 | 1 | 43311059 | POS KBGX 11513/M10x1.5 ST 0.35 |
| | | | | 0.50 | 22 | 7,500 – 12,500 | 15,000 | 1 | 43311060 | POS KBGX 11513/M10x1.5 ST 0.50 |
| | | | M14x2 | 0.35 | 22 | 7,500 – 12,500 | 15,000 | 1 | 43311062 | POS KBGX 11513/M14 ST 0.35 |
| | | | | 0.50 | 22 | 7,500 – 12,500 | 15,000 | 1 | 43311063 | POS KBGX 11513/M14 ST 0.50 |
| **Stainless steel wire (INOX)** | | | | | | | | | | |
| 100 | 13 | 20 | M10x1.50 | 0.35 | 20 | 6,000 – 12,500 | 15,000 | 1 | 43311053 | POS KBGX 10013/M10x1.5 INOX 0.35 |
| | | | M14x2 | 0.35 | 20 | 6,000 – 12,500 | 15,000 | 1 | 43311056 | POS KBGX 10013/M14 INOX 0.35 |
| 115 | 13 | 22 | M10x1.50 | 0.35 | 22 | 6,000 – 12,500 | 15,000 | 1 | 43311030 | POS KBGX 11513/M10x1.5 INOX 0.35 |
| | | | M14x2 | 0.35 | 22 | 6,000 – 12,500 | 15,000 | 1 | 43311061 | POS KBGX 11513/M14 INOX 0.35 |

*New item*



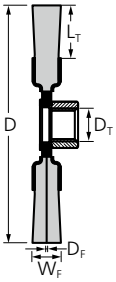


## RBU, for angle grinders, industrial use

Suitable for medium-duty brushing such as derusting, cleaning of weld seams and light deburring work. Can be used on angle grinders up to 80 m/s. With PFERD TOOLS special wire, characterized by high bending fatigue strength.



**Special features:**
- Highly flexible, enabling optimal adjustment to the workpiece contour.
- Creates fine surfaces.

| D [mm] | $W_F$ [mm] | $L_T$ [mm] | $D_T$ | $D_F$ [mm] | Opt. RPM | Max. RPM | | Item no. | Designation |
|---|---|---|---|---|---|---|---|---|---|
| **Steel wire (ST)** | | | | | | | | | |
| 115 | 12 | 25 | M14x2 | 0.30 | 6,300 – 12,500 | 12,500 | 1 | 43502201 | POS RBU 11512/M14 ST 0,30 |
| 125 | 12 | 15 | M14x2 | 0.30 | 5,500 – 11,000 | 11,000 | 1 | 43502301 | POS RBU 12512/M14 ST 0,30 |
| **Stainless steel wire (INOX) –** All INOX brushes are degreased. | | | | | | | | | |
| 115 | 12 | 25 | M14x2 | 0.30 | 5,000 – 12,500 | 12,500 | 1 | 43502202 | POS RBU 11512/M14 INOX 0,30 |
| 125 | 12 | 15 | M14x2 | 0.30 | 4,400 – 11,000 | 11,000 | 1 | 43502302 | POS RBU 12512/M14 INOX 0,30 |



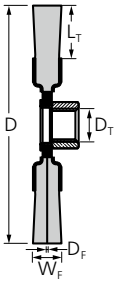


## RBU, for angle grinders

Suitable for medium-duty brushing such as derusting, cleaning of weld seams and light deburring work. Can be used on angle grinders up to 80 m/s.

**Special features:**
- Highly flexible, enabling optimal adjustment to the workpiece contour.
- Creates fine surfaces.

| D [mm] | $W_F$ [mm] | $L_T$ [mm] | $D_T$ | $D_F$ [mm] | Opt. RPM | Max. RPM | | Item no. | Designation |
|---|---|---|---|---|---|---|---|---|---|
| **Steel wire (ST)** | | | | | | | | | |
| 100 | 12 | 17 | M10x1.50 | 0.30 | 6,300 – 12,500 | 12,500 | 1 | 43701273 | POS RBUX 10012/M10x1.5 ST 0.30 |
| | | | | 0.50 | 6,300 – 12,500 | 12,500 | 1 | 43701272 | POS RBUX 10012/M10x1.5 ST 0.50 |
| | | | M14x2 | 0.30 | 6,300 – 12,500 | 12,500 | 1 | 43701274 | POS RBUX 10012/M14 ST 0.30 |
| 115 | 12 | 25 | M14x2 | 0.30 | 6,300 – 12,500 | 12,500 | 1 | 43701271 | POS RBUX 11512/M14 ST 0.30 |
| 125 | 12 | 30 | M14x2 | 0.30 | 6,300 – 12,500 | 12,500 | 1 | 43701270 | POS RBUX 12512/M14 ST 0.30 |
| **Stainless steel wire (INOX)** | | | | | | | | | |
| 100 | 20 | 17 | M10x1.50 | 0.30 | 5,000 – 12,500 | 12,500 | 1 | 47754525 | POS RBUX 10020/M10x1.5 INOX 0.30 |
| | | | M14x2 | 0.30 | 5,000 – 12,500 | 12,500 | 1 | 47754526 | POS RBUX 10020/M14 INOX 0.30 |
| 115 | 12 | 25 | M14x2 | 0.30 | 5,000 – 12,500 | 12,500 | 1 | 47754524 | POS RBUX 11512/M14 INOX 0.30 |
| 125 | 12 | 30 | M14x2 | 0.30 | 5,000 – 12,500 | 12,500 | 1 | 43701275 | POS RBUX 12512/M14 INOX 0.30 |



*New item*



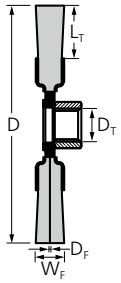




## RBU, with cord wire

Suitable for medium-duty brushing such as derusting, cleaning of weld seams and light deburring work.Brushes with cord wire are particularly robust and durable and are therefore ideally suited to demanding tasks. Cord wire is made of multiple wavy wires which are stranded together. This special wire construction combines the aggressive brushing effect of a knotted brush with the flexibility of a wavy brush, achieving an excellent surface finish and a longer tool life.

**Special features:**
- Highly flexible, enabling optimal adjustment to the workpiece contour.
- Aggressive and effective work due to the special wire construction.
- Longer tool life compared to conventional crimped brushes.

| D [mm] | $W_F$ [mm] | $L_T$ [mm] | $D_T$ | $D_F$ [mm] | Opt. RPM | Max. RPM | | Item no. | Designation |
|---|---|---|---|---|---|---|---|---|---|
| **Brass-plated steel cord wire (LIT STM) –** LIT STM = stranded steel wire, brass-plated | | | | | | | | | |
| 100 | 12 | 17 | M10x1.50 | 0.20 | 6,300 – 12,500 | 12,500 | 1 | 43595070 | POS RBU 10012/M10x1.5 LIT STM 0.20 |
| 115 | 15 | 25 | M14x2 | 0.20 | 6,300 – 12,500 | 12,500 | 1 | 43502203 | POS RBU 11515/M14 LIT STM 0,20 |
| 125 | 15 | 29 | M14x2 | 0.20 | 5,500 – 12,500 | 12,500 | 1 | 43502303 | POS RBU 12515/M14 LIT STM 0,20 |
| **Stainless steel wire cord wire (LIT INOX) –** LIT INOX = stranded INOX wire | | | | | | | | | |
| 100 | 12 | 17 | M10x1.50 | 0.25 | 5,000 – 12,500 | 12,500 | 1 | 43595071 | POS RBU 10012/M10x1.5 LIT INOX 0.25 |
| 115 | 15 | 25 | M14x2 | 0.25 | 5,000 – 12,500 | 12,500 | 1 | 43502204 | POS RBU 11515/M14 LIT INOX 0,25 |
| 125 | 15 | 29 | M14x2 | 0.25 | 4,400 – 12,500 | 12,500 | 1 | 43502304 | POS RBU 12515/M14 LIT INOX 0,25 |



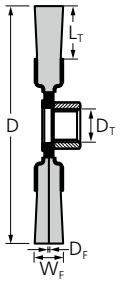


## RBU, POLISCRATCH

Excellent for processing and removing soft materials such as underseal and anti-drumming compound. Most suitable for achieving rough surfaces with a sandblasted appearance due to the specific geometry of the filament material.



**Special features:**
- High cooling effect and no smearing or loading of the brush due to the open construction of the filament material.
- Longer tool life as the brush can be re-sharpened using a sharpening block.
- Use only on speed-adjustable angle and straight grinders.

| D [mm] | $W_F$ [mm] | $L_T$ [mm] | $D_T$ | $D_F$ [mm] | Opt. RPM | Max. RPM | | Item no. | Designation |
|---|---|---|---|---|---|---|---|---|---|
| **Steel wire (ST)** | | | | | | | | | |
| 100 | 20 | 18 | M14x2 | 0.60 | 1,200 – 3,500 | 6,000 | 5 | 43502102 | POS RBU 10020/M14 SC ST 0,60 |

*New item*

# Wheel brushes
knotted

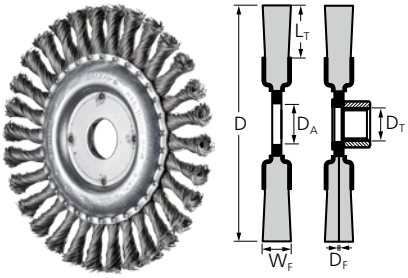


## RBG, industrial use

Aggressive brush. Suitable for heavy-duty brushing in metalwork such as descaling, derusting, deburring, cleaning of weld seams, removal of adhesive residues and spatter. With PFERD TOOLS special wire, characterized by high bending fatigue strength.



**Special features:**
- Aggressive brushing effect due to the very stiff wire knots.

| D [mm] | $W_F$ [mm] | $L_T$ [mm] | $D_A$ / $D_T$ | $D_F$ [mm] | Knots | Opt. RPM | Max. RPM | | Item no. | Designation |
|---|---|---|---|---|---|---|---|---|---|---|
| **Steel wire (ST)** | | | | | | | | | | |
| 100 | 12 | 28 | M14x2 | 0.50 | 22 | 10,000 – 15,000 | 20,000 | 1 | 43302000 | POS RBG 10012/M14 ST 0,50 |
| 115 | 12 | 22 | 22.2 | 0.50 | 24 | 6,300 – 12,500 | 12,500 | 1 | 43312001 | POS RBG 11512/22,2 ST 0,50 |
| | | | | | | | | 10 | 43302120 | RBG 11512/22,2 ST 0,50 |
| | | | M14x2 | 0.50 | 24 | 6,300 – 12,500 | 12,500 | 1 | 43312002 | POS RBG 11512/M14 ST 0,50 |
| | | | X-LOCK | 0.50 | 24 | 6,300 – 12,500 | 12,500 | 1 | 43312031 | POS RBG 11512/X-LOCK ST 0,50 |
| 125 | 12 | 28 | 22.2 | 0.50 | 24 | 5,500 – 12,500 | 12,500 | 1 | 43303005 | POS RBG 12512/22,2 ST 0,50 |
| | | | | | | | | 10 | 43303020 | RBG 12512/22,2 ST 0,50 |
| | | | M14x2 | 0.50 | 24 | 5,500 – 12,500 | 12,500 | 1 | 43303013 | POS RBG 12512/M14 ST 0,50 |
| | | | X-LOCK | 0.50 | 24 | 6,300 – 12,500 | 12,500 | 1 | 43303035 | POS RBG 12512/X-LOCK ST 0,50 |
| 150 | 13 | 26 | 22.2 | 0.60 | 30 | 5,000 – 10,000 | 10,000 | 1 | 43309015 | POS RBG 15013/22,2 ST 0,60 |
| 178 | 13 | 38 | 22.2 | 0.50 | 30 | 4,500 – 8,500 | 9,000 | 1 | 43304001 | POS RBG 17813/22,2 ST 0,50 |
| | | | | | | | | 10 | 43304020 | RBG 17813/22,2 ST 0,50 |
| | | | | 0.80 | 30 | 4,500 – 8,500 | 9,000 | 1 | 43304007 | POS RBG 17813/22,2 ST 0,80 |
| | | | M14x2 | 0.50 | 30 | 4,500 – 8,500 | 9,000 | 1 | 43304009 | POS RBG 17813/M14 ST 0,50 |
| **Stainless steel wire (INOX) –** All INOX brushes are degreased. | | | | | | | | | | |
| 115 | 12 | 22 | 22.2 | 0.35 | 24 | 5,000 – 12,500 | 12,500 | 1 | 43312003 | POS RBG 11512/22,2 INOX 0,35 |
| | | | | | | | | 10 | 43302122 | RBG 11512/22,2 INOX 0,35 |
| | | | | 0.50 | 24 | 5,000 – 12,500 | 12,500 | 1 | 43312006 | POS RBG 11512/22,2 INOX 0,50 |
| | | | | | | | | 10 | 43302124 | RBG 11512/22,2 INOX 0,50 |
| | | | M14x2 | 0.35 | 24 | 5,000 – 12,500 | 12,500 | 1 | 43312004 | POS RBG 11512/M14 INOX 0,35 |
| | | | | 0.50 | 24 | 5,000 – 12,500 | 12,500 | 1 | 43312008 | POS RBG 11512/M14 INOX 0,50 |
| | | | X-LOCK | 0.50 | 24 | 5,000 – 12,500 | 12,500 | 1 | 43312036 | POS RBG 11512/X-LOCK INOX 0,50 |
| 125 | 12 | 28 | 22.2 | 0.35 | 24 | 4,400 – 12,500 | 12,500 | 1 | 43303006 | POS RBG 12512/22,2 INOX 0,35 |
| | | | | | | | | 10 | 43303022 | RBG 12512/22,2 INOX 0,35 |
| | | | | 0.50 | 24 | 4,400 – 12,500 | 12,500 | 1 | 43303008 | POS RBG 12512/22,2 INOX 0,50 |
| | | | | | | | | 10 | 43303024 | RBG 12512/22,2 INOX 0,50 |
| | | | M14x2 | 0.35 | 24 | 4,400 – 12,500 | 12,500 | 1 | 43303007 | POS RBG 12512/M14 INOX 0,35 |
| | | | | 0.50 | 24 | 4,400 – 12,500 | 12,500 | 1 | 43303009 | POS RBG 12512/M14 INOX 0,50 |
| | | | X-LOCK | 0.50 | 24 | 5,000 – 12,500 | 12,500 | 1 | 43303038 | POS RBG 12512/X-LOCK INOX 0,50 |
| 178 | 13 | 38 | 22.2 | 0.35 | 30 | 3,600 – 8,500 | 9,000 | 1 | 43304003 | POS RBG 17813/22,2 INOX 0,35 |
| | | | | | | | | 10 | 43304022 | RBG 17813/22,2 INOX 0,35 |
| | | | | 0.50 | 30 | 3,600 – 8,500 | 9,000 | 1 | 43304002 | POS RBG 17813/22,2 INOX 0,50 |
| | | | | | | | | 10 | 43304024 | RBG 17813/22,2 INOX 0,50 |
| | | | M14x2 | 0.35 | 30 | 3,600 – 8,500 | 9,000 | 1 | 43304010 | POS RBG 17813/M14 INOX 0,35 |
| | | | | 0.50 | 30 | 3,600 – 8,500 | 9,000 | 1 | *43304012* | POS RBG 17813/M14 INOX 0,50 |





*Discontinued product*



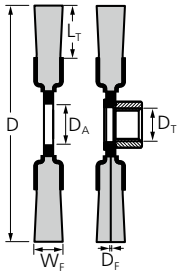




## RBG CT, COMBITWIST, industrial use

Very aggressive brush. Suitable for heavy-duty brushing in metalwork such as descaling, derusting, deburring, cleaning of weld seams and removal of adhesive residues and spatter. Suitable for work on corners and edges as the knots are less likely to unravel. With PFERD TOOLS special wire, characterized by high bending fatigue strength.



**Special features:**

- Maximum economic efficiency due to maximum tool life and stock removal rate.
- High level of comfort thanks to smooth running with no brush recoiling.
- Aggressive brushing effect due to the very stiff wire knots.

| D [mm] | $W_F$ [mm] | $L_T$ [mm] | $D_A$ / $D_T$ | $D_F$ [mm] | Knots | Opt. RPM | Max. RPM | | Item no. | Designation |
|---|---|---|---|---|---|---|---|---|---|---|
| **Steel wire (ST)** | | | | | | | | | | |
| 115 | 12 | 22 | 22.2 | 0.50 | 24 | 6,300 – 12,500 | 12,500 | 1 | 43312011 | POS RBG 11512/22,2 CT ST 0,50 |
| | | | | | | | | 10 | 43302140 | RBG 11512/22,2 CT ST 0,50 |
| | | | M14x2 | 0.50 | 24 | 6,300 – 12,500 | 12,500 | 1 | 43302131 | POS RBG 11512/M14 CT ST 0,50 |
| 125 | 12 | 28 | 22.2 | 0.50 | 24 | 5,500 – 12,500 | 12,500 | 1 | 43303010 | POS RBG 12512/22,2 CT ST 0,50 |
| | | | | | | | | 10 | 43303070 | RBG 12512/22,2 CT ST 0,50 |
| | | | M14x2 | 0.50 | 24 | 5,500 – 12,500 | 12,500 | 1 | 43303051 | POS RBG 12512/M14 CT ST 0,50 |
| 178 | 13 | 38 | 22.2 | 0.50 | 30 | 4,500 – 8,500 | 9,000 | 1 | 43304011 | POS RBG 17813/22,2 CT ST 0,50 |
| | | | | | | | | 10 | 43304040 | RBG 17813/22,2 CT ST 0,50 |
| | | | | 0.80 | 30 | 4,500 – 8,500 | 9,000 | 1 | 43304017 | POS RBG 17813/22,2 CT ST 0,80 |
| **Stainless steel wire (INOX) –** All INOX brushes are degreased. | | | | | | | | | | |
| 115 | 12 | 22 | 22.2 | 0.35 | 24 | 5,000 – 12,500 | 12,500 | 1 | 43312013 | POS RBG 11512/22,2 CT INOX 0,35 |
| | | | | | | | | 10 | 43302142 | RBG 11512/22,2 CT INOX 0,35 |
| | | | | 0.50 | 24 | 5,000 – 12,500 | 12,500 | 1 | 43312015 | POS RBG 11512/22,2 CT INOX 0,50 |
| | | | M14x2 | 0.35 | 24 | 5,000 – 12,500 | 12,500 | 1 | 43302133 | POS RBG 11512/M14 CT INOX 0,35 |
| | | | | 0.50 | 24 | 5,000 – 12,500 | 12,500 | 1 | 43302135 | POS RBG 11512/M14 CT INOX 0,50 |
| 125 | 12 | 28 | 22.2 | 0.35 | 24 | 4,400 – 12,500 | 12,500 | 1 | 43303011 | POS RBG 12512/22,2 CT INOX 0,35 |
| | | | | | | | | 10 | 43303072 | RBG 12512/22,2 CT INOX 0,35 |
| | | | | 0.50 | 24 | 4,400 – 12,500 | 12,500 | 1 | 43303012 | POS RBG 12512/22,2 CT INOX 0,50 |
| | | | | | | | | 10 | 43303074 | RBG 12512/22,2 CT INOX 0,50 |
| | | | M14x2 | 0.35 | 24 | 4,400 – 12,500 | 12,500 | 1 | 43303053 | POS RBG 12512/M14 CT INOX 0,35 |
| | | | | 0.50 | 24 | 4,400 – 12,500 | 12,500 | 1 | 43303055 | POS RBG 12512/M14 CT INOX 0,50 |
| 178 | 13 | 38 | 22.2 | 0.35 | 30 | 3,600 – 8,500 | 9,000 | 1 | 43304013 | POS RBG 17813/22,2 CT INOX 0,35 |
| | | | | 0.50 | 30 | 3,600 – 8,500 | 9,000 | 1 | 43304018 | POS RBG 17813/22,2 CT INOX 0,50 |
| | | | | | | | | 10 | *43304046* | RBG 17813/22,2 CT INOX 0,50 |



*Discontinued product*

# Wheel brushes
knotted



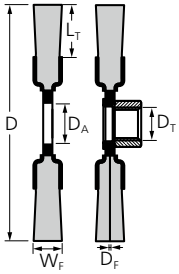


## RBG, industrial use

Aggressive brush. Suitable for heavy-duty brushing in metalwork such as descaling, derusting, deburring, cleaning of weld seams, removal of adhesive residues and spatter.

**Special features:**
- Aggressive brushing effect due to the very stiff wire knots.

| D [mm] | $W_F$ [mm] | $L_T$ [mm] | $D_A$ / $D_T$ | $D_F$ [mm] | Knots | Opt. RPM | Max. RPM | | Item no. | Designation |
|---|---|---|---|---|---|---|---|---|---|---|
| **Steel wire (ST)** | | | | | | | | | | |
| 100 | 12 | 20 | M10x1.50 | 0.50 | 22 | 10,000 – 15,000 | 20,000 | 1 | 43311049 | POS RBGX 10012/M10x1.5 ST .50 |
| | | | 16 | 0.50 | 22 | 10,000 – 15,000 | 20,000 | 1 | 43311094 | POS RBGX 10012/16 ST 0.50 |
| 115 | 12 | 22 | M10x1.50 | 0.50 | 24 | 6,300 – 12,500 | 12,500 | 1 | 43311098 | POS RBGX 11512/M10x 1.5 ST 0.50 |
| | | | M14x2 | 0.50 | 24 | 6,300 – 12,500 | 12,500 | 1 | 43311100 | POS RBGX 11512/M14 ST 0.50 |
| | | | 22.2 | 0.50 | 24 | 6,300 – 12,500 | 12,500 | 1 | 43311097 | POS RBGX 11512/22.2 ST 0.50 |
| 125 | 12 | 27 | M14x2 | 0.50 | 24 | 6,300 – 12,500 | 12,500 | 1 | 43311107 | POS RBGX 12512/M14 ST 0.50 |
| | | | 22.2 | 0.50 | 24 | 6,300 – 12,500 | 12,500 | 1 | 43311103 | POS RBGX 12512/22.2 ST 0.50 |
| 150 | 13 | 30 | 22.2 | 0.50 | 30 | 4,500 – 8,500 | 9,000 | 1 | 43311109 | POS RBGX 15013/22.2 ST 0.50 |
| 178 | 13 | 42 | M14x2 | 0.50 | 30 | 4,500 – 8,500 | 9,000 | 1 | 43311027 | POS RBGX 17813/M14 ST 0.50 |
| | | | 22.2 | 0.50 | 30 | 4,500 – 8,500 | 9,000 | 1 | 43311044 | POS RBGX 17813/22.2 ST 0.50 |
| **Stainless steel wire (INOX)** | | | | | | | | | | |
| 100 | 12 | 20 | M10x1.50 | 0.35 | 22 | 8,000 – 15,000 | 20,000 | 1 | 43311048 | POS RBGX 10012/M10x1.5 INOX 0.35 |
| | | | 16 | 0.35 | 22 | 8,000 – 15,000 | 20,000 | 1 | 43311092 | POS RBGX 10012/16 INOX 0.35 |
| | | | | 0.50 | 22 | 8,000 – 15,000 | 20,000 | 1 | 43311093 | POS RBGX 10012/16 INOX 0.50 |
| 115 | 12 | 22 | M10x1.50 | 0.35 | 24 | 5,000 – 12,500 | 12,500 | 1 | 43311050 | POS RBGX 11512/M10x 1.5 INOX0.35 |
| | | | M14x2 | 0.35 | 24 | 5,000 – 12,500 | 12,500 | 1 | 43311099 | POS RBGX 11512/M14 INOX 0.35 |
| | | | 22.2 | 0.35 | 24 | 5,000 – 12,500 | 12,500 | 1 | 43311095 | POS RBGX 11512/22.2 INOX 0.35 |
| | | | | 0.50 | 24 | 5,000 – 12,500 | 12,500 | 1 | 43311096 | POS RBGX 11512/22.2 INOX 0.50 |
| 125 | 12 | 27 | M14x2 | 0.35 | 24 | 5,000 – 12,500 | 12,500 | 1 | 43311106 | POS RBGX 12512/M14 INOX 0.35 |
| | | | 22.2 | 0.35 | 24 | 5,000 – 12,500 | 12,500 | 1 | 43311101 | POS RBGX 12512/22.2 INOX 0.35 |
| | | | | 0.50 | 24 | 5,000 – 12,500 | 12,500 | 1 | 43311102 | POS RBGX 12512/22.2 INOX 0.50 |
| 150 | 13 | 30 | 22.2 | 0.35 | 30 | 3,600 – 8,500 | 9,000 | 1 | 43311108 | POS RBGX 15013/22.2 INOX 0.35 |
| 178 | 13 | 42 | M14x2 | 0.35 | 30 | 3,600 – 8,500 | 9,000 | 1 | 43401001 | POS RBGX 17813/M14 INOX 0.35 |
| | | | | 0.50 | 30 | 3,600 – 8,500 | 9,000 | 1 | 43401021 | POS RBGX 17813/M14 INOX 0.50 |
| | | | 22.2 | 0.35 | 30 | 3,600 – 8,500 | 9,000 | 1 | 43311110 | POS RBGX 17813/22.2 INOX 0.35 |
| | | | | 0.50 | 30 | 3,600 – 8,500 | 9,000 | 1 | 43311111 | POS RBGX 17813/22.2 INOX 0.50 |

*New item*

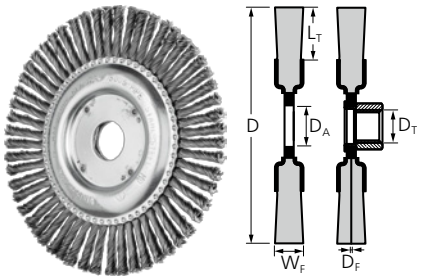


## RBG PIPE, pipeline, industrial use

Aggressive and robust brush that is able to withstand high mechanical loads. Perfect for heavy-duty brushing in pipeline and container construction. With PFERD TOOLS special wire, characterized by high bending fatigue strength.



**Special features:**

- Extra-slim design enables optimal access to hard-to-reach areas such as root weld seams.
- Aggressive brushing effect due to the very stiff wire knots.
- *The BSAD 41/36 x 610 belt grinding adapter achieves a belt length of 610 mm.

| D [mm] | $W_F$ [mm] | $L_T$ [mm] | $D_A$ / $D_T$ | $D_F$ [mm] | Knots | Opt. RPM | Max. RPM | | Item no. | Designation |
|---|---|---|---|---|---|---|---|---|---|---|
| **Steel wire (ST)** | | | | | | | | | | |
| 100 | 6 | 19 | 16 | 0.50 | 32 | 10,000 – 15,000 | 20,000 | 10 | 43301001 | RBG 10006/16,0 PIPE ST 0,50 |
| 115 | 6 | 21 | 22,2 | 0.50 | 36 | 6,300 – 12,500 | 12,500 | 10 | 43302101 | RBG 11506/22,2 PIPE ST 0,50 |
| | | | M14x2 | 0.50 | 36 | 6,300 – 12,500 | 12,500 | 10 | 43302102 | RBG 11506/M14 PIPE ST 0,50 |
| | | | X-LOCK | 0.50 | 32 | 6,300 – 12,500 | 12,500 | 1 | 43302111 | POS RBG 11506/X-LOCK PIPE ST 0,50 |
| 125 | 6 | 18 | 22,2 | 0.50 | 48 | 6,300 – 12,500 | 12,500 | 10 | 43302501 | RBG 12506/22,2 PIPE ST 0,50 |
| | | | M14x2 | 0.50 | 48 | 6,300 – 12,500 | 12,500 | 10 | 43302502 | RBG 12506/M14 PIPE ST 0,50 |
| | | | X-LOCK | 0.50 | 48 | 6,300 – 12,500 | 12,500 | 1 | 43302521 | POS RBG 12506/X-LOCK PIPE ST 0,50 |
| 150 | 6 | 27 | 22,2 | 0.50 | 56 | 5,000 – 10,000 | 10,000 | 10 | 43303501 | RBG 15006/22,2 PIPE ST 0,50 |
| | | | M14x2 | 0.50 | 56 | 5,000 – 10,000 | 10,000 | 10 | 43303502 | RBG 15006/M14 PIPE ST 0,50 |
| 178 | 6 | 28 | 22,2 | 0.50 | 76 | 4,500 – 8,500 | 9,000 | 10 | 43303804 | RBG 17806/22,2 PIPE ST 0,50 76Z |
| | | | M14x2 | 0.50 | 76 | 4,500 – 8,500 | 9,000 | 10 | 43303805 | RBG 17806/M14 PIPE ST 0,50 76Z |
| **Stainless steel wire (INOX) –** All INOX brushes are degreased. | | | | | | | | | | |
| 100 | 6 | 19 | 16 | 0.50 | 32 | 8,000 – 15,000 | 20,000 | 10 | 43301006 | RBG 10006/16,0 PIPE INOX 0,50 |
| 115 | 6 | 21 | 22,2 | 0.50 | 36 | 5,000 – 12,500 | 12,500 | 10 | 43302106 | RBG 11506/22,2 PIPE INOX 0,50 |
| | | | M14x2 | 0.50 | 36 | 5,000 – 12,500 | 12,500 | 10 | 43302107 | RBG 11506/M14 PIPE INOX 0,50 |
| 125 | 6 | 18 | 22,2 | 0.50 | 48 | 5,000 – 12,500 | 12,500 | 10 | 43302506 | RBG 12506/22,2 PIPE INOX 0,50 |
| | | | M14x2 | 0.50 | 48 | 5,000 – 12,500 | 12,500 | 10 | 43302507 | RBG 12506/M14 PIPE INOX 0,50 |
| 150 | 6 | 27 | 22,2 | 0.50 | 56 | 4,000 – 10,000 | 10,000 | 10 | 43303506 | RBG 15006/22,2 PIPE INOX 0,50 |
| | | | M14x2 | 0.50 | 56 | 4,000 – 10,000 | 10,000 | 10 | 43303507 | RBG 15006/M14 PIPE INOX 0,50 |
| 178 | 6 | 28 | 22,2 | 0.50 | 76 | 3,600 – 8,500 | 9,000 | 10 | 43303816 | RBG 17806/22,2 PIPE INOX 0,50 76Z |
| | | | M14x2 | 0.50 | 76 | 3,600 – 8,500 | 9,000 | 10 | 43303817 | RBG 17806/M14 PIPE INOX 0,50 76Z |

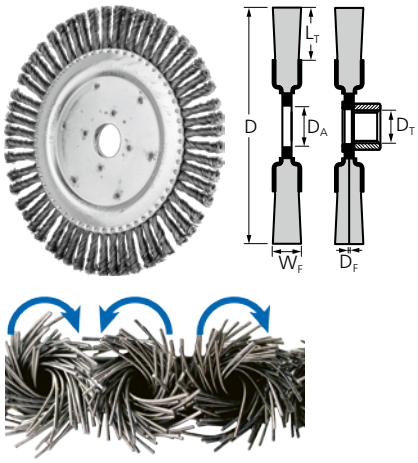


## RBG PIPE CT, pipeline COMBITWIST, industrial use

Very aggressive and robust brush that is able to withstand high mechanical loads. Perfect for heavy-duty brushing in pipeline and container construction. Suitable for work on corners and edges as the knots are less likely to unravel. With PFERD TOOLS special wire, characterized by high bending fatigue strength.

**Special features:**
- Extra-slim design enables optimal access to hard-to-reach areas such as root weld seams.
- Maximum economic efficiency due to maximum tool life and stock removal rate. High level of comfort thanks to smooth running with no brush recoiling.
- Aggressive brushing effect due to the very stiff wire knots.

| D [mm] | $W_F$ [mm] | $L_T$ [mm] | $D_A$ / $D_T$ | $D_F$ [mm] | Knots | Opt. RPM | Max. RPM | | Item no. | Designation |
|---|---|---|---|---|---|---|---|---|---|---|
| **Steel wire (ST)** | | | | | | | | | | |
| 125 | 6 | 18 | 22.2- | 0.50 | 48 | 6,300 – 12,500 | 12,500 | 10 | 43302504 | RBG 12506/22,2 PIPE CT ST 0,50 |
| 178 | 6 | 28 | 22.2- | 0.50 | 72 | 4,500 – 8,500 | 9,000 | 10 | 43303810 | RBG 17806/22,2 PIPE CT ST 0,50 72Z |

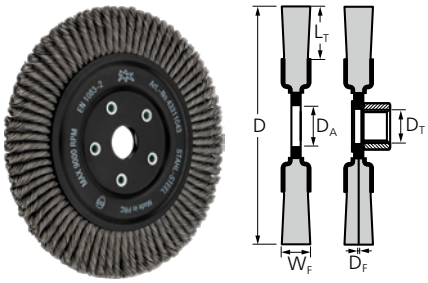


## RBG PIPE, pipeline, industrial use

Aggressive and robust brush that is able to withstand high mechanical loads. Perfect for heavy-duty brushing in pipeline and container construction.

**Special features:**
- Extra-slim design enables optimal access to hard-to-reach areas such as root weld seams.
- Aggressive brushing effect due to the very stiff wire knots.

| D [mm] | $W_F$ [mm] | $L_T$ [mm] | $D_F$ [mm] | Knots | Opt. RPM | Max. RPM | | Item no. | Designation |
|---|---|---|---|---|---|---|---|---|---|
| **Steel wire (ST)** | | | | | | | | | |
| 100 | 6 | 20 | 0.50 | 32 | 10,000 – 15,000 | 20,000 | 10 | 43311031 | RBGX 10006/16 PIPE ST 0.50 |
| 115 | 6 | 22 | 0.50 | 36 | 6,300 – 12,500 | 12,500 | 10 | 43311033 | RBGX 11506/22.2 PIPE ST 0.50 |
| 125 | 6 | 24 | 0.50 | 48 | 6,300 – 12,500 | 12,500 | 10 | 43311035 | RBGX 12506/22.2 PIPE ST 0.50 |
| | | | | | | | | 43311037 | RBGX 12506/M14 PIPE ST 0.50 |
| 150 | 6 | 31 | 0.50 | 56 | 5,000 – 10,000 | 10,000 | 10 | 43311039 | RBGX 15006/22.2 PIPE ST 0.50 |
| 178 | 6 | 35 | 0.50 | 48 | 4,500 – 8,500 | 9,000 | 10 | 43311040 | RBGX 17806/22.2 PIPE ST 0.50 48Z |
| | | | | 60 | 4,500 – 8,500 | 9,000 | 10 | 43311041 | RBGX 17806/22.2 PIPE ST 0.50 60Z |
| | | 31 | 0.50 | 76 | 4,500 – 8,500 | 9,000 | 10 | 43311043 | RBGX 17806/22.2 PIPE ST 0.50 76Z |
| **Stainless steel wire (INOX)** | | | | | | | | | |
| 100 | 6 | 20 | 0.50 | 32 | 8,000 – 15,000 | 20,000 | 10 | 43311029 | RBGX 10006/16 PIPE INOX 0.50 |
| 115 | 6 | 22 | 0.50 | 36 | 5,000 – 12,500 | 12,500 | 10 | 43311032 | RBGX 11506/22.2 PIPE INOX 0.50 |
| 125 | 6 | 24 | 0.50 | 48 | 5,000 – 12,500 | 12,500 | 10 | 43311034 | RBGX 12506/22.2 PIPE INOX 0.50 |
| | | | | | | | | 43311036 | RBGX 12506/M14 PIPE INOX 0.50 |
| 150 | 6 | 31 | 0.50 | 56 | 4,000 – 10,000 | 10,000 | 10 | 43311038 | RBGX 15006/22.2 PIPE INOX 0.50 |
| 178 | 6 | 35 | 0.50 | 48 | 3,600 – 8,500 | 9,000 | 10 | 43311051 | RBGX 17806/22.2 PIPE INOX 0.50 48Z |
| | | | | 60 | 3,600 – 8,500 | 9,000 | 10 | 43311052 | RBGX 17806/22.2 PIPE INOX 0.50 60Z |
| | | 31 | 0.50 | 76 | 3,600 – 8,500 | 9,000 | 10 | 43311045 | RBGX 17806/22.2 PIPE INOX 0.50 76Z |



*New item*

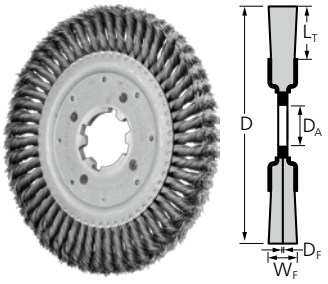


## RBG, stationary

Aggressive and robust brush that is able to withstand high mechanical loads. Suitable for all heavy-duty stationary and automated brushing, e.g. deburring work.



**Special features:**
- Aggressive brushing effect due to the very stiff wire knots.
- Can be used with all commercially available stationary drive systems and bench grinders thanks to the variable hole diameter.

| D [mm] | $W_F$ [mm] | $L_T$ [mm] | $D_A$ [mm] | $D_F$ [mm] | Knots | Opt. RPM | Max. RPM | | Item no. | Designation |
|---|---|---|---|---|---|---|---|---|---|---|
| **Steel wire (ST)** | | | | | | | | | | |
| 200 | 16 | 44 | 50.8 | 0.50 | 34 | 4,000 – 6,500 | 8,500 | 1 | 43310015 | RBG 20016/50,8 ST 0,50 |
| 250 | 16 | 41 | 50.8 | 0.35 | 54 | 2,000 – 3,400 | 4,500 | 1 | 43310510 | RBG 25016/50,8 ST 0,35 |
| | | | | 0.50 | 54 | 2,000 – 3,400 | 4,500 | 1 | 43310515 | RBG 25016/50,8 ST 0,50 |

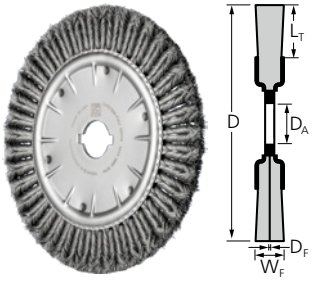


## RBG, CT, COMBITWIST stationary

Aggressive and robust brush that is able to withstand high mechanical loads. Suitable for all heavy-duty stationary and automated brushing, e.g. deburring work. Suitable for work on corners and edges as the knots are less likely to unravel.

**Special features:**
- Maximum economic efficiency due to maximum tool life and stock removal rate. High level of comfort thanks to smooth running with no brush recoiling.
- Aggressive brushing effect due to the very stiff wire knots.
- Can be used with all commercially available stationary drive systems and bench grinders thanks to the variable hole diameter.

| D [mm] | $W_F$ [mm] | $L_T$ [mm] | $D_A$ [mm] | $D_F$ [mm] | Knots | Opt. RPM | Max. RPM | | Item no. | Designation |
|---|---|---|---|---|---|---|---|---|---|---|
| **Steel wire (ST)** | | | | | | | | | | |
| 350 | 20 | 56 | 50.8 | 0.50 | 80 | 700 – 3,000 | 3,600 | 1 | 79182019 | RBG 35020/50,8 CT ST 0,50 |
| 380 | 20 | 67 | 50.8 | 0.50 | 80 | 700 – 3,000 | 3,600 | 1 | 79182020 | RBG 38020/50,8 CT ST 0,50 |

# Wheel brushes
## crimped, with hole

PFERD TOOLS



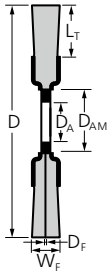


### RBU, slim, industrial use

Excellent for medium-duty hand-held or automated brushing of workpieces with large surfaces. With PFERD TOOLS special wire, characterized by high bending fatigue strength.

**Special features:**

- Can be used with all commercially available stationary drive systems and bench grinders thanks to the variable hole diameter.
- The special design enables bunching to create wide gapless rollers. This enables a uniform surface finish to be achieved.
- Highly flexible, enabling optimal adjustment to the workpiece contour.

| D [mm] | $W_F$ [mm] | $L_T$ [mm] | $D_A$ [mm] | $D_{AM}$ [mm] | Grit size | $D_F$ [mm] | Opt. RPM | Max. RPM | | Item no. | Designation |
|---|---|---|---|---|---|---|---|---|---|---|---|
| **Steel wire (ST)** | | | | | | | | | | | |
| 100 | 12 | 24 | 14 | - | - | 0.15 | 4,000 – 6,000 | 8,000 | 2 | 43502005 | RBU 10012/14,0 ST 0,15 |
| | | | | | | 0.30 | 4,000 – 6,000 | 8,000 | 2 | 43502009 | RBU 10012/14,0 ST 0,30 |
| 125 | 12 | 32 | 14 | - | - | 0.30 | 4,000 – 6,000 | 8,000 | 2 | 43503001 | RBU 12512/14,0 ST 0,30 |
| 150 | 12 | 28 | 22.2 | 31.8 | - | 0.25 | 3,000 – 4,500 | 6,000 | 2 | 43505005 | RBU 15012/22,2 ST 0,25 |
| 180 | 12 | 43 | 22.2 | 31.8 | - | 0.30 | 3,000 – 4,500 | 6,000 | 2 | 43505201 | RBU 18012/22,2 ST 0,30 |
| 200 | 16 | 44 | 22.2 | 31.8 | - | 0.25 | 3,000 – 4,500 | 6,000 | 2 | 43506005 | RBU 20016/22,2 ST 0,25 |
| 250 | 20 | 47 | 22.2 | 31.8 | - | 0.25 | 1,800 – 2,700 | 3,600 | 2 | 43506505 | RBU 25020/22,2 ST 0,25 |
| **Stainless steel wire (INOX) –** All INOX brushes are degreased. | | | | | | | | | | | |
| 125 | 12 | 32 | 14 | - | - | 0.30 | 3,200 – 5,200 | 8,000 | 2 | 43503003 | RBU 12512/14,0 INOX 0,30 |
| 150 | 12 | 28 | 22.2 | 31.8 | - | 0.30 | 2,400 – 3,900 | 6,000 | 2 | 43505006 | RBU 15012/22,2 INOX 0,30 |
| 180 | 12 | 43 | 22.2 | 31.8 | - | 0.30 | 2,400 – 3,900 | 6,000 | 2 | 43505202 | RBU 18012/22,2 INOX 0,30 |
| 200 | 16 | 44 | 22.2 | 31.8 | - | 0.30 | 2,400 – 3,900 | 6,000 | 2 | 43506010 | RBU 20016/22,2 INOX 0,30 |
| 250 | 20 | 47 | 22.2 | 31.8 | - | 0.30 | 1,400 – 2,300 | 3,600 | 2 | 43506506 | RBU 25020/22,2 INOX 0,30 |
| **Silicon carbide (SiC) plastic filament** | | | | | | | | | | | |
| 100 | 12 | 22 | 12 | - | 80 | 1.10 | 3,200 – 5,200 | 8,000 | 2 | 43502012 | RBU 10012/12,0 SiC 80 1,00 |
| | | | | | 180 | 0.90 | 3,200 – 5,200 | 8,000 | 2 | 43502004 | RBU 10012/12,0 SiC 180 0,90 |
| 150 | 16 | 32 | 12 | 31.8 | 80 | 1.10 | 2,400 – 3,900 | 8,000 | 2 | 43505008 | RBU 15016/12,0 SiC 80 1,00 |
| | | | | | 180 | 0.90 | 2,400 – 3,900 | 8,000 | 2 | 43505004 | RBU 15016/12,0 SiC 180 0,90 |
| 200 | 16 | 32 | 22.2 | 31.8 | 80 | 1.10 | 1,800 – 2,900 | 4,500 | 2 | 43506007 | RBU 20016/22,2 SiC 80 1,00 |
| | | | | | 180 | 0.90 | 1,800 – 2,900 | 4,500 | 2 | 43506004 | RBU 20016/22,2 SiC 180 0,90 |
| 250 | 16 | 38 | 22.2 | 31.8 | 80 | 1.10 | 1,400 – 2,300 | 3,600 | 2 | 43506508 | RBU 25016/22,2 SiC 80 1,00 |
| | | | | | 180 | 0.90 | 1,400 – 2,300 | 3,600 | 2 | 43506504 | RBU 25016/22,2 SiC 180 0,90 |
| **Ceramic oxide grain (CO) plastic filament** | | | | | | | | | | | |
| 150 | 16 | 28 | 12 | 31.8 | 120 | 1.10 | 2,400 – 3,900 | 6,000 | 2 | 43505009 | RBU 15016/12,0 CO 120 1,10 |
| 200 | 16 | 38 | 22.2 | 31.8 | 120 | 1.10 | 1,800 – 2,900 | 4,500 | 2 | 43506011 | RBU 20016/22,2 CO 120 1,10 |
| **Nylon plastic filament** | | | | | | | | | | | |
| 100 | 12 | 22 | 12 | - | - | 0.40 | 3,200 – 5,200 | 8,000 | 2 | 43502027 | RBU 10012/12,0 Nylon 0,40 |



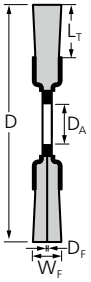


## RBU, slim DIA

Brushes with diamond (DIA) filament material are suitable for applications that place particular demands on the aggressiveness of the brush. Excellent for hand-held or automated brushing of workpieces with large surfaces.



**Special features:**
- Can be used with all commercially available stationary drive systems and bench grinders thanks to the variable hole diameter.
- The special design enables bunching to create wide gapless rollers. This enables a uniform surface finish to be achieved.
- Highly flexible, enabling optimal adjustment to the workpiece contour.

| D [mm] | $W_F$ [mm] | $L_T$ [mm] | $D_A$ [mm] | Grit size | $D_F$ [mm] | Opt. RPM | Max. RPM | | Item no. | Designation |
|---|---|---|---|---|---|---|---|---|---|---|
| **Diamond (DIA) plastic filament** | | | | | | | | | | |
| 100 | 12 | 19 | 16 | 600 | 0.35 | 2,000 – 5,000 | 12,000 | 1 | 43317017 | RBU 10012/16,0 DIA 600 0,35 |
| 150 | 13 | 28 | 31.8 | 600 | 0.35 | 1,000 – 3,500 | 6,000 | 1 | 79184323 | RBU 15012/31,8 DIA 600 0,35 |
| 200 | 13 | 38 | 50.8 | 600 | 0.35 | 900 – 1,500 | 4,500 | 1 | 79184322 | RBU 20012/50,8 DIA 600 0,35 |



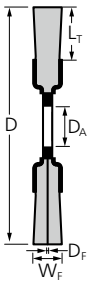


## RBU, slim, stationary

Ideal for processing aluminium due to the longer trim length and higher degree of flexibility. Suitable for use on stationary machines, automated centres and robots.



**Special features:**
- The special design enables bunching to create wide gapless rollers. This enables a uniform surface finish to be achieved.
- Highly flexible, enabling optimal adjustment to the workpiece contour.

| D [mm] | $W_F$ [mm] | $L_T$ [mm] | $D_A$ | Grit size | $D_F$ [mm] | Opt. RPM | Max. RPM | | Item no. | Designation |
|---|---|---|---|---|---|---|---|---|---|---|
| **Silicon carbide (SiC) plastic filament** | | | | | | | | | | |
| 200 | 13 | 43 | 50.8 | 120 | 0.55 | 2,400 – 3,900 | 6,000 | 1 | 43505904 | RBU 20013/50,8 SiC 120 0,55 |
| | | | | 180 | 0.90 | 2,400 – 3,900 | 6,000 | 1 | 43505914 | RBU 20013/50,8 SiC 180 0,90 |
| | | | | 320 | 0.55 | 2,400 – 3,900 | 6,000 | 1 | 43505924 | RBU 20013/50,8 SiC 320 0,55 |
| 250 | 15 | 55 | 50.8 | 120 | 0.55 | 1,400 – 2,300 | 3,600 | 1 | 43506514 | RBU 25015/50,8 SiC 120 0,55 |
| | | | | 180 | 0.90 | 1,400 – 2,300 | 3,600 | 1 | 43506524 | RBU 25015/50,8 SiC 180 0,90 |
| | | | | 320 | 0.55 | 1,400 – 2,300 | 3,600 | 1 | 43506534 | RBU 25015/50,8 SiC 320 0,55 |
| **Ceramic oxide grain (CO) plastic filament** | | | | | | | | | | |
| 200 | 13 | 46 | 50.8 | 120 | 1.10 | 2,400 – 3,900 | 6,000 | 1 | 43505930 | RBU 20013/50,8 CO 120 1,10 |
| 250 | 15 | 63 | 50.8 | 120 | 1.10 | 1,400 – 2,300 | 3,600 | 1 | 43506540 | RBU 25015/50,8 CO 120 1,10 |

# Wheel brushes
## crimped, with hole




### RBU, wide, universal use

Excellent for medium-duty hand-held or automated brushing of workpieces with large surfaces. Developed for general use in the workshop.



**Special features:**

- Can be used with all commercially available stationary drive systems and bench grinders thanks to the variable hole diameter.
- Highly flexible, enabling optimal adjustment to the workpiece contour.

| D [mm] | $W_F$ [mm] | $L_T$ [mm] | $D_A$ [mm] | $D_{AM}$ [mm] | Grit size | $D_F$ [mm] | Opt. RPM | Max. RPM | | Item no. | Designation |
|---|---|---|---|---|---|---|---|---|---|---|---|
| **Steel wire (ST)** | | | | | | | | | | | |
| 80 | 20 | 20 | 10/12/14 | 20 | - | 0.15 | 5,000 – 7,500 | 10,000 | 1 | 43701103 | POS RBU 8020/20 ST 0,15 |
| | | | | | | 0.20 | 5,000 – 7,500 | 10,000 | 1 | 43701104 | POS RBU 8020/20 ST 0,20 |
| 100 | 20 | 25 | 12/14/18/22.2/25.4 | 30 | - | 0.30 | 4,000 – 6,000 | 8,000 | 1 | 43701105 | POS RBU 10020/14,0 ST 0,30 |
| | 28 | 25 | 12/14/18/22.2/25.4 | 30 | - | 0.30 | 4,000 – 6,000 | 8,000 | 1 | 43701109 | POS RBU 10028/14,0 ST 0,30 |
| 125 | 20 | 30 | 12/14/18/22.2/25.4 | 30 | - | 0.30 | 3,000 – 4,500 | 6,000 | 1 | 43701115 | POS RBU 12520/14,0 ST 0,30 |
| | 28 | 30 | 12/14/18/22.2/25.4 | 30 | - | 0.30 | 3,000 – 4,500 | 6,000 | 1 | *43701119* | POS RBU 12528/14,0 ST 0,30 |
| 150 | 25 | 25 | AK 32-2 | 50.8 | - | 0.20 | 3,000 – 4,500 | 6,000 | 1 | 43701205 | POS RBU 15025/AK32-2 ST 0,20 |
| | | | | | | 0.30 | 3,000 – 4,500 | 6,000 | 1 | 43701209 | POS RBU 15025/AK32-2 ST 0,30 |
| | 38 | 25 | AK 32-2 | 50.8 | - | 0.20 | 3,000 – 4,500 | 6,000 | 1 | 43701213 | POS RBU 15038/AK32-2 ST 0,20 |
| | | | | | | 0.30 | 3,000 – 4,500 | 6,000 | 1 | 43701217 | POS RBU 15038/AK32-2 ST 0,30 |
| 180 | 25 | 40 | AK 32-2 | 50.8 | - | 0.20 | 3,000 – 4,500 | 6,000 | 1 | 43701235 | POS RBU 18025/AK32-2 ST 0,20 |
| | | | | | | 0.30 | 3,000 – 4,500 | 6,000 | 1 | 43701239 | POS RBU 18025/AK32-2 ST 0,30 |
| | 38 | 40 | AK 32-2 | 50.8 | - | 0.30 | 3,000 – 4,500 | 6,000 | 1 | 43701245 | POS RBU 18038/AK32-2 ST 0,30 |
| 200 | 25 | 50 | AK 32-2 | 50.8 | - | 0.20 | 2,300 – 3,400 | 4,500 | 1 | 43701255 | POS RBU 20025/AK32-2 ST 0,20 |
| | | | | | | 0.30 | 2,300 – 3,400 | 4,500 | 1 | 43701259 | POS RBU 20025/AK32-2 ST 0,30 |
| | 38 | 50 | AK 32-2 | 50.8 | - | 0.30 | 2,300 – 3,400 | 4,500 | 1 | 43701265 | POS RBU 20038/AK32-2 ST 0,30 |
| 250 | 30 | 54 | AK 32-2 | 50.8 | - | 0.20 | 1,400 – 2,300 | 3,600 | 1 | 43740130 | POS RBU 25030/AK32-2 ST 0,20 |
| | | | | | | 0.30 | 1,400 – 2,300 | 3,600 | 1 | 43740131 | POS RBU 25030/AK32-2 ST 0,30 |
| **Stainless steel wire (INOX)** | | | | | | | | | | | |
| 80 | 20 | 20 | 10/12/14 | 20 | - | 0.15 | 4,000 – 6,500 | 10,000 | 1 | 43701107 | POS RBU 8020/20 INOX 0,15 |
| | | | | | | 0.20 | 4,000 – 6,500 | 10,000 | 1 | 43701108 | POS RBU 8020/20 INOX 0,20 |
| 100 | 20 | 25 | 12/14/18/22.2/25.4 | 30 | - | 0.30 | 3,200 – 5,200 | 8,000 | 1 | 43701106 | POS RBU 10020/14,0 INOX 0,30 |
| | 28 | 25 | 12/14/18/22.2/25.4 | 30 | - | 0.30 | 3,200 – 5,200 | 8,000 | 1 | 43701110 | POS RBU 10028/14,0 INOX 0,30 |
| 125 | 20 | 30 | 12/14/18/22.2/25.4 | 30 | - | 0.30 | 2,400 – 3,900 | 6,000 | 1 | 43701116 | POS RBU 12520/14,0 INOX 0,30 |
| | 28 | 30 | 12/14/18/22.2/25.4 | 30 | - | 0.30 | 2,400 – 3,900 | 6,000 | 1 | *43701120* | POS RBU 12528/14,0 INOX 0,30 |
| 150 | 25 | 25 | AK 32-2 | 50.8 | - | 0.20 | 2,400 – 3,900 | 6,000 | 1 | 43701206 | POS RBU 15025/AK32-2 INOX 0,20 |
| | | | | | | 0.30 | 2,400 – 3,900 | 6,000 | 1 | 43701210 | POS RBU 15025/AK32-2 INOX 0,30 |
| | 38 | 25 | AK 32-2 | 50.8 | - | 0.20 | 2,400 – 3,900 | 6,000 | 1 | 43701214 | POS RBU 15038/AK32-2 INOX 0,20 |
| | | | | | | 0.30 | 2,400 – 3,900 | 6,000 | 1 | 43701218 | POS RBU 15038/AK32-2 INOX 0,30 |
| 180 | 25 | 40 | AK 32-2 | 50.8 | - | 0.20 | 2,400 – 3,900 | 6,000 | 1 | 43701236 | POS RBU 18025/AK32-2 INOX 0,20 |
| | | | | | | 0.30 | 2,400 – 3,900 | 6,000 | 1 | 43701240 | POS RBU 18025/AK32-2 INOX 0,30 |
| | 38 | 40 | AK 32-2 | 50.8 | - | 0.30 | 2,400 – 3,900 | 6,000 | 1 | 43701246 | POS RBU 18038/AK32-2 INOX 0,30 |
| 200 | 25 | 50 | AK 32-2 | 50.8 | - | 0.20 | 1,800 – 2,900 | 4,500 | 1 | 43701256 | POS RBU 20025/AK32-2 INOX 0,20 |
| | | | | | | 0.30 | 1,800 – 2,900 | 4,500 | 1 | 43701260 | POS RBU 20025/AK32-2 INOX 0,30 |
| | 38 | 50 | AK 32-2 | 50.8 | - | 0.30 | 1,800 – 2,900 | 4,500 | 1 | 43701266 | POS RBU 20038/AK32-2 INOX 0,30 |
| 250 | 30 | 54 | AK 32-2 | 50.8 | - | 0.20 | 1,400 – 2,300 | 3,600 | 1 | 43740132 | POS RBU 25030/AK32-2 INOX 0,20 |

*Continued on next page*



*Discontinued product*

# Wheel brushes
crimped, with hole

| D [mm] | $W_F$ [mm] | $L_T$ [mm] | $D_A$ [mm] | $D_{AM}$ [mm] | Grit size | $D_F$ [mm] | Opt. RPM | Max. RPM | | Item no. | Designation |
|---|---|---|---|---|---|---|---|---|---|---|---|
| 250 | 30 | 54 | AK 32-2 | 50.8 | - | 0.30 | 1,400 – 2,300 | 3,600 | 1 | 43740133 | POS RBU 25030/AK32-2 INOX 0,30 |
| **Silicon carbide (SiC) plastic filament** | | | | | | | | | | | |
| 150 | 25 | 35 | AK 32-2 | 50.8 | 120 | 0.55 | 2,400 – 3,900 | 6,000 | 1 | 43701181 | POS RBU 15025/AK32-2 SiC 120 0,55 |
| | | | | | | 1.10 | 2,400 – 3,900 | 6,000 | 1 | 43701182 | POS RBU 15025/AK32-2 SiC 120 1,10 |
| | | | | | 320 | 0.55 | 2,400 – 3,900 | 6,000 | 1 | 43701183 | POS RBU 15025/AK32-2 SiC 320 0,55 |
| 200 | 25 | 50 | AK 32-2 | 50.8 | 120 | 1.10 | 2,400 – 3,900 | 6,000 | 1 | 43701257 | POS RBU 20025/AK32-2 SiC 120 1,10 |
| 250 | 30 | 54 | AK 32-2 | 50.8 | 120 | 1.10 | 1,400 – 2,300 | 3,600 | 1 | 43740134 | POS RBU 25030/AK32-2 SiC 120 1,10 |




## RBU, wide, industrial use

Excellent for medium-duty hand-held or automated brushing of workpieces with large surfaces. Developed specially for industrial use. The brush impresses with its very long tool life, which ensures high economic efficiency. With PFERD TOOLS special wire, characterized by high bending fatigue strength.



**Special features:**
- Can be used with all commercially available stationary drive systems and bench grinders thanks to the variable hole diameter.
- The special design enables bunching to create wide gapless rollers. This enables a uniform surface finish to be achieved.
- Highly flexible, enabling optimal adjustment to the workpiece contour.

| D [mm] | $W_F$ [mm] | $L_T$ [mm] | $D_A$ [mm] | $D_{AM}$ [mm] | $D_F$ [mm] | Opt. RPM | Max. RPM | | Item no. | Designation |
|---|---|---|---|---|---|---|---|---|---|---|
| **Steel wire (ST)** | | | | | | | | | | |
| 100 | 28 | 19 | 14.0/18.0/22.2 | 25.4 | 0.30 | 4,000 – 6,000 | 8,000 | 1 | *43502001* | RBU 10028/14,0 ST 0,30 |
| 150 | 25 | 25 | AK 32-2 | 50.8 | 0.30 | 3,000 – 4,500 | 6,000 | 1 | 43505101 | RBU 15025/AK32-2 ST 0,30 |
| | 38 | 25 | AK 32-2 | 50.8 | 0.30 | 3,000 – 4,500 | 6,000 | 1 | 43505001 | RBU 15038/AK32-2 ST 0,30 |
| 180 | 25 | 40 | AK 32-2 | 50.8 | 0.30 | 3,000 – 4,500 | 6,000 | 1 | 43505210 | RBU 18025/AK32-2 ST 0,30 |
| 200 | 25 | 38 | AK 32-2 | 50.8 | 0.30 | 2,300 – 3,400 | 4,500 | 1 | 43506101 | RBU 20025/AK32-2 ST 0,30 |
| | 38 | 38 | AK 32-2 | 50.8 | 0.30 | 2,300 – 3,400 | 4,500 | 1 | 43506001 | RBU 20038/AK32-2 ST 0,30 |
| 250 | 30 | 50 | AK 32-2 | 50.8 | 0.30 | 1,800 – 2,700 | 3,600 | 1 | 43506601 | RBU 25030/AK32-2 ST 0,30 |
| | 48 | 50 | AK 32-2 | 50.8 | 0.30 | 1,800 – 2,700 | 3,600 | 1 | 43506501 | RBU 25048/AK32-2 ST 0,30 |
| 300 | 40 | 40 | 50.8 | 117.5 | 0.30 | 1,500 – 2,500 | 3,000 | 1 | 43507027 | RBU 30040/50,8 ST 0,30 |
| **Stainless steel wire (INOX) –** All INOX brushes are degreased. | | | | | | | | | | |
| 150 | 25 | 25 | AK 32-2 | 50.8 | 0.30 | 2,400 – 3,900 | 6,000 | 1 | 43505102 | RBU 15025/AK32-2 INOX 0,30 |
| | 38 | 25 | AK 32-2 | 50.8 | 0.30 | 2,400 – 3,900 | 6,000 | 1 | 43505003 | RBU 15038/AK32-2 INOX 0,30 |
| 180 | 25 | 40 | AK 32-2 | 50.8 | 0.30 | 2,400 – 3,900 | 6,000 | 1 | 43505212 | RBU 18025/AK32-2 INOX 0,30 |
| 200 | 25 | 38 | AK 32-2 | 50.8 | 0.30 | 1,800 – 2,900 | 4,500 | 1 | 43506102 | RBU 20025/AK32-2 INOX 0,30 |
| | 38 | 38 | AK 32-2 | 50.8 | 0.30 | 1,800 – 2,900 | 4,500 | 1 | 43506003 | RBU 20038/AK32-2 INOX 0,30 |
| 250 | 30 | 50 | AK 32-2 | 50.8 | 0.30 | 1,400 – 2,300 | 3,600 | 1 | 43506603 | RBU 25030/AK32-2 INOX 0,30 |
| | 48 | 50 | AK 32-2 | 50.8 | 0.30 | 1,400 – 2,300 | 3,600 | 1 | 43506503 | RBU 25048/AK32-2 INOX 0,30 |



*Discontinued product*

# Wheel brushes
## crimped, with hole

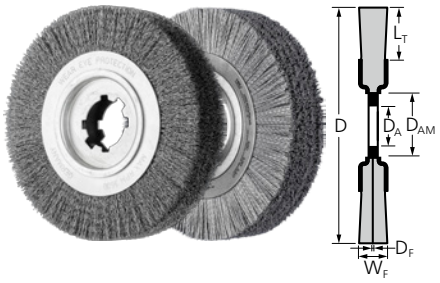


### RBU, deburring brushes

Particularly suitable for deburring pipes, cut edges and small parts on stationary machines.



**Special features:**

- Individual check for imbalance guarantees smooth running.
- Maximum tool life thanks to high filament density.
- Highly flexible, enabling optimal adjustment to the workpiece contour.

| D [mm] | $W_F$ [mm] | $L_T$ [mm] | $D_A$ [mm] | $D_{AM}$ [mm] | Grit size | $D_F$ [mm] | Opt. RPM | Max. RPM | | Item no. | Designation |
|---|---|---|---|---|---|---|---|---|---|---|---|
| **Steel wire (ST)** | | | | | | | | | | | |
| 250 | 60 | 50 | 50.8 | 100 | - | 0.20 | 1,800 – 2,700 | 3,600 | 1 | *43506701* | RBU 25060/50,8 ST 0,20 |
| | | | | | | 0.35 | 1,800 – 2,700 | 3,600 | 1 | 43506711 | RBU 25060/50,8 ST 0,35 |
| | | | | | | 0.50 | 1,800 – 2,700 | 3,600 | 1 | 43506721 | RBU 25060/50,8 ST 0,50 |
| | 80 | 50 | 50.8 | 100 | - | 0.35 | 1,800 – 2,700 | 3,600 | 1 | 43506741 | RBU 25080/50,8 ST 0,35 |
| | 100 | 50 | 50.8 | 100 | - | 0.35 | 1,800 – 2,700 | 3,600 | 1 | 43506811 | RBU 250100/50,8 ST 0,35 |
| | | | | | | 0.50 | 1,800 – 2,700 | 3,600 | 1 | 43506821 | RBU 250100/50,8 ST 0,50 |
| **Brass-plated steel cord wire (LIT STM) –** LIT STM = stranded steel wire, brass-plated | | | | | | | | | | | |
| 250 | 60 | 50 | 50.8 | 100 | - | 0.35 | 1,800 – 2,700 | 3,600 | 1 | 43506716 | RBU 25060/50,8 LIT ST 0,35 |
| **Stainless steel wire (INOX)** | | | | | | | | | | | |
| 250 | 60 | 50 | 50.8 | 100 | - | 0.20 | 1,400 – 2,300 | 3,600 | 1 | 43506702 | RBU 25060/50,8 INOX 0,20 |
| | | | | | | 0.35 | 1,400 – 2,300 | 3,600 | 1 | 43506712 | RBU 25060/50,8 INOX 0,35 |
| | | | | | | 0.50 | 1,400 – 2,300 | 3,600 | 1 | 43506722 | RBU 25060/50,8 INOX 0,50 |
| | 100 | 50 | 50.8 | 100 | - | 0.35 | 1,400 – 2,300 | 3,600 | 1 | 43506812 | RBU 250100/50,8 INOX 0,35 |
| **Silicon carbide (SiC) plastic filament** | | | | | | | | | | | |
| 250 | 60 | 45 | 50.8 | 100 | 120 | 1.10 | 1,400 – 2,300 | 3,600 | 1 | 43506724 | RBU 25060/50,8 SiC 120 1,10 |





*Discontinued product*

# Polyamide abrasive brushes
with hole



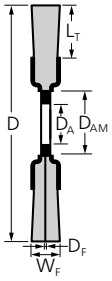


## RAB

Flexible abrasive brush with radial plastic filaments interspersed with integrated ceramic abrasive grain. The robust solid plastic design ensures consistent results over the entire tool life. The curved filament adapts flexibly to the workpiece contour and enables efficient working, even on complex geometries and in hard-to-reach areas. Polyamide abrasive brushes are particularly well-suited to cleaning, light deburring and the removal of coatings and corrosion residue on metal surfaces.

**Special features:**
- Flexible filaments interspersed with ceramic abrasive grain for consistent stock removal and optimum adaptation to contours.
- Consistent surface finish over the entire tool life with high process reliability.
- The metal-free design prevents damage and contamination on the workpiece.

| D [mm] | $W_F$ [mm] | $L_T$ [mm] | $D_A$ [mm] | $D_{AM}$ [mm] | Grit size | Number of segments [Piece] | Opt. RPM | Max. RPM | | Item no. | Designation |
|---|---|---|---|---|---|---|---|---|---|---|---|
| **Ceramic oxide grain (CO) plastic filament** | | | | | | | | | | | |
| 150 | 15 | 36 | 25.4 | 50.8 | 80 | 8 | 1,400 – 4,000 | 6,000 | 1 | 43311074 | POS RAB 15015/25.4 TC CO 80 |
| | | | | | 120 | 8 | 1,400 – 4,000 | 6,000 | 1 | 43311072 | POS RAB 15015/25.4 TC CO 120 |
| | | | | | 220 | 8 | 1,400 – 4,000 | 6,000 | 1 | 43311073 | POS RAB 15015/25.4 TC CO 220 |
| 200 | 15 | 40 | 31.8 | 76.2 | 80 | 8 | 1,000 – 3,000 | 4,000 | 1 | 43311077 | POS RAB 20015/31.75 TC CO 80 |
| | | | | | 120 | 8 | 1,000 – 3,000 | 4,000 | 1 | 43311076 | POS RAB 20015/31.75 TC CO 120 |
| | | | | | 220 | 8 | 1,000 – 3,000 | 4,000 | 1 | 43311075 | POS RAB 20015/31.75 TC CO 220 |



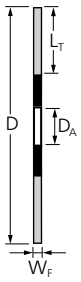


## RABS, single segment

Single segments with curved filament to customize the configuration of polyamide abrasive brushes. Thanks to the modular plug-in system, several segments can be flexibly assembled on a mount. This means the filament width can be adapted to suit the respective application. Ideal for cleaning, light deburring and the removal of coatings and corrosion residue on metal surfaces.

**Special features:**
- Modular plug-in system to customize the filament width and tool configuration.
- Flexible filaments interspersed with ceramic abrasive grain for consistent stock removal and optimum adaptation to contours.

| D [mm] | $W_F$ [mm] | $L_T$ [mm] | $D_A$ [mm] | Grit size | Opt. RPM | Max. RPM | | Item no. | Designation |
|---|---|---|---|---|---|---|---|---|---|
| **Ceramic oxide grain (CO) plastic filament** | | | | | | | | | |
| 150 | 1.6 | 36 | 50.8 | 80 | 1,400 – 4,000 | 6,000 | 10 | 43595087 | RABS 1521.6/50.8 TC CO 80 |
| | | | | 120 | 1,400 – 4,000 | 6,000 | 10 | 43595085 | RABS 1521.6/50.8 TC CO 120 |
| | | | | 220 | 1,400 – 4,000 | 6,000 | 10 | 43595086 | RABS 1521.6/50.8 TC CO 220 |
| 200 | 1.8 | 40 | 76.2 | 80 | 1,000 – 3,000 | 4,000 | 10 | 43595093 | RABS 2001.8/50.8 TC CO 80 |
| | | | | 120 | 1,000 – 3,000 | 4,000 | 10 | 43595091 | RABS 2001.8/50.8 TC CO 120 |
| | | | | 220 | 1,000 – 3,000 | 4,000 | 10 | 43595092 | RABS 2001.8/50.8 TC CO 220 |



*New item*

# Polyamide abrasive brushes
with hole



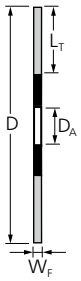


## RABS, single segment for shank

Single segments with curved filament to customize the configuration of shank-mounted polyamide abrasive brushes. Thanks to the modular plug-in system, several segments can be flexibly assembled on a mount. This means the filament width can be adapted to suit the respective application.Ideal for cleaning, light deburring and the removal of coatings and corrosion residue on metal surfaces.

**Special features:**
- Modular plug-in system to customize the filament width and tool configuration.
- Flexible filaments interspersed with ceramic abrasive grain for consistent stock removal and optimum adaptation to contours.

| D [mm] | $W_F$ [mm] | $L_T$ [mm] | $D_A$ [mm] | Grit size | Opt. RPM | Max. RPM | | Item no. | Designation |
|---|---|---|---|---|---|---|---|---|---|
| **Ceramic oxide grain (CO) plastic filament** | | | | | | | | | |
| 14 | 1.6 | 5 | 1.6 | 80 | 13,600 – 20,000 | 20,000 | 10 | 43595084 | RABS 141.6/1.6 TC CO 80 |
| | | | | 120 | 13,600 – 20,000 | 20,000 | 10 | 43595081 | RABS 141.6/1.6 TC CO 120 |
| | | | | 220 | 13,600 – 20,000 | 20,000 | 10 | 43595083 | RABS 141.6/1.6 TC CO 220 |
| 19 | 1.6 | 6 | 1.6 | 80 | 10,000 – 20,000 | 20,000 | 10 | 43595090 | RABS 191.6/1.6 TC CO 80 |
| | | | | 120 | 10,000 – 20,000 | 20,000 | 10 | 43595088 | RABS 191.6/1.6 TC CO 120 |
| | | | | 220 | 10,000 – 20,000 | 20,000 | 10 | 43595089 | RABS 191.6/1.6 TC CO 220 |
| 25 | 1.6 | 8 | 3.18 | 80 | 7,600 – 20,000 | 20,000 | 10 | 43690018 | RABS 251.6/3.18 TC CO 80 |
| | | | | 120 | 7,600 – 20,000 | 20,000 | 10 | 43595094 | RABS 251.6/3.18 TC CO 120 |
| | | | | 220 | 7,600 – 20,000 | 20,000 | 10 | 43690017 | RABS 251.6/3.18 TC CO 220 |

## shank-mounted



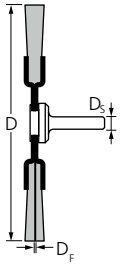


## RAB

Flexible abrasive brush with radial plastic filaments interspersed with integrated ceramic abrasive grain. The robust solid plastic design ensures consistent results over the entire tool life. The curved filament adapts flexibly to the workpiece contour and enables efficient working, even on complex geometries and in hard-to-reach areas. Polyamide abrasive brushes are particularly well-suited to cleaning, light deburring and the removal of coatings and corrosion residue on metal surfaces.

**Special features:**
- Flexible filaments interspersed with ceramic abrasive grain for consistent stock removal and optimum adaptation to contours.
- Consistent surface finish over the entire tool life with high process reliability.
- The metal-free design prevents damage and contamination on the workpiece.

| D [mm] | $W_F$ [mm] | $L_T$ [mm] | Grit size | Number of segments [Piece] | Opt. RPM | Max. RPM | | Item no. | Designation |
|---|---|---|---|---|---|---|---|---|---|
| **Ceramic oxide grain (CO) plastic filament** | | | | | | | | | |
| 50 | 6 | 17 | 80 | 6 | 3,800 – 10,000 | 10,000 | 1 | 43311078 | POS RAB 5006/6 TC CO 80 |
| | 12 | 15 | 80 | 10 | 3,800 – 10,000 | 10,000 | 1 | 43311083 | POS RAB 5012/6 TC CO 80 |
| | | | 120 | 10 | 3,800 – 10,000 | 10,000 | 1 | 43311079 | POS RAB 5012/6 TC CO 120 |
| | | | 220 | 10 | 3,800 – 10,000 | 10,000 | 1 | 43311080 | POS RAB 5012/6 TC CO 220 |
| | | | 400 | 10 | 3,800 – 10,000 | 10,000 | 1 | 43311081 | POS RAB 5012/6 TC CO 400 |
| 76 | 6 | 25 | 80 | 6 | 2,500 – 7,500 | 10,000 | 1 | 43311085 | POS RAB 7606/6 TC CO 80 |
| | 12 | 25 | 80 | 10 | 2,500 – 7,500 | 10,000 | 1 | 43311090 | POS RAB 7612/6 TC CO 80 |
| | | | 120 | 10 | 2,500 – 7,500 | 10,000 | 1 | 43311086 | POS RAB 7612/6 TC CO 120 |
| | | | 220 | 10 | 2,500 – 7,500 | 10,000 | 1 | 43311087 | POS RAB 7612/6 TC CO 220 |
| | | | 400 | 10 | 2,500 – 7,500 | 10,000 | 1 | 43311088 | POS RAB 7612/6 TC CO 400 |





*New item*

# Composite brushes
## Wheel brushes, crimped



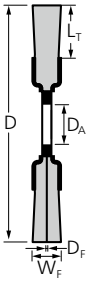


### RBUP

Particularly aggressive brush. Its plastic filament makes this product particularly suitable for deburring complicated components such as cylinder heads or gear toothing, as well as for working on surfaces. Developed specially for industrial use.



**Special features:**

- Long tool life and aggressive brushing effect due to a very high filament density.
- Extremely smooth operation due to even distribution of the filament material.

| D [mm] | $W_F$ [mm] | $L_T$ [mm] | $D_A$ [mm] | Grit size | $D_F$ [mm] | Opt. RPM | Max. RPM | | Item no. | Designation |
|---|---|---|---|---|---|---|---|---|---|---|
| **Silicon carbide (SiC) plastic filament** | | | | | | | | | | |
| 150 | 25 | 32 | 50.8 | 80 | 1.10 | 900 – 1,500 | 3,600 | 1 | 79183720 | RBUP 15025/50,8 SiC 80 1,10 |
| | | | | | 1.14 | 900 – 1,500 | 3,600 | 1 | *79183721* | RBUP 15025/50,8 REC SiC 80 1,14 |
| | | | | 120 | 1.10 | 900 – 1,500 | 3,600 | 1 | 79183722 | RBUP 15025/50,8 SiC 120 1,10 |
| | | | | 320 | 0.55 | 900 – 1,500 | 3,600 | 1 | *79183723* | RBUP 15025/50,8 SiC 320 0,55 |
| 200 | 25 | 32 | 50.8 | 80 | 1.10 | 900 – 1,500 | 3,600 | 1 | 79183726 | RBUP 20025/50,8 SiC 80 1,10 |
| | | | | 120 | 1.10 | 900 – 1,500 | 3,600 | 1 | 79183728 | RBUP 20025/50,8 SiC 120 1,10 |
| | | | | 320 | 0.55 | 900 – 1,500 | 3,600 | 1 | 79183729 | RBUP 20025/50,8 SiC 320 0,55 |
| 250 | 25 | 38 | 50.8 | 80 | 1.10 | 900 – 1,500 | 3,600 | 1 | *79183738* | RBUP 25025/50,8 SiC 80 1,10 |
| | | | | 120 | 0.55 | 900 – 1,500 | 3,600 | 1 | *79183742* | RBUP 25025/50,8 SiC 120 0,55 |
| | | | | | 1.10 | 900 – 1,500 | 3,600 | 1 | 79183740 | RBUP 25025/50,8 SiC 120 1,10 |
| | | | | 320 | 0.55 | 900 – 1,500 | 3,600 | 1 | *79183741* | RBUP 25025/50,8 SiC 320 0,55 |
| **Ceramic oxide grain (CO) plastic filament** | | | | | | | | | | |
| 150 | 13 | 32 | 50.8 | 80 | 1.10 | 900 – 1,500 | 3,600 | 1 | 79184118 | RBUP 15013/50,8 CO 80 1,10 |
| | | | | 120 | 1.10 | 900 – 1,500 | 3,600 | 1 | *79184119* | RBUP 15013/50,8 CO 120 1,10 |
| | 25 | 32 | 50.8 | 80 | 1.10 | 900 – 1,500 | 3,600 | 1 | 79184165 | RBUP 15025/50,8 CO 80 1,10 |
| 200 | 13 | 32 | 50.8 | 80 | 1.10 | 900 – 1,500 | 3,600 | 1 | *79184127* | RBUP 20013/50,8 CO 80 1,10 |
| | | | | 120 | 1.10 | 900 – 1,500 | 3,600 | 1 | *79184132* | RBUP 20013/50,8 CO 120 1,10 |
| | 25 | 32 | 50.8 | 80 | 1.10 | 900 – 1,500 | 3,600 | 1 | 79184169 | RBUP 20025/50,8 CO 80 1,10 |
| 250 | 25 | 38 | 50.8 | 80 | 1.10 | 500 – 800 | 1,800 | 1 | 79184173 | RBUP 25025/50,8 CO 80 1,10 |



*Discontinued product*



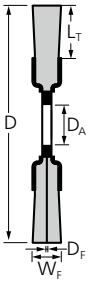


## RBUP, FLEX

Particularly flexible brush. Its plastic filament makes this product particularly suitable for deburring complicated components such as cylinder heads or gear toothing. Developed specially for industrial use.



**Special features:**
- Long tool life and aggressive brushing effect due to a very high filament density.
- Extremely smooth operation due to even distribution of the filament material.
- Highly flexible, enabling optimal adjustment to the workpiece contour and less heat build-up.

| D [mm] | $W_F$ [mm] | $L_T$ [mm] | $D_A$ [mm] | Grit size | $D_F$ [mm] | Opt. RPM | Max. RPM | | Item no. | Designation |
|---|---|---|---|---|---|---|---|---|---|---|
| **Silicon carbide (SiC) plastic filament** | | | | | | | | | | |
| 200 | 25 | 57 | 50.8 | 80 | 1.14 | 900 – 1,500 | 3,600 | 1 | *79183733* | RBUP 20025/50,8 REC SiC 80 1,14 FLEX |
| | | | | 120 | 1.10 | 900 – 1,500 | 3,600 | 1 | *79183734* | RBUP 20025/50,8 SiC 120 1,10 FLEX |
| 250 | 25 | 83 | 50.8 | 80 | 1.10 | 900 – 1,500 | 3,600 | 1 | *79183744* | RBUP 25025/50,8 SiC 80 1,10 FLEX |
| | | | | | 1.14 | 900 – 1,500 | 3,600 | 1 | 79183745 | RBUP 25025/50,8 REC SiC 80 1,14 FLEX |
| | | | | 120 | 1.10 | 900 – 1,500 | 3,600 | 1 | *79183746* | RBUP 25025/50,8 SiC 120 1,10 FLEX |
| | | 70 | 50.8 | 180 | 0.90 | 900 – 1,500 | 3,600 | 1 | *79183657* | RBUP 25025/50,8 SiC 180 0,90 FLEX |
| | | 83 | 50.8 | 320 | 0.55 | 900 – 1,500 | 3,600 | 1 | *79183747* | RBUP 25025/50,8 SiC 320 0,55 FLEX |
| 300 | 13 | 60 | 50.8 | 320 | 0.55 | 500 – 800 | 1,800 | 1 | *79184150* | RBUP 30013/50,8 SiC 320 0,55 FLEX |
| | 25 | 60 | 50.8 | 80 | 1.10 | 500 – 800 | 1,800 | 1 | *79183659* | RBUP 30025/50,8 SiC 80 1,10 FLEX |
| | | | | 120 | 1.10 | 500 – 800 | 1,800 | 1 | *79183660* | RBUP 30025/50,8 SiC 120 1,10 FLEX |
| | | | | 180 | 0.90 | 500 – 800 | 1,800 | 1 | *79183661* | RBUP 30025/50,8 SiC 180 0,90 FLEX |
| 350 | 25 | 89 | 50.8 | 80 | 1.10 | 500 – 800 | 1,800 | 1 | *79183663* | RBUP 35025/50,8 SiC 80 1,10 FLEX |
| | | | | 180 | 0.90 | 500 – 800 | 1,800 | 1 | *79183665* | RBUP 35025/50,8 SiC 180 0,90 FLEX |
| **Ceramic oxide grain (CO) plastic filament** | | | | | | | | | | |
| 200 | 13 | 57 | 50.8 | 80 | 1.10 | 900 – 1,500 | 3,600 | 1 | *79184124* | RBUP 20013/50,8 CO 80 1,10 FLEX |
| | | | | 120 | 1.10 | 900 – 1,500 | 3,600 | 1 | *79184126* | RBUP 20013/50,8 CO 120 1,10 FLEX |
| 250 | 13 | 70 | 50.8 | 80 | 1.10 | 900 – 1,500 | 3,600 | 1 | *79184133* | RBUP 25013/50,8 CO 80 1,10 FLEX |
| | | | | 120 | 0.55 | 900 – 1,500 | 3,600 | 1 | *79184138* | RBUP 25013/50,8 CO 120 0,55 FLEX |
| | | | | | 1.10 | 900 – 1,500 | 3,600 | 1 | *79184139* | RBUP 25013/50,8 CO 120 1,10 FLEX |
| 300 | 13 | 60 | 50.8 | 80 | 1.10 | 500 – 800 | 1,800 | 1 | *79184144* | RBUP 30013/50,8 CO 80 1,10 FLEX |
| | 25 | 60 | 50.8 | 80 | 1.10 | 500 – 800 | 1,800 | 1 | 79184189 | RBUP 30025/50,8 CO 80 1,10 FLEX |
| 350 | 13 | 89 | 50.8 | 80 | 1.10 | 500 – 800 | 1,800 | 1 | *79184151* | RBUP 35013/50,8 CO 80 1,10 FLEX |
| | | | | 120 | 1.10 | 500 – 800 | 1,800 | 1 | *79184152* | RBUP 35013/50,8 CO 120 1,10 FLEX |
| | 25 | 89 | 50.8 | 80 | 1.10 | 500 – 800 | 1,800 | 1 | *79184193* | RBUP 35025/50,8 CO 80 1,10 FLEX |
| | | | | 120 | 1.10 | 500 – 800 | 1,800 | 1 | *79184194* | RBUP 35025/50,8 CO 120 1,10 FLEX |



*Discontinued product*



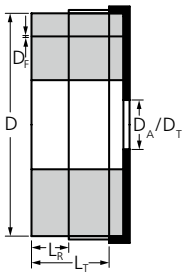


## DBUR, with bridle

Particularly aggressive brush. Particularly suitable for deburring and work on surfaces on stationary machines. The bridle prevents the filament spreading out sideways. The bridle enables the spreading out and flexibility of the brush filament to be controlled.



**Special features:**
- Long tool life and aggressive brushing effect due to a very high filament density.
- Extremely smooth operation due to even distribution of the filament material.
- If the filament has worn away down to the bridle, it can be removed from the bridle for further use. This does not affect the brushing behaviour.

| D [mm] | $L_R$ [mm] | $L_T$ [mm] | $D_A$ / $D_T$ | Grit size | $D_F$ [mm] | Opt. RPM | Max. RPM | | Item no. | Designation |
|---|---|---|---|---|---|---|---|---|---|---|
| **Silicon carbide (SiC) plastic filament** | | | | | | | | | | |
| 75 | 19 | 38 | 22.2 | 80 | 1.10 | 2,400 – 3,900 | 4,500 | 1 | 79184120 | DBUR 75/22,2 SiC 80 1,10 |
| | | | | | 1.14 | 2,400 – 3,900 | 4,500 | 1 | 79184121 | DBUR 75/22,2 REC SiC 80 1,14 |
| | | | | 120 | 1.10 | 2,400 – 3,900 | 4,500 | 1 | 79184122 | DBUR 75/22,2 SiC 120 1,10 |
| | | | | 320 | 0.55 | 2,400 – 3,900 | 4,500 | 1 | *79184125* | DBUR 75/22,2 SiC 320 0,55 |
| | | | M14x2 | 80 | 1.10 | 2,400 – 3,900 | 6,000 | 1 | 43400004 | DBUR 75/M14 SiC 80 1,10 |
| | | | | | 1.14 | 2,400 – 3,900 | 6,000 | 1 | *43400003* | DBUR 75/M14 REC SiC 80 1,14 |
| 100 | 19 | 38 | 22.2 | 80 | 1.10 | 1,400 – 2,300 | 3,500 | 1 | 79184128 | DBUR 100/22,2 SiC 80 1,10 |
| | | | | | 1.14 | 1,400 – 2,300 | 3,500 | 1 | 79184129 | DBUR 100/22,2 REC SiC 80 1,14 |
| | | | | 120 | 1.10 | 1,400 – 2,300 | 3,500 | 1 | 79184130 | DBUR 100/22,2 SiC 120 1,10 |
| | | | | 320 | 0.55 | 1,400 – 2,300 | 3,500 | 1 | 79184131 | DBUR 100/22,2 SiC 320 0,55 |
| 125 | 19 | 38 | 22.2 | 80 | 1.10 | 1,200 – 2,000 | 3,000 | 1 | 79184134 | DBUR 125/22,2 SiC 80 1,10 |
| | | | | | 1.14 | 1,200 – 2,000 | 3,000 | 1 | 79184135 | DBUR 125/22,2 REC SiC 80 1,14 |
| | | | | 120 | 1.10 | 1,200 – 2,000 | 3,000 | 1 | 79184136 | DBUR 125/22,2 SiC 120 1,10 |
| 150 | 19 | 38 | 22.2 | 80 | 1.10 | 1,000 – 1,600 | 2,500 | 1 | 79184140 | DBUR 150/22,2 SiC 80 1,10 |
| | | | | | 1.14 | 1,000 – 1,600 | 2,500 | 1 | 79184141 | DBUR 150/22,2 REC SiC 80 1,14 |
| | | | | 120 | 1.10 | 1,000 – 1,600 | 2,500 | 1 | *79184142* | DBUR 150/22,2 SiC 120 1,10 |
| **Ceramic oxide grain (CO) plastic filament** | | | | | | | | | | |
| 75 | 19 | 38 | 22.2 | 120 | 1.10 | 2,400 – 3,900 | 4,500 | 1 | 79184232 | DBUR 75/22,2 CO 120 1,10 |
| 100 | 19 | 38 | 22.2 | 120 | 1.10 | 1,400 – 2,300 | 3,500 | 1 | 79184237 | DBUR 100/22,2 CO 120 1,10 |
| 125 | 19 | 38 | 22.2 | 120 | 1.10 | 1,200 – 2,000 | 3,000 | 1 | 43400030 | DBUR 125/22,2 CO 120 1,10 |
| 150 | 19 | 38 | 22.2 | 120 | 1.10 | 1,000 – 1,600 | 2,500 | 1 | 43400040 | DBUR 150/22,2 CO 120 1,10 |

# Composite brushes
## Composite disc brushes, crimped




### DBU, FLEX

Particularly flexible brush. Particularly suitable for deburring and work on surfaces on stationary machines.



**Special features:**
- Long tool life and aggressive brushing effect due to a very high filament density.
- Extremely smooth operation due to even distribution of the filament material.
- Special arrangement of the filament enables optimal adjustment to the workpiece contour, less heat build-up and more efficient use of the coolant.

| D [mm] | $L_T$ [mm] | $D_A$ [mm] | Grit size | $D_F$ [mm] | Opt. RPM | Max. RPM | | Item no. | Designation |
|---|---|---|---|---|---|---|---|---|---|
| **Silicon carbide (SiC) plastic filament** | | | | | | | | | |
| 75 | 38 | 22.2 | 80 | 1.10 | 2,400 – 3,900 | 4,500 | 1 | 79183941 | DBU 75/22,2 SiC 80 1,10 FLEX |
| | | | | 1.14 | 2,400 – 3,900 | 4,500 | 1 | 79183966 | DBU 75/22,2 REC SiC 80 1,14 FLEX |
| | | | 320 | 0.55 | 2,400 – 3,900 | 4,500 | 1 | *79183944* | DBU 75/22,2 SiC 320 0,55 FLEX |
| 100 | 38 | 22.2 | 80 | 1.10 | 1,400 – 2,300 | 3,500 | 1 | *79183945* | DBU 100/22,2 SiC 80 1,10 FLEX |
| | | | | 1.14 | 1,400 – 2,300 | 3,500 | 1 | 79183968 | DBU 100/22,2 REC SiC 80 1,14 FLEX |
| | | | 120 | 1.10 | 1,400 – 2,300 | 3,500 | 1 | 79183946 | DBU 100/22,2 SiC 120 1,10 FLEX |
| | | | 320 | 0.55 | 1,400 – 2,300 | 3,500 | 1 | 79183948 | DBU 100/22,2 SiC 320 0,55 FLEX |
| 150 | 38 | 22.2 | 120 | 1.10 | 1,000 – 1,600 | 2,500 | 1 | *79183950* | DBU 150/22,2 SiC 120 1,10 FLEX |
| | | | 320 | 0.55 | 1,000 – 1,600 | 2,500 | 1 | *79183952* | DBU 150/22,2 SiC 320 0,55 FLEX |




### DBUR shank-mounted, with bridle

Particularly aggressive brush. Particularly suitable for deburring and work on surfaces on stationary machines. The bridle prevents the filament spreading out sideways. The bridle enables the spreading out and flexibility of the brush filament to be controlled.



**Special features:**
- Long tool life and aggressive brushing effect due to a very high filament density.
- Extremely smooth operation due to even distribution of the filament material.
- If the filament has worn away down to the bridle, it can be removed from the bridle for further use. This does not affect the brushing behaviour.

| D [mm] | $D_S$ [mm] | $L_R$ [mm] | $L_T$ [mm] | H [mm] | Grit size | $D_F$ [mm] | Opt. RPM | Max. RPM | | Item no. | Designation |
|---|---|---|---|---|---|---|---|---|---|---|---|
| **Silicon carbide (SiC) plastic filament** | | | | | | | | | | | |
| 50 | 6 | 19 | 38 | 80 | 120 | 0.55 | 1,500 – 3,500 | 5,000 | 1 | 43400041 | DBUR 50/6 SiC 120 0,55 |
| | | | | | | 1.10 | 1,500 – 3,500 | 5,000 | 1 | 43400042 | DBUR 50/6 SiC 120 1,00 |
| 63 | 6 | 19 | 38 | 80 | 120 | 0.55 | 1,500 – 3,500 | 5,000 | 1 | 43400043 | DBUR 63/6 SiC 120 0,55 |
| | | | | | | 1.10 | 1,500 – 3,500 | 5,000 | 1 | 43400044 | DBUR 63/6 SiC 120 1,00 |
| **Ceramic oxide grain (CO) plastic filament** | | | | | | | | | | | |
| 50 | 6 | 19 | 38 | 80 | 120 | 1.10 | 1,500 – 3,500 | 5,000 | 1 | 43400045 | DBUR 50/6 CO 120 1,10 |
| 63 | 6 | 19 | 38 | 80 | 120 | 1.10 | 1,500 – 3,500 | 5,000 | 1 | 43400046 | DBUR 63/6 CO 120 1,10 |





*Discontinued product*

# Composite brushes
## Shank-mounted end brushes, crimped

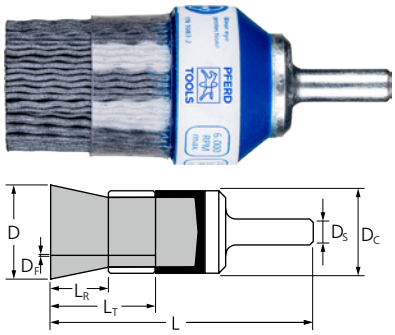


### PBUPR, with bridle

Particularly suitable for deburring and work on surfaces on stationary machines. The bridle prevents the wires spreading out sideways. The bridle enables the spreading out and flexibility of the brush filament to be controlled.



**Special features:**

- Long tool life and aggressive brushing effect due to a very high filament density. Extremely smooth operation due to even distribution of the filament material.
- Optimal access to hard-to-reach areas such as drilled holes and cavities as the filament spreads out upon rotation.
- If the filament has worn away down to the bridle, it can be removed from the bridle for further use. This does not affect the brushing behaviour.

| D [mm] | $D_C$ [mm] | $D_S$ [mm] | $L_R$ [mm] | $L_T$ [mm] | L [mm] | Grit size | $D_F$ [mm] | Opt. RPM | Max. RPM | | Item no. | Designation |
|---|---|---|---|---|---|---|---|---|---|---|---|---|
| **Silicon carbide (SiC) plastic filament** | | | | | | | | | | | | |
| 25 | 28 | 6 | 13 | 25 | 70 | 120 | 0.55 | 2,400 – 3,900 | 6,000 | 1 | 43214121 | PBUPR 2528/6 SiC 120 0,55 |
| | | | | | | | 1.10 | 2,400 – 3,900 | 6,000 | 1 | 43214122 | PBUPR 2528/6 SiC 120 1,00 |
| 38 | 38 | 6 | 13 | 25 | 77 | 120 | 0.55 | 2,000 – 3,200 | 5,000 | 1 | 43214131 | PBUPR 3838/6 SiC 120 0,55 |
| | | | | | | | 1.10 | 2,000 – 3,200 | 5,000 | 1 | 43214132 | PBUPR 3838/6 SiC 120 1,00 |
| **Ceramic oxide grain (CO) plastic filament** | | | | | | | | | | | | |
| 25 | 28 | 6 | 13 | 25 | 70 | 120 | 1.10 | 2,400 – 3,900 | 6,000 | 1 | 43214111 | PBUPR 2528/6 CO 120 1,00 |
| 38 | 38 | 6 | 13 | 25 | 77 | 120 | 1.10 | 2,000 – 3,200 | 5,000 | 1 | 43214112 | PBUPR 3838/6 CO 120 1,00 |

# Shank-mounted end brushes
crimped

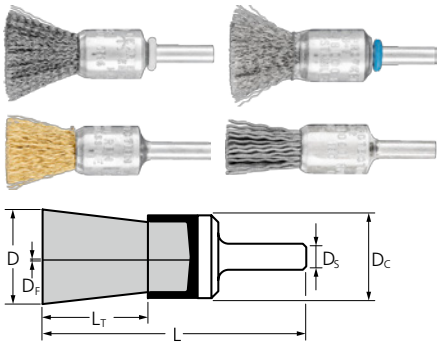


## PBU, industrial use

Suitable for light brushing such as deburring, cleaning and derusting. With PFERD TOOLS special wire, characterized by high bending fatigue strength.



**Special features:**
- Optimal access to hard-to-reach areas such as drilled holes and cavities as the wires spread out upon rotation.
- Creates fine surfaces.

| D [mm] | $D_C$ [mm] | $D_S$ [mm] | $L_T$ [mm] | Grit size | $D_F$ [mm] | L [mm] | Opt. RPM | Max. RPM | | Item no. | Designation |
|---|---|---|---|---|---|---|---|---|---|---|---|
| **Steel wire (ST)** | | | | | | | | | | | |
| 10 | 10 | 6 | 20 | - | 0.20 | 65 | 10,000 – 15,000 | 20,000 | 10 | 43204005 | PBU 1010/6 ST 0,20 |
| | | | | | 0.35 | 65 | 10,000 – 15,000 | 20,000 | 10 | 43204001 | PBU 1010/6 ST 0,35 |
| 13 | 12 | 6 | 20 | - | 0.20 | 65 | 10,000 – 15,000 | 20,000 | 10 | 43204105 | PBU 1312/6 ST 0,20 |
| | | | | | 0.35 | 65 | 10,000 – 15,000 | 20,000 | 10 | 43204101 | PBU 1312/6 ST 0,35 |
| 15 | 16 | 6 | 22 | - | 0.20 | 65 | 9,000 – 13,500 | 18,000 | 10 | 43203005 | PBU 1516/6 ST 0,20 |
| | | | | | 0.35 | 65 | 9,000 – 13,500 | 18,000 | 10 | 43203001 | PBU 1516/6 ST 0,35 |
| | | | | | | | | | | 43704001 | POS PBU 1516/6 ST 0,35 |
| 20 | 22 | 6 | 25 | - | 0.20 | 70 | 9,000 – 13,500 | 18,000 | 10 | 43202005 | PBU 2022/6 ST 0,20 |
| | | | | | | | | | | 43704013 | POS PBU 2022/6 ST 0,20 |
| | | | | | 0.50 | 70 | 9,000 – 13,500 | 18,000 | 10 | 43202001 | PBU 2022/6 ST 0,50 |
| | | | | | | | | | | 43704005 | POS PBU 2022/6 ST 0,50 |
| 30 | 29 | 6 | 25 | - | 0.20 | 70 | 7,500 – 11,300 | 15,000 | 10 | 43201005 | PBU 3029/6 ST 0,20 |
| | | | | | 0.50 | 70 | 7,500 – 11,300 | 15,000 | 10 | 43201001 | PBU 3029/6 ST 0,50 |
| **Stainless steel wire (INOX) –** Supplied with plastic-covered brush body. All INOX brushes are degreased. | | | | | | | | | | | |
| 10 | 10 | 6 | 20 | - | 0.15 | 65 | 8,000 – 13,000 | 20,000 | 10 | 43204010 | PBU 1010/6 INOX 0,15 |
| | | | | | 0.20 | 65 | 8,000 – 13,000 | 20,000 | 10 | 43204007 | PBU 1010/6 INOX 0,20 |
| | | | | | 0.35 | 65 | 8,000 – 13,000 | 20,000 | 10 | 43204003 | PBU 1010/6 INOX 0,35 |
| 13 | 12 | 6 | 20 | - | 0.15 | 65 | 8,000 – 13,000 | 20,000 | 10 | 43204109 | PBU 1312/6 INOX 0,15 |
| | | | | | 0.20 | 65 | 8,000 – 13,000 | 20,000 | 10 | 43204107 | PBU 1312/6 INOX 0,20 |
| | | | | | 0.35 | 65 | 8,000 – 13,000 | 20,000 | 10 | 43204103 | PBU 1312/6 INOX 0,35 |
| 15 | 16 | 6 | 22 | - | 0.15 | 65 | 7,200 – 11,700 | 18,000 | 10 | 43203011 | PBU 1516/6 INOX 0,15 |
| | | | | | 0.20 | 65 | 7,200 – 11,700 | 18,000 | 10 | 43203007 | PBU 1516/6 INOX 0,20 |
| | | | | | | | | | | 43704014 | POS PBU 1516/6 INOX 0,20 |
| | | | | | 0.35 | 65 | 7,200 – 11,700 | 18,000 | 10 | 43203003 | PBU 1516/6 INOX 0,35 |
| | | | | | | | | | | 43704002 | POS PBU 1516/6 INOX 0,35 |
| 20 | 22 | 6 | 25 | - | 0.15 | 70 | 7,200 – 11,700 | 18,000 | 10 | 43202011 | PBU 2022/6 INOX 0,15 |
| | | | | | 0.20 | 70 | 7,200 – 11,700 | 18,000 | 10 | 43202007 | PBU 2022/6 INOX 0,20 |
| | | | | | | | | | | 43704015 | POS PBU 2022/6 INOX 0,20 |
| | | | | | 0.50 | 70 | 7,200 – 11,700 | 18,000 | 10 | 43202003 | PBU 2022/6 INOX 0,50 |
| | | | | | | | | | | 43704006 | POS PBU 2022/6 INOX 0,50 |
| 30 | 29 | 6 | 25 | - | 0.15 | 70 | 6,000 – 9,800 | 15,000 | 10 | 43201011 | PBU 3029/6 INOX 0,15 |
| | | | | | 0.20 | 70 | 6,000 – 9,800 | 15,000 | 10 | 43201007 | PBU 3029/6 INOX 0,20 |
| | | | | | 0.50 | 70 | 6,000 – 9,800 | 15,000 | 10 | 43201003 | PBU 3029/6 INOX 0,50 |
| **Brass wire (MES)** | | | | | | | | | | | |
| 10 | 10 | 6 | 20 | - | 0.30 | 65 | 8,000 – 13,000 | 20,000 | 10 | 43204002 | PBU 1010/6 MES 0,30 |
| 13 | 12 | 6 | 20 | - | 0.30 | 65 | 8,000 – 13,000 | 20,000 | 10 | 43204102 | PBU 1312/6 MES 0,30 |
| 15 | 16 | 6 | 22 | - | 0.30 | 65 | 7,200 – 11,700 | 18,000 | 10 | 43203002 | PBU 1516/6 MES 0,30 |

*Continued on next page*

# Shank-mounted end brushes
crimped

PFERD TOOLS

| D [mm] | $D_C$ [mm] | $D_S$ [mm] | $L_T$ [mm] | Grit size | $D_F$ [mm] | L [mm] | Opt. RPM | Max. RPM | | Item no. | Designation |
|---|---|---|---|---|---|---|---|---|---|---|---|
| 20 | 22 | 6 | 25 | - | 0.50 | 70 | 7,200 – 11,700 | 18,000 | 10 | 43202002 | PBU 2022/6 MES 0,50 |
| 30 | 29 | 6 | 25 | - | 0.50 | 70 | 6,000 – 9,800 | 15,000 | 10 | 43201002 | PBU 3029/6 MES 0,50 |
| **Silicon carbide (SiC) plastic filament** | | | | | | | | | | | |
| 10 | 10 | 6 | 20 | 180 | 0.90 | 65 | 8,000 – 13,000 | 20,000 | 10 | 43204004 | PBU 1010/6 SiC 180 0,90 |
| 13 | 12 | 6 | 20 | 180 | 0.90 | 65 | 8,000 – 13,000 | 20,000 | 10 | 43204104 | PBU 1312/6 SiC 180 0,90 |
| 15 | 16 | 6 | 22 | 180 | 0.90 | 65 | 7,200 – 11,700 | 18,000 | 10 | 43203004 | PBU 1516/6 SiC 180 0,90 |
| 20 | 22 | 6 | 25 | 180 | 0.90 | 70 | 7,200 – 11,700 | 18,000 | 10 | 43202004 | PBU 2022/6 SiC 180 0,90 |
| | | | | | | | | | | 43704008 | POS PBU 2022/6 SiC 180 0,90 |
| 30 | 29 | 6 | 25 | 180 | 0.90 | 70 | 6,000 – 9,800 | 15,000 | 10 | 43201004 | PBU 3029/6 SiC 180 0,90 |




## PBU

Suitable for light brushing such as deburring, cleaning and derusting.

**Special features:**
- Optimal access to hard-to-reach areas such as drilled holes and cavities as the wires spread out upon rotation.
- Creates fine surfaces.

| D [mm] | $D_C$ [mm] | $D_S$ [mm] | $L_T$ [mm] | $D_F$ [mm] | L [mm] | Opt. RPM | Max. RPM | | Item no. | Designation |
|---|---|---|---|---|---|---|---|---|---|---|
| **Steel wire (ST)** | | | | | | | | | | |
| 10 | 10 | 6 | 20 | 0.30 | 65 | 10,000 – 15,000 | 20,000 | 10 | 43200522 | PBUX 1010/6 ST 0.30 |
| 15 | 15 | 6 | 22 | 0.30 | 67 | 9,000 – 13,500 | 18,000 | 10 | 43200525 | PBUX 1515/6 ST 0.30 |
| 20 | 20 | 6 | 25 | 0.30 | 70 | 9,000 – 13,500 | 18,000 | 10 | 43200528 | PBUX 2020/6 ST 0.30 |
| 30 | 29 | 6 | 25 | 0.30 | 75 | 7,500 – 11,300 | 15,000 | 10 | 43200531 | PBUX 3029/6 ST 0.30 |
| **Stainless steel wire (INOX)** | | | | | | | | | | |
| 10 | 10 | 6 | 20 | 0.30 | 65 | 8,000 – 13,000 | 20,000 | 10 | 43200521 | PBUX 1010/6 INOX 0.30 |
| 15 | 15 | 6 | 22 | 0.30 | 67 | 7,200 – 11,700 | 18,000 | 10 | 43200523 | PBUX 1515/6 INOX 0.30 |
| 20 | 20 | 6 | 25 | 0.30 | 70 | 7,200 – 11,700 | 18,000 | 10 | 43200526 | PBUX 2020/6 INOX 0.30 |
| 30 | 29 | 6 | 25 | 0.30 | 75 | 6,000 – 9,800 | 15,000 | 10 | 43200529 | PBUX 3029/6 INOX 0.30 |



*New item*

# Shank-mounted end brushes
crimped




## PBU, with cord wire

Suitable for light brushing such as deburring, cleaning and derusting. Brushes with cord wire are particularly robust and durable and are therefore ideally suited to demanding tasks. Cord wire is made of multiple wavy wires which are stranded together. This special wire construction combines the aggressive brushing effect of a knotted brush with the flexibility of a wavy brush, achieving an excellent surface finish and a longer tool life.

**Special features:**
- Optimal access to hard-to-reach areas such as drilled holes and cavities as the filament spreads out upon rotation.
- Aggressive and effective work due to the special wire construction.
- Longer tool life compared to conventional crimped brushes.

| D [mm] | $D_C$ [mm] | $D_S$ [mm] | $L_T$ [mm] | $D_F$ [mm] | L [mm] | Opt. RPM | Max. RPM | | Item no. | Designation |
|---|---|---|---|---|---|---|---|---|---|---|
| **Brass-plated steel cord wire (LIT STM) –** LIT STM = stranded steel wire, brass-plated | | | | | | | | | | |
| 15 | 15 | 6 | 25 | 0.20 | 70 | 9,000 – 13,500 | 18,000 | 10 | 43200524 | PBUX 1515/6 LIT STM 0.20 |
| 20 | 20 | 6 | 25 | 0.20 | 70 | 9,000 – 13,500 | 18,000 | 10 | 43200527 | PBUX 2020/6 LIT STM 0.20 |
| 30 | 29 | 6 | 25 | 0.20 | 75 | 7,500 – 11,300 | 15,000 | 10 | 43200530 | PBUX 3029/6 LIT STM 0.20 |

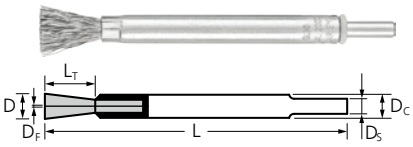


## PBUL, long

Suitable for light brushing such as deburring, cleaning and derusting. Particularly long version to access deep areas.

**Special features:**
- Optimal access to hard-to-reach areas.
- Creates fine surfaces.

| D [mm] | $D_C$ [mm] | $D_S$ [mm] | $L_T$ [mm] | $D_F$ [mm] | L [mm] | Opt. RPM | Max. RPM | | Item no. | Designation |
|---|---|---|---|---|---|---|---|---|---|---|
| **Steel wire (ST)** | | | | | | | | | | |
| 10 | 10 | 6 | 20 | 0.20 | 120 | 4,000 – 9,500 | 20,000 | 10 | 43216001 | PBUL 1010/6 ST 0,20 |
| | | | | 0.30 | 120 | 4,000 – 9,500 | 20,000 | 10 | 43216002 | PBUL 1010/6 ST 0,30 |
| **Stainless steel wire (INOX) –** Supplied with plastic-covered brush body. All INOX brushes are degreased. | | | | | | | | | | |
| 10 | 10 | 6 | 20 | 0.20 | 120 | 3,500 – 9,000 | 20,000 | 10 | 43216005 | PBUL 1010/6 INOX 0,20 |
| | | | | 0.30 | 120 | 3,500 – 9,000 | 20,000 | 10 | 43216006 | PBUL 1010/6 INOX 0,30 |

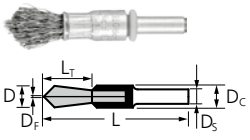


## PBUS, pointed

Suitable for light brushing such as deburring, cleaning and derusting. Tapered tip for superb accuracy.



**Special features:**
- Optimal access to hard-to-reach areas.
- Creates fine surfaces.

| D [mm] | $D_C$ [mm] | $D_S$ [mm] | $L_T$ [mm] | $D_F$ [mm] | L [mm] | Opt. RPM | Max. RPM | | Item no. | Designation |
|---|---|---|---|---|---|---|---|---|---|---|
| **Steel wire (ST)** | | | | | | | | | | |
| 10 | 10 | 6 | 20 | 0.30 | 60 | 10,000 – 15,000 | 20,000 | 10 | 43217002 | PBUS 1010/6 ST 0,30 |
| **Stainless steel wire (INOX) –** Supplied with plastic-covered brush body. All INOX brushes are degreased. | | | | | | | | | | |
| 10 | 10 | 6 | 20 | 0.30 | 60 | 8,000 – 13,000 | 20,000 | 10 | 43217006 | PBUS 1010/6 INOX 0,30 |

*New item*

# Shank-mounted end brushes
crimped

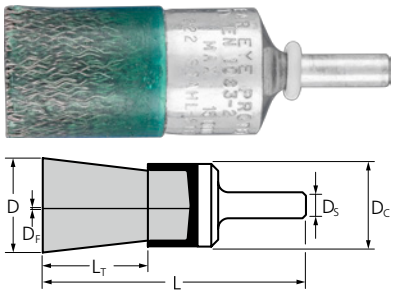


## PBV, encapsulated

Particularly aggressive brushing effect for heavy-duty brushing.

**Special features:**
- Focused working thanks to high dimensional stability.
- Maximum tool life as premature wire breakage is prevented.

| D [mm] | $D_C$ [mm] | $D_S$ [mm] | $L_T$ [mm] | $D_F$ [mm] | L [mm] | Opt. RPM | Max. RPM | | Item no. | Designation |
|---|---|---|---|---|---|---|---|---|---|---|
| **Steel wire (ST)** | | | | | | | | | | |
| 22 | 22 | 6 | 25 | 0.25 | 70 | 6,500 – 9,800 | 13,000 | 10 | 43208001 | PBV 2222/6 ST 0,25 |
| 30 | 29 | 6 | 25 | 0.35 | 70 | 6,500 – 9,800 | 13,000 | 10 | 43208005 | PBV 3029/6 ST 0,35 |

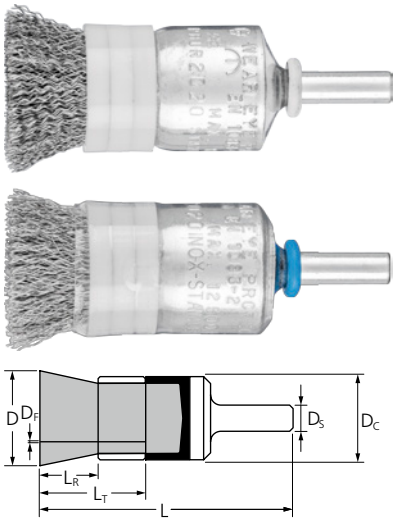


## PBUR, with bridle, industrial use

Suitable for light brushing such as deburring, cleaning and derusting. The bridle prevents the wires spreading out sideways. The bridle enables the spreading out and flexibility of the brush filament to be strictly controlled.



- If the filament has worn away down to the bridle, it can be removed from the bridle for further use. This does not affect the brushing behaviour.
- Creates fine surfaces.

**Special features:**
- Optimal access to hard-to-reach areas such as recesses and drilled holes.

| D [mm] | $D_C$ [mm] | $D_S$ [mm] | $L_R$ [mm] | $L_T$ [mm] | L [mm] | $D_F$ [mm] | Opt. RPM | Max. RPM | | Item no. | Designation |
|---|---|---|---|---|---|---|---|---|---|---|---|
| **Steel wire (ST)** | | | | | | | | | | | |
| 13 | 16 | 6 | 13 | 25 | 70 | 0.20 | 7,500 – 11,300 | 15,000 | 10 | 43212001 | PBUR 1316/6 ST 0,20 |
| | | | | | | 0.35 | 7,500 – 11,300 | 15,000 | 10 | 43215001 | PBUR 1316/6 ST 0,35 |
| 20 | 22 | 6 | 13 | 25 | 70 | 0.20 | 6,300 – 9,400 | 12,500 | 10 | 43213001 | PBUR 2022/6 ST 0,20 |
| | | | | | | 0.35 | 6,300 – 9,400 | 12,500 | 10 | 43213002 | PBUR 2022/6 ST 0,35 |
| 25 | 30 | 6 | 13 | 25 | 70 | 0.20 | 6,300 – 9,400 | 12,500 | 10 | 43214001 | PBUR 2530/6 ST 0,20 |
| | | | | | | 0.35 | 6,300 – 9,400 | 12,500 | 10 | 43214002 | PBUR 2530/6 ST 0,35 |
| **Stainless steel wire (INOX) –** Supplied with plastic-covered brush body. All INOX brushes are degreased. | | | | | | | | | | | |
| 13 | 16 | 6 | 13 | 25 | 70 | 0.20 | 6,000 – 9,800 | 15,000 | 10 | 43212003 | PBUR 1316/6 INOX 0,20 |
| 20 | 22 | 6 | 13 | 25 | 70 | 0.20 | 5,000 – 8,100 | 12,500 | 10 | 43213004 | PBUR 2022/6 INOX 0,20 |
| 25 | 30 | 6 | 13 | 25 | 70 | 0.20 | 5,000 – 8,100 | 12,500 | 10 | 43214004 | PBUR 2530/6 INOX 0,20 |

# Shank-mounted end brushes
knotted

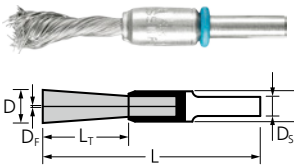


## PBGS, SINGLETWIST

Particularly flexible single-knot brush for special applications.



**Special features:**
- Optimal access to hard-to-reach areas such as inside corners, as the knot is less likely to unravel.

| D [mm] | $D_C$ [mm] | $D_S$ [mm] | $L_T$ [mm] | L [mm] | $D_F$ [mm] | Opt. RPM | Max. RPM | | Item no. | Designation |
|---|---|---|---|---|---|---|---|---|---|---|
| **Steel wire (ST)** | | | | | | | | | | |
| 10 | 10 | 6 | 25 | 65 | 0.20 | 5,000 – 7,500 | 10,000 | 10 | 43218001 | PBGS 1010/6 ST 0,20 |
| | | | | | 0.35 | 5,000 – 7,500 | 10,000 | 10 | 43218002 | PBGS 1010/6 ST 0,35 |
| | | | | | 0.50 | 5,000 – 7,500 | 10,000 | 10 | 43218003 | PBGS 1010/6 ST 0,50 |
| 12 | 10 | 6 | 28 | 71 | 0.20 | 5,000 – 7,500 | 10,000 | 10 | 43218011 | PBGS 1210/6 ST 0,20 |
| **Stainless steel wire (INOX) –** Supplied with plastic-covered brush body. All INOX brushes are degreased. | | | | | | | | | | |
| 10 | 10 | 6 | 25 | 65 | 0.20 | 4,000 – 6,500 | 10,000 | 10 | 43218005 | PBGS 1010/6 INOX 0,20 |
| | | | | | 0.35 | 4,000 – 6,500 | 10,000 | 10 | 43218006 | PBGS 1010/6 INOX 0,35 |
| | | | | | 0.50 | 4,000 – 6,500 | 10,000 | 10 | 43218007 | PBGS 1010/6 INOX 0,50 |
| 12 | 10 | 6 | 28 | 71 | 0.20 | 4,000 – 6,500 | 10,000 | 10 | 43218015 | PBGS 1210/6 INOX 0,20 |




## PBG, industrial use

Aggressive brush. Suitable for medium-duty brushing such as deburring, cleaning, derusting and descaling, as well as removing spatter. With PFERD TOOLS special wire, characterized by high bending fatigue strength.



**Special features:**
- Optimal access to hard-to-reach areas such as recesses and drilled holes.
- Aggressive brushing effect due to the very stiff wire knots.

| D [mm] | $D_C$ [mm] | $D_S$ [mm] | $L_T$ [mm] | $D_F$ [mm] | L [mm] | Knots | Opt. RPM | Max. RPM | | Item no. | Designation |
|---|---|---|---|---|---|---|---|---|---|---|---|
| **Steel wire (ST)** | | | | | | | | | | | |
| 19 | 19 | 6 | 28 | 0.25 | 68 | 6 | 10,000 – 15,000 | 20,000 | 10 | 43207012 | PBG 1919/6 ST 0,25 |
| | | | | 0.35 | 68 | 6 | 10,000 – 15,000 | 20,000 | 10 | 43207001 | PBG 1919/6 ST 0,35 |
| | | | | | | | | | | 43706001 | POS PBG 1919/6 ST 0,35 |
| | | | | 0.50 | 68 | 6 | 10,000 – 15,000 | 20,000 | 10 | 43207005 | PBG 1919/6 ST 0,50 |
| | | | | | | | | | | 43706003 | POS PBG 1919/6 ST 0,50 |
| 23 | 23 | 6 | 28 | 0.25 | 68 | 8 | 10,000 – 15,000 | 20,000 | 10 | 43208021 | PBG 2323/6 ST 0,25 |
| | | | | 0.35 | 68 | 8 | 10,000 – 15,000 | 20,000 | 10 | 43208026 | PBG 2323/6 ST 0,35 |
| | | | | 0.50 | 68 | 8 | 10,000 – 15,000 | 20,000 | 10 | 43208031 | PBG 2323/6 ST 0,50 |
| 30 | 28 | 6 | 25 | 0.25 | 68 | 12 | 8,000 – 11,300 | 20,000 | 10 | 43209011 | PBG 3028/6 ST 0,25 |
| | | | | 0.35 | 68 | 12 | 8,000 – 11,300 | 20,000 | 10 | 43209001 | PBG 3028/6 ST 0,35 |

*Continued on next page*

# Shank-mounted end brushes
knotted

PFERD TOOLS

| D [mm] | $D_C$ [mm] | $D_S$ [mm] | $L_T$ [mm] | $D_F$ [mm] | L [mm] | Knots | Opt. RPM | Max. RPM | | Item no. | Designation |
|---|---|---|---|---|---|---|---|---|---|---|---|
| 30 | 28 | 6 | 25 | 0.35 | 68 | 12 | 8,000 – 11,300 | 20,000 | 10 | 43706005 | POS PBG 3028/6 ST 0,35 |
| | | | | 0.50 | 68 | 12 | 8,000 – 11,300 | 20,000 | 10 | 43209002 | PBG 3028/6 ST 0,50 |
| | | | | | | | | | | 43706007 | POS PBG 3028/6 ST 0,50 |

**Stainless steel wire (INOX) –** Supplied with plastic-covered brush body. All INOX brushes are degreased.

| | | | | | | | | | | | |
|---|---|---|---|---|---|---|---|---|---|---|---|
| 19 | 19 | 6 | 28 | 0.15 | 68 | 6 | 8,000 – 13,000 | 20,000 | 10 | 43207011 | PBG 1919/6 INOX 0,15 |
| | | | | 0.25 | 68 | 6 | 8,000 – 13,000 | 20,000 | 10 | 43207013 | PBG 1919/6 INOX 0,25 |
| | | | | 0.35 | 68 | 6 | 8,000 – 13,000 | 20,000 | 10 | 43207003 | PBG 1919/6 INOX 0,35 |
| | | | | | | | | | | 43706002 | POS PBG 1919/6 INOX 0,35 |
| | | | | 0.60 | 68 | 6 | 8,000 – 13,000 | 20,000 | 10 | 43207007 | PBG 1919/6 INOX 0,60 |
| 23 | 23 | 6 | 28 | 0.15 | 68 | 8 | 8,000 – 13,000 | 20,000 | 10 | 43208012 | PBG 2323/6 INOX 0,15 |
| | | | | 0.25 | 68 | 8 | 8,000 – 13,000 | 20,000 | 10 | 43208022 | PBG 2323/6 INOX 0,25 |
| | | | | 0.35 | 68 | 8 | 8,000 – 13,000 | 20,000 | 10 | 43208027 | PBG 2323/6 INOX 0,35 |
| | | | | 0.60 | 68 | 8 | 8,000 – 13,000 | 20,000 | 10 | 43208032 | PBG 2323/6 INOX 0,60 |
| 30 | 28 | 6 | 25 | 0.15 | 68 | 12 | 6,000 – 9,800 | 20,000 | 10 | 43209007 | PBG 3028/6 INOX 0,15 |
| | | | | 0.25 | 68 | 12 | 6,000 – 9,800 | 20,000 | 10 | 43209012 | PBG 3028/6 INOX 0,25 |
| | | | | 0.35 | 68 | 12 | 6,000 – 9,800 | 20,000 | 10 | 43209004 | PBG 3028/6 INOX 0,35 |
| | | | | | | | | | | 43706006 | POS PBG 3028/6 INOX 0,35 |
| | | | | 0.60 | 68 | 12 | 6,000 – 9,800 | 20,000 | 10 | 43209005 | PBG 3028/6 INOX 0,60 |



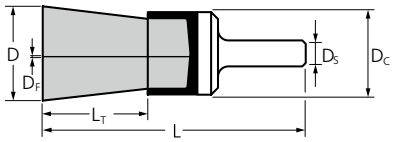


## PBG

Aggressive brush. Suitable for medium-duty brushing such as deburring, cleaning, derusting and descaling, as well as removing spatter.

**Special features:**
- Optimal access to hard-to-reach areas such as recesses and drilled holes.
- Aggressive brushing effect due to the very stiff wire knots.

| D [mm] | $D_C$ [mm] | $D_S$ [mm] | $L_T$ [mm] | $D_F$ [mm] | L [mm] | Knots | Opt. RPM | Max. RPM | | Item no. | Designation |
|---|---|---|---|---|---|---|---|---|---|---|---|
| **Steel wire (ST)** | | | | | | | | | | | |
| 19 | 19 | 6 | 28 | 0.25 | 73 | 7 | 10,000 – 15,000 | 20,000 | 10 | 43200504 | PBGX 1919/6 ST 0.25 |
| | | | | 0.35 | 73 | 7 | 10,000 – 15,000 | 20,000 | 10 | 43200505 | PBGX 1919/6 ST 0.35 |
| | | | | 0.50 | 73 | 7 | 10,000 – 15,000 | 20,000 | 10 | 43200506 | PBGX 1919/6 ST 0.50 |
| 23 | 23 | 6 | 28 | 0.25 | 73 | 9 | 10,000 – 15,000 | 20,000 | 10 | 43200511 | PBGX 2323/6 ST 0.25 |
| | | | | 0.35 | 73 | 9 | 10,000 – 15,000 | 20,000 | 10 | 43200512 | PBGX 2323/6 ST 0.35 |
| | | | | 0.50 | 73 | 9 | 10,000 – 15,000 | 20,000 | 10 | 43200513 | PBGX 2323/6 ST 0.50 |
| 30 | 28 | 6 | 25 | 0.25 | 72 | 13 | 8,000 – 11,300 | 20,000 | 10 | 43200518 | PBGX 3028/6 ST 0.25 |
| | | | | 0.35 | 72 | 13 | 8,000 – 11,300 | 20,000 | 10 | 43200519 | PBGX 3028/6 ST 0.35 |
| | | | | 0.50 | 72 | 13 | 8,000 – 11,300 | 20,000 | 10 | 43200520 | PBGX 3028/6 ST 0.50 |
| **Stainless steel wire (INOX)** | | | | | | | | | | | |
| 19 | 19 | 6 | 28 | 0.15 | 73 | 7 | 8,000 – 13,000 | 20,000 | 10 | 43200500 | PBGX 1919/6 INOX 0.15 |
| | | | | 0.25 | 73 | 7 | 8,000 – 13,000 | 20,000 | 10 | 43200501 | PBGX 1919/6 INOX 0.25 |
| | | | | 0.35 | 73 | 7 | 8,000 – 13,000 | 20,000 | 10 | 43200502 | PBGX 1919/6 INOX 0.35 |
| | | | | 0.60 | 73 | 7 | 8,000 – 13,000 | 20,000 | 10 | 43200503 | PBGX 1919/6 INOX 0.60 |
| 23 | 23 | 6 | 28 | 0.15 | 73 | 9 | 8,000 – 13,000 | 20,000 | 10 | 43200507 | PBGX 2323/6 INOX 0.15 |
| | | | | 0.25 | 73 | 9 | 8,000 – 13,000 | 20,000 | 10 | 43200508 | PBGX 2323/6 INOX 0.25 |
| | | | | 0.35 | 73 | 9 | 8,000 – 13,000 | 20,000 | 10 | 43200509 | PBGX 2323/6 INOX 0.35 |
| | | | | 0.60 | 73 | 9 | 8,000 – 13,000 | 20,000 | 10 | 43200510 | PBGX 2323/6 INOX 0.60 |
| 30 | 28 | 6 | 25 | 0.15 | 72 | 13 | 6,000 – 9,800 | 20,000 | 10 | 43200514 | PBGX 3028/6 INOX 0.15 |

*Continued on next page*

*New item*

# Shank-mounted end brushes
knotted

| D [mm] | $D_C$ [mm] | $D_S$ [mm] | $L_T$ [mm] | $D_F$ [mm] | L [mm] | Knots | Opt. RPM | Max. RPM | | Item no. | Designation |
|---|---|---|---|---|---|---|---|---|---|---|---|
| 30 | 28 | 6 | 25 | 0.25 | 72 | 13 | 6,000 – 9,800 | 20,000 | 10 | 43200515 | PBGX 3028/6 INOX 0.25 |
| | | | | 0.35 | 72 | 13 | 6,000 – 9,800 | 20,000 | 10 | 43200516 | PBGX 3028/6 INOX 0.35 |
| | | | | 0.60 | 72 | 13 | 6,000 – 9,800 | 20,000 | 10 | 43200517 | PBGX 3028/6 INOX 0.60 |





*New item*

# Shank-mounted cup brushes
crimped



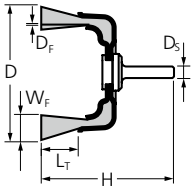


## TBU, industrial use

Generally suitable for cleaning, derusting and smoothing, as well as removal of corrosion and paint. Particularly suitable for brushing on large, flat and easily accessible surfaces due to face-down use with the entire brush face applied to the workpiece. With PFERD TOOLS special wire, characterized by high bending fatigue strength.



**Special features:**
- Highly flexible, enabling optimal adjustment to the workpiece contour.
- Creates fine surfaces.

| D [mm] | $W_F$ [mm] | $D_S$ [mm] | $L_T$ [mm] | Grit size | $D_F$ [mm] | H [mm] | Opt. RPM | Max. RPM | | Item no. | Designation |
|---|---|---|---|---|---|---|---|---|---|---|---|
| **Steel wire (ST)** | | | | | | | | | | | |
| 30 | 10 | 6 | 15 | - | 0.20 | 60 | 5,300 – 7,900 | 10,500 | 10 | 43209701 | TBU 3010/6 ST 0,20 |
| 40 | 15 | 6 | 20 | - | 0.20 | 70 | 5,300 – 7,900 | 10,500 | 10 | 43209711 | TBU 4015/6 ST 0,20 |
| 50 | 10 | 6 | 20 | - | 0.30 | 75 | 5,300 – 7,900 | 10,500 | 10 | 43210001 | TBU 5010/6 ST 0,30 |
| | | | | | | | | | 5 | 43703001 | POS TBU 5010/6 ST 0,30 |
| 60 | 15 | 6 | 20 | - | 0.30 | 85 | 2,200 – 3,400 | 4,500 | 10 | 43211001 | TBU 6015/6 ST 0,30 |
| 70 | 15 | 6 | 22 | - | 0.20 | 80 | 3,000 – 4,500 | 6,000 | 10 | 43211201 | TBU 7015/6 ST 0,20 |
| | | | | | 0.30 | 80 | 3,000 – 4,500 | 6,000 | 10 | 43211202 | TBU 7015/6 ST 0,30 |
| **Stainless steel wire (INOX) –** Supplied with plastic-covered brush body. | | | | | | | | | | | |
| 30 | 10 | 6 | 15 | - | 0.20 | 60 | 4,200 – 6,800 | 10,500 | 10 | 43209704 | TBU 3010/6 INOX 0,20 |
| 40 | 15 | 6 | 20 | - | 0.20 | 70 | 4,200 – 6,800 | 10,500 | 10 | 43209714 | TBU 4015/6 INOX 0,20 |
| 50 | 10 | 6 | 20 | - | 0.30 | 75 | 4,200 – 6,800 | 10,500 | 10 | 43210003 | TBU 5010/6 INOX 0,30 |
| | | | | | | | | | 5 | 43703002 | POS TBU 5010/6 INOX 0,30 |
| 60 | 15 | 6 | 20 | - | 0.30 | 85 | 1,800 – 2,900 | 4,500 | 10 | 43211003 | TBU 6015/6 INOX 0,30 |
| 70 | 15 | 6 | 22 | - | 0.20 | 80 | 2,400 – 4,000 | 6,000 | 10 | 43211204 | TBU 7015/6 INOX 0,20 |
| | | | | | 0.30 | 80 | 2,400 – 4,000 | 6,000 | 10 | 43211205 | TBU 7015/6 INOX 0,30 |
| **Silicon carbide (SiC) plastic filament** | | | | | | | | | | | |
| 50 | 10 | 6 | 20 | 180 | 0.90 | 75 | 4,200 – 6,800 | 10,500 | 10 | 43210004 | TBU 5010/6 SiC 180 0,90 |
| | | | | | | | | | 5 | 43703003 | POS TBU 5010/6 SiC 180 0,90 |
| 60 | 15 | 6 | 20 | 180 | 0.90 | 85 | 1,800 – 2,900 | 4,500 | 10 | 43211004 | TBU 6015/6 SiC 180 0,90 |
| **Ceramic oxide grain (CO) plastic filament** | | | | | | | | | | | |
| 50 | 15 | 6 | 22 | 120 | 1.10 | 75 | 4,200 – 6,800 | 10,500 | 10 | 43210025 | TBU 5015/6 CO 120 1,10 |

# Shank-mounted cup brushes
## crimped



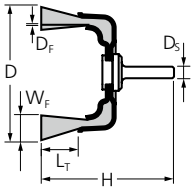


### TBU, with cord wire

Generally suitable for cleaning, derusting and smoothing, as well as removal of corrosion and paint. Particularly suitable for brushing on large, flat and easily accessible surfaces due to face-down use with the entire brush face applied to the workpiece.Brushes with cord wire are particularly robust and durable and are therefore ideally suited to demanding tasks. Cord wire is made of multiple wavy wires which are stranded together. This special wire construction combines the aggressive brushing effect of a knotted brush with the flexibility of a wavy brush, achieving an excellent surface finish and a longer tool life.

**Special features:**
- Highly flexible, enabling optimal adjustment to the workpiece contour.
- Aggressive and effective work due to the special wire construction.
- Longer tool life compared to conventional crimped brushes.

| D [mm] | $W_F$ [mm] | $D_S$ [mm] | $L_T$ [mm] | $D_F$ [mm] | H [mm] | Opt. RPM | Max. RPM | | Item no. | Designation |
|---|---|---|---|---|---|---|---|---|---|---|
| **Brass-plated steel cord wire (LIT STM) –** LIT STM = stranded steel wire, brass-plated | | | | | | | | | | |
| 50 | 10 | 6 | 20 | 0.25 | 75 | 5,300 – 7,900 | 10,500 | 10 | 43210005 | TBU 5010/6 LIT STM 0,25 |

## knotted



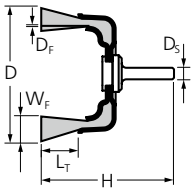


### TBG

Aggressive brush. Excellent for heavy-duty brushing such as deburring, cleaning, derusting and descaling and removal of spatter.

**Special features:**
- Aggressive brushing effect due to the very stiff wire knots.

| D [mm] | $D_S$ [mm] | $D_F$ [mm] | Max. RPM | | Item no. | Designation |
|---|---|---|---|---|---|---|
| **Steel wire (ST)** | | | | | | |
| 50 | 6 | 0.50 | 6,000 | 1 | 43311014 | POS TBGX 50/6 ST 0.50 |
| 65 | 6 | 0.50 | 12,500 | 1 | 43311015 | POS TBGX 65/6 ST 0.50 |





*New item*

# Shank-mounted bevel brushes
crimped



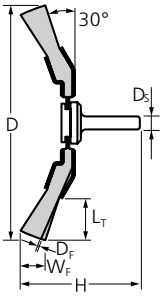


## KBU

Excellent for medium-duty brushing such as deburring, cleaning and derusting.



**Special features:**
- Optimal access to hard-to-reach areas such as inner edges, grooves and keyways.
- Highly flexible, enabling optimal adjustment to the workpiece contour.
- Creates fine surfaces.

| D [mm] | $W_F$ [mm] | $D_S$ [mm] | $L_T$ [mm] | Grit size | $D_F$ [mm] | H [mm] | Opt. RPM | Max. RPM | | Item no. | Designation |
|---|---|---|---|---|---|---|---|---|---|---|---|
| **Steel wire (ST)** | | | | | | | | | | | |
| 50 | 10 | 6 | 10 | - | 0.20 | 49 | 7,500 – 11,300 | 15,000 | 10 | 43220016 | KBU 5010/6 ST 0,20 |
| 70 | 10 | 6 | 15 | - | 0.30 | 58 | 7,500 – 11,300 | 15,000 | 10 | 43220061 | KBU 7010/6 ST 0,30 |
| 80 | 10 | 6 | 20 | - | 0.30 | 62 | 6,000 – 9,000 | 12,000 | 10 | 43220081 | KBU 8010/6 ST 0,30 |
| 95 | 10 | 6 | 25 | - | 0.30 | 62 | 6,000 – 9,000 | 12,000 | 10 | 43312501 | KBU 9510/6 ST 0,30 |
| **Stainless steel wire (INOX) –** All INOX brushes are degreased. | | | | | | | | | | | |
| 50 | 10 | 6 | 10 | - | 0.20 | 49 | 6,000 – 9,800 | 15,000 | 10 | 43220017 | KBU 5010/6 INOX 0,20 |
| 70 | 10 | 6 | 15 | - | 0.15 | 58 | 6,000 – 9,800 | 15,000 | 10 | 43220052 | KBU 7010/6 INOX 0,15 |
| | | | | | 0.20 | 58 | 6,000 – 9,800 | 15,000 | 10 | 43220057 | KBU 7010/6 INOX 0,20 |
| 80 | 10 | 6 | 20 | - | 0.30 | 62 | 4,800 – 7,800 | 12,000 | 10 | 43220082 | KBU 8010/6 INOX 0,30 |
| 95 | 10 | 6 | 25 | - | 0.30 | 62 | 4,800 – 7,800 | 12,000 | 10 | 43312503 | KBU 9510/6 INOX 0,30 |
| **Silicon carbide (SiC) plastic filament** | | | | | | | | | | | |
| 70 | 10 | 6 | 15 | 120 | 0.55 | 58 | 6,000 – 9,800 | 15,000 | 10 | 43220070 | KBU 7010/6 SiC 120 0,55 |
| 80 | 10 | 6 | 20 | 120 | 0.55 | 62 | 4,800 – 7,800 | 12,000 | 10 | *43220090* | KBU 8010/6 SiC 120 0,55 |
| 95 | 10 | 6 | 25 | 120 | 1.10 | 62 | 4,800 – 7,800 | 12,000 | 10 | *43220110* | KBU 9510/6 SiC 120 1,10 |
| **Ceramic oxide grain (CO) plastic filament** | | | | | | | | | | | |
| 70 | 10 | 6 | 15 | 120 | 0.55 | 58 | 6,000 – 9,800 | 15,000 | 10 | 43220075 | KBU 7010/6 CO 120 0,55 |
| 95 | 10 | 6 | 25 | 120 | 1.10 | 62 | 4,800 – 7,800 | 12,000 | 10 | *43220115* | KBU 9510/6 CO 120 1,10 |



*Discontinued product*

# Shank-mounted bevel brushes
crimped



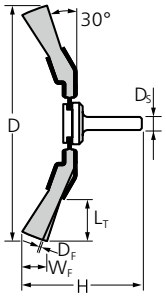


## KBU, with cord wire

Excellent for medium-duty brushing such as deburring, cleaning and derusting.Brushes with cord wire are particularly robust and durable and are therefore ideally suited to demanding tasks. Cord wire is made of multiple wavy wires which are stranded together. This special wire construction combines the aggressive brushing effect of a knotted brush with the flexibility of a wavy brush, achieving an excellent surface finish and a longer tool life.

**Special features:**
- Highly flexible, enabling optimal adjustment to the workpiece contour.
- Aggressive and effective work due to the special wire construction.
- Longer tool life compared to conventional crimped brushes.

| D [mm] | $W_F$ [mm] | $D_S$ [mm] | $L_T$ [mm] | $D_F$ [mm] | H [mm] | Opt. RPM | Max. RPM | | Item no. | Designation |
|---|---|---|---|---|---|---|---|---|---|---|
| **Brass-plated steel cord wire (LIT STM) –** LIT STM = stranded steel wire, brass-plated | | | | | | | | | | |
| 70 | 10 | 6 | 15 | 0.25 | 58 | 7,500 – 11,300 | 15,000 | 10 | 43220062 | KBU 7010/6 LIT STM 0,25 |



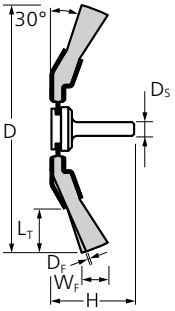


## KBU RS

Excellent for medium-duty brushing such as deburring, cleaning and derusting. Type with backwards shank for convenient and safe backwards working.

**Special features:**
- Optimal access to hard-to-reach areas such as inner edges, grooves and keyways.
- Highly flexible, enabling optimal adjustment to the workpiece contour.
- Creates fine surfaces.

| D [mm] | $W_F$ [mm] | $D_S$ [mm] | $L_T$ [mm] | Grit size | $D_F$ [mm] | H [mm] | Opt. RPM | Max. RPM | | Item no. | Designation |
|---|---|---|---|---|---|---|---|---|---|---|---|
| **Silicon carbide (SiC) plastic filament** | | | | | | | | | | | |
| 70 | 10 | 6 | 15 | 120 | 0.55 | 50 | 6,000 – 9,800 | 15,000 | 10 | 43220080 | KBU 7010/6 SiC 120 0,55 RS |
| **Ceramic oxide grain (CO) plastic filament** | | | | | | | | | | | |
| 70 | 10 | 6 | 15 | 120 | 0.55 | 50 | 6,000 – 9,800 | 15,000 | 10 | 43220085 | KBU 7010/6 CO 120 0,55 RS |

# Shank-mounted wheel brushes
crimped




## RBU, industrial use

Generally suitable for cleaning, derusting, smoothing, cleaning of weld seams, light deburring, and removal of corrosion and paint. With PFERD TOOLS special wire, characterized by high bending fatigue strength.



**Special features:**
- Highly flexible, enabling optimal adjustment to the workpiece contour.
- Creates fine surfaces.

| D [mm] | $W_F$ [mm] | $D_S$ [mm] | $L_T$ [mm] | Grit size | $D_F$ [mm] | H [mm] | Opt. RPM | Max. RPM | | Item no. | Designation |
|---|---|---|---|---|---|---|---|---|---|---|---|
| **Steel wire (ST)** | | | | | | | | | | | |
| 20 | 4 | 6 | 3 | - | 0.20 | 37 | 10,000 – 15,000 | 20,000 | 10 | 43101001 | RBU 2004/6 ST 0,20 |
| 30 | 6 | 6 | 7 | - | 0.20 | 40 | 10,000 – 15,000 | 20,000 | 10 | 43102001 | RBU 3006/6 ST 0,20 |
| | | | | | | | | | | 43701005 | POS RBU 3006/6 ST 0,20 |
| | 9 | 6 | 7 | - | 0.20 | 42 | 10,000 – 15,000 | 20,000 | 10 | 43102021 | RBU 3009/6 ST 0,20 |
| 40 | 9 | 6 | 9 | - | 0.20 | 46 | 9,000 – 13,500 | 18,000 | 10 | 43103001 | RBU 4009/6 ST 0.20 |
| 50 | 4 | 6 | 9 | - | 0.20 | 41 | 7,500 – 11,300 | 15,000 | 10 | 43103021 | RBU 5004/6 ST 0,20 |
| | 10 | 6 | 13 | - | 0.20 | 50 | 7,500 – 11,300 | 15,000 | 10 | 43103102 | RBU 5010/6 ST 0,20 |
| | 15 | 6 | 13 | - | 0.20 | 50 | 7,500 – 11,300 | 15,000 | 10 | 43104001 | RBU 5015/6 ST 0,20 |
| | | | | | | | | | | 43701013 | POS RBU 5015/6 ST 0,20 |
| 60 | 10 | 6 | 15 | - | 0.20 | 50 | 7,500 – 11,300 | 15,000 | 10 | 43104009 | RBU 6010/6 ST 0,20 |
| | 15 | 6 | 15 | - | 0.20 | 50 | 7,500 – 11,300 | 15,000 | 10 | 43104011 | RBU 6015/6 ST 0,20 |
| 70 | 4 | 6 | 9 | - | 0.20 | 41 | 7,500 – 11,300 | 15,000 | 10 | 43104051 | RBU 7004/6 ST 0,20 |
| | 10 | 6 | 19 | - | 0.30 | 50 | 7,500 – 11,300 | 15,000 | 10 | 43104101 | RBU 7010/6 ST 0,30 |
| | 15 | 6 | 19 | - | 0.30 | 50 | 7,500 – 11,300 | 15,000 | 10 | 43105001 | RBU 7015/6 ST 0,30 |
| | | | | | | | | | | 43701017 | POS RBU 7015/6 ST 0,30 |
| 80 | 4 | 6 | 10 | - | 0.20 | 41 | 6,000 – 9,000 | 12,000 | 10 | 43105021 | RBU 8004/6 ST 0,20 |
| | 15 | 6 | 19 | - | 0.30 | 50 | 6,000 – 9,000 | 12,000 | 10 | 43106001 | RBU 8015/6 ST 0,30 |
| 100 | 10 | 6 | 25 | - | 0.30 | 50 | 6,000 – 9,000 | 12,000 | 10 | 43109001 | RBU 10010/6 ST 0,30 |
| | | | | | | | | | | 43701018 | POS RBU 10010/6 ST 0,30 |
| | 15 | 6 | 25 | - | 0.20 | 51 | 6,000 – 9,000 | 12,000 | 10 | 43109005 | RBU 10015/6 ST 0,20 |
| | | | | | 0.30 | 51 | 6,000 – 9,000 | 12,000 | 10 | 43109004 | RBU 10015/6 ST 0,30 |
| | 20 | 6 | 25 | - | 0.20 | 54 | 6,000 – 9,000 | 12,000 | 10 | 43109007 | RBU 10020/6 ST 0,20 |
| | | | | | 0.30 | 54 | 6,000 – 9,000 | 12,000 | 10 | 43109006 | RBU 10020/6 ST 0,30 |
| **Stainless steel wire (INOX)** | | | | | | | | | | | |
| 20 | 4 | 6 | 3 | - | 0.20 | 37 | 8,000 – 13,000 | 20,000 | 10 | 43101003 | RBU 2004/6 INOX 0,20 |
| 30 | 6 | 6 | 7 | - | 0.20 | 40 | 8,000 – 13,000 | 20,000 | 10 | 43102003 | RBU 3006/6 INOX 0,20 |
| | | | | | | | | | | 43701006 | POS RBU 3006/6 INOX 0,20 |
| | 9 | 6 | 7 | - | 0.20 | 42 | 8,000 – 13,000 | 20,000 | 10 | 43102023 | RBU 3009/6 INOX 0,20 |
| 40 | 9 | 6 | 9 | - | 0.20 | 46 | 7,200 – 11,700 | 18,000 | 10 | 43103003 | RBU 4009/6 INOX 0,20 |
| 50 | 4 | 6 | 9 | - | 0.20 | 41 | 6,000 – 9,800 | 15,000 | 10 | 43103023 | RBU 5004/6 INOX 0,20 |
| | 10 | 6 | 13 | - | 0.20 | 50 | 6,000 – 9,800 | 15,000 | 10 | 43103103 | RBU 5010/6 INOX 0,20 |
| | 15 | 6 | 13 | - | 0.20 | 50 | 6,000 – 9,800 | 15,000 | 10 | 43104003 | RBU 5015/6 INOX 0,20 |
| | | | | | | | | | | 43701014 | POS RBU 5015/6 INOX 0,20 |
| 60 | 10 | 6 | 15 | - | 0.20 | 50 | 6,000 – 9,800 | 15,000 | 10 | 43104010 | RBU 6010/6 INOX 0,20 |
| | 15 | 6 | 15 | - | 0.20 | 50 | 6,000 – 9,800 | 15,000 | 10 | 43104033 | RBU 6015/6 INOX 0,20 |
| 70 | 4 | 6 | 9 | - | 0.20 | 41 | 6,000 – 9,800 | 15,000 | 10 | 43104053 | RBU 7004/6 INOX 0,20 |
| | 10 | 6 | 19 | - | 0.20 | 50 | 6,000 – 9,800 | 15,000 | 10 | 43104102 | RBU 7010/6 INOX 0,20 |

*Continued on next page*

# Shank-mounted wheel brushes
crimped

PFERD TOOLS

| D [mm] | $W_F$ [mm] | $D_S$ [mm] | $L_T$ [mm] | Grit size | $D_F$ [mm] | H [mm] | Opt. RPM | Max. RPM | | Item no. | Designation |
|---|---|---|---|---|---|---|---|---|---|---|---|
| 70 | 15 | 6 | 19 | - | 0.15 | 50 | 6,000 – 9,800 | 15,000 | 10 | 43104106 | RBU 7015/6 INOX 0,15 |
| | | | | | 0.30 | 50 | 6,000 – 9,800 | 15,000 | 10 | 43105003 | RBU 7015/6 INOX 0,30 |
| | | | | | | | | | | 43701019 | POS RBU 7015/6 INOX 0,30 |
| 80 | 4 | 6 | 10 | - | 0.20 | 41 | 4,800 – 7,800 | 12,000 | 10 | 43105023 | RBU 8004/6 INOX 0,20 |
| | 10 | 6 | 19 | - | 0.20 | 50 | 4,800 – 7,800 | 12,000 | 10 | 43105103 | RBU 8010/6 INOX 0,20 |
| | 15 | 6 | 19 | - | 0.15 | 50 | 4,800 – 7,800 | 12,000 | 10 | 43106102 | RBU 8015/6 INOX 0,15 |
| | | | | | 0.30 | 50 | 4,800 – 7,800 | 12,000 | 10 | 43106003 | RBU 8015/6 INOX 0,30 |
| 100 | 10 | 6 | 25 | - | 0.30 | 50 | 4,800 – 7,800 | 12,000 | 10 | 43109003 | RBU 10010/6 INOX 0,30 |
| | | | | | | | | | | 43701020 | POS RBU 10010/6 INOX 0,30 |
| | 15 | 6 | 25 | - | 0.20 | 51 | 4,800 – 7,800 | 12,000 | 10 | 43109009 | RBU 10015/6 INOX 0,20 |
| | | | | | 0.30 | 51 | 4,800 – 7,800 | 12,000 | 10 | 43109008 | RBU 10015/6 INOX 0,30 |
| | 20 | 6 | 25 | - | 0.20 | 54 | 4,800 – 7,800 | 12,000 | 10 | 43109011 | RBU 10020/6 INOX 0,20 |
| | | | | | 0.30 | 54 | 4,800 – 7,800 | 12,000 | 10 | 43109010 | RBU 10020/6 INOX 0,30 |
| **Brass wire (MES)** | | | | | | | | | | | |
| 20 | 4 | 6 | 3 | - | 0.20 | 37 | 8,000 – 13,000 | 20,000 | 10 | 43101002 | RBU 2004/6 MES 0,20 |
| 30 | 6 | 6 | 7 | - | 0.20 | 40 | 8,000 – 13,000 | 20,000 | 10 | 43102002 | RBU 3006/6 MES 0,20 |
| 40 | 9 | 6 | 9 | - | 0.20 | 46 | 7,200 – 11,700 | 18,000 | 10 | 43103002 | RBU 4009/6 MES 0,20 |
| 50 | 15 | 6 | 13 | - | 0.20 | 50 | 6,000 – 9,800 | 15,000 | 10 | 43104002 | RBU 5015/6 MES 0,20 |
| 70 | 15 | 6 | 19 | - | 0.30 | 50 | 6,000 – 9,800 | 15,000 | 10 | 43105002 | RBU 7015/6 MES 0,30 |
| 80 | 15 | 6 | 19 | - | 0.30 | 50 | 4,800 – 7,800 | 12,000 | 10 | 43106002 | RBU 8015/6 MES 0,30 |
| **Silicon carbide (SiC) plastic filament** | | | | | | | | | | | |
| 50 | 4 | 6 | 10 | 120 | 0.55 | 50 | 6,000 – 9,800 | 15,000 | 10 | 43103025 | RBU 5004/6 SiC 120 0,55 |
| | 10 | 6 | 13 | 180 | 0.90 | 50 | 6,000 – 9,800 | 15,000 | 10 | 43103101 | RBU 5010/6 SiC 180 0,90 |
| | 15 | 6 | 13 | 180 | 0.90 | 50 | 6,000 – 9,800 | 15,000 | 10 | 43104004 | RBU 5015/6 SiC 180 0,90 |
| | | | | | | | | | | 43701016 | POS RBU 5015/6 SiC 180 0,90 |
| 70 | 8 | 6 | 19 | 120 | 0.55 | 50 | 6,000 – 9,800 | 15,000 | 10 | 43104075 | RBU 7008/6 SiC 120 0,55 |
| | 15 | 6 | 19 | 180 | 0.90 | 50 | 6,000 – 9,800 | 15,000 | 10 | 43105004 | RBU 7015/6 SiC 180 0,90 |
| | | | | | | | | | | 43701025 | POS RBU 7015/6 SiC 180 0,90 |
| 80 | 8 | 6 | 19 | 120 | 0.55 | 50 | 4,800 – 7,800 | 12,000 | 10 | 43105075 | RBU 8008/6 SiC 120 0,55 |
| | 15 | 6 | 19 | 180 | 0.90 | 50 | 4,800 – 7,800 | 12,000 | 10 | 43106004 | RBU 8015/6 SiC 180 0,90 |
| **Ceramic oxide grain (CO) plastic filament** | | | | | | | | | | | |
| 50 | 4 | 6 | 10 | 120 | 0.55 | 50 | 6,000 – 9,800 | 15,000 | 10 | 43103028 | RBU 5004/6 CO 120 0,55 |
| | 15 | 6 | 13 | 120 | 1.10 | 50 | 6,000 – 9,800 | 15,000 | 10 | 43104008 | RBU 5015/6 CO 120 1,10 |
| 70 | 8 | 6 | 19 | 120 | 0.55 | 50 | 6,000 – 9,800 | 15,000 | 10 | 43104078 | RBU 7008/6 CO 120 0,55 |
| | 15 | 6 | 19 | 120 | 1.10 | 50 | 6,000 – 9,800 | 15,000 | 10 | 43105008 | RBU 7015/6 CO 120 1,10 |
| 80 | 8 | 6 | 19 | 120 | 0.55 | 50 | 4,800 – 7,800 | 12,000 | 10 | 43105078 | RBU 8008/6 CO 120 0,55 |
| | 15 | 6 | 19 | 120 | 1.10 | 50 | 4,800 – 7,800 | 12,000 | 10 | 43106008 | RBU 8015/6 CO 120 1,10 |

# Shank-mounted wheel brushes
## crimped



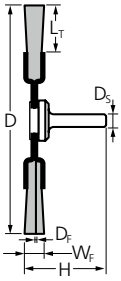


### RBU, with cord wire

Generally suitable for cleaning, derusting, smoothing, cleaning of weld seams, light deburring, and removal of corrosion and paint.Brushes with cord wire are particularly robust and durable and are therefore ideally suited to demanding tasks. Cord wire is made of multiple wavy wires which are stranded together. This special wire construction combines the aggressive brushing effect of a knotted brush with the flexibility of a wavy brush, achieving an excellent surface finish and a longer tool life.

**Special features:**
- Highly flexible, enabling optimal adjustment to the workpiece contour.
- Aggressive and effective work due to the special wire construction.
- Longer tool life compared to conventional crimped brushes.

| D [mm] | $W_F$ [mm] | $D_S$ [mm] | $L_T$ [mm] | $D_F$ [mm] | H [mm] | Opt. RPM | Max. RPM | | Item no. | Designation |
|---|---|---|---|---|---|---|---|---|---|---|
| **Brass-plated steel cord wire (LIT STM) –** LIT STM = stranded steel wire, brass-plated | | | | | | | | | | |
| 70 | 15 | 6 | 19 | 0.25 | 50 | 7,500 – 11,300 | 15,000 | 10 | 43105005 | RBU 7015/6 LIT STM 0,25 |



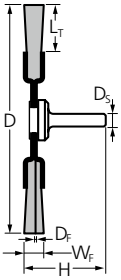


### RBV, encapsulated

Particularly aggressive brushing effect for heavy-duty brushing.



**Special features:**
- Focused working thanks to high dimensional stability.
- Maximum tool life as premature wire breakage is prevented.

| D [mm] | $W_F$ [mm] | $D_S$ [mm] | $L_T$ [mm] | $D_F$ [mm] | H [mm] | Opt. RPM | Max. RPM | | Item no. | Designation |
|---|---|---|---|---|---|---|---|---|---|---|
| **Steel wire (ST) –** ST = brass-plated steel wire | | | | | | | | | | |
| 63 | 7 | 6 | 20 | 0.30 | 40 | 7,500 – 11,300 | 15,000 | 1 | 43507501 | RBV 6307/6 ST 0,30 |

## knotted



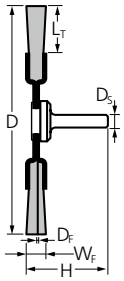


### RBG, industrial use

Aggressive brush for cleaning, derusting and work on weld seams.With PFERD TOOLS special wire, characterized by high bending fatigue strength.

**Special features:**
- Optimal access to hard-to-reach areas such as grooves and recesses.
- Aggressive brushing effect due to the very stiff wire knots.

| D [mm] | $W_F$ [mm] | $D_S$ [mm] | $L_T$ [mm] | $D_F$ [mm] | H [mm] | Knots | Opt. RPM | Max. RPM | | Item no. | Designation |
|---|---|---|---|---|---|---|---|---|---|---|---|
| **Steel wire (ST)** | | | | | | | | | | | |
| 76 | 6 | 6 | 16 | 0.35 | 42 | 18 | 12,500 – 18,800 | 25,000 | 10 | 43107001 | RBG 7006/6 ST 0,35 |
| | | | | | | | | | | 43702001 | POS RBG 7006/6 ST 0,35 |
| | | | | 0.50 | 42 | 18 | 12,500 – 18,800 | 25,000 | 10 | 43107002 | RBG 7006/6 ST 0,50 |
| | | | | | | | | | | 43702003 | POS RBG 7006/6 ST 0,50 |

*Continued on next page*

# Shank-mounted wheel brushes
knotted

| D [mm] | $W_F$ [mm] | $D_S$ [mm] | $L_T$ [mm] | $D_F$ [mm] | H [mm] | Knots | Opt. RPM | Max. RPM | | Item no. | Designation |
|---|---|---|---|---|---|---|---|---|---|---|---|
| 76 | 12 | 6 | 16 | 0.35 | 42 | 18 | 12,500 – 18,800 | 25,000 | 10 | 43107011 | RBG 7012/6 ST 0,35 |
| | | | | 0.50 | 42 | 18 | 12,500 – 18,800 | 25,000 | 10 | 43107012 | RBG 7012/6 ST 0,50 |
| 100 | 12 | 6 | 19 | 0.35 | 42 | 22 | 10,000 – 15,000 | 20,000 | 10 | 43108001 | RBG 10012/6 ST 0,35 |
| | | | | 0.50 | 42 | 22 | 10,000 – 15,000 | 20,000 | 10 | 43108002 | RBG 10012/6 ST 0,50 |
| **Stainless steel wire (INOX) –** All INOX brushes are degreased. | | | | | | | | | | | |
| 76 | 6 | 6 | 16 | 0.35 | 42 | 18 | 10,000 – 16,300 | 25,000 | 10 | 43107003 | RBG 7006/6 INOX 0,35 |
| | | | | | | | | | | 43702002 | POS RBG 7006/6 INOX 0,35 |
| | | | | 0.50 | 42 | 18 | 10,000 – 16,300 | 25,000 | 10 | 43107004 | RBG 7006/6 INOX 0,50 |
| | 12 | 6 | 16 | 0.35 | 42 | 18 | 10,000 – 16,300 | 25,000 | 10 | 43107013 | RBG 7012/6 INOX 0,35 |
| | | | | 0.50 | 42 | 18 | 10,000 – 16,300 | 25,000 | 10 | 43107014 | RBG 7012/6 INOX 0,50 |
| 100 | 12 | 6 | 19 | 0.35 | 42 | 22 | 8,000 – 13,000 | 20,000 | 10 | 43108005 | RBG 10012/6 INOX 0,35 |
| | | | | 0.50 | 42 | 22 | 8,000 – 13,000 | 20,000 | 10 | 43108006 | RBG 10012/6 INOX 0,50 |



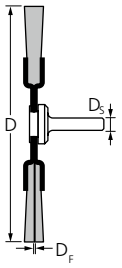


## RBG, industrial use

Aggressive brush for cleaning, derusting and work on weld seams.

**Special features:**
- Optimal access to hard-to-reach areas such as grooves and recesses.
- Aggressive brushing effect due to the very stiff wire knots.

| D [mm] | $W_F$ [mm] | $D_S$ [mm] | $L_T$ [mm] | $D_F$ [mm] | H [mm] | Knots | Opt. RPM | Max. RPM | | Item no. | Designation |
|---|---|---|---|---|---|---|---|---|---|---|---|
| **Steel wire (ST)** | | | | | | | | | | | |
| 60 | 12 | 6 | 15 | 0.35 | 37 | 16 | 7,500 – 11,300 | 15,000 | 10 | 43100803 | RBGX 6012/6 ST 0.35 |
| 76 | 6 | 6 | 15 | 0.35 | 37 | 18 | 7,500 – 11,300 | 15,000 | 10 | 43100804 | RBGX 7606/6 ST 0.35 |
| | | | | 0.50 | 37 | 18 | 7,500 – 11,300 | 15,000 | 10 | 43100801 | RBGX 7606/6 ST 0.50 |
| | 12 | 6 | 15 | 0.35 | 37 | 18 | 7,500 – 11,300 | 15,000 | 10 | 43100802 | RBGX 7612/6 ST 0.35 |
| | | | | 0.50 | 37 | 18 | 7,500 – 11,300 | 15,000 | 10 | 43100800 | RBGX 7612/6 ST 0.50 |
| **Stainless steel wire (INOX)** | | | | | | | | | | | |
| 60 | 12 | 6 | 15 | 0.35 | 37 | 16 | 6,000 – 9,800 | 15,000 | 10 | 43100807 | RBGX 6012/6 INOX 0.35 |
| 76 | 6 | 6 | 15 | 0.35 | 37 | 18 | 6,000 – 9,800 | 15,000 | 10 | 43100808 | RBGX 7606/6 INOX 0.35 |
| | 12 | 6 | 15 | 0.35 | 37 | 18 | 6,000 – 9,800 | 15,000 | 10 | 43100806 | RBGX 7612/6 INOX 0.35 |
| | | | | 0.50 | 37 | 18 | 6,000 – 9,800 | 15,000 | 10 | 43100805 | RBGX 7612/6 INOX 0.50 |





*New item*



## BSO

Set of different wheel, cup and end brushes with a 6 mm shank.

**Special features:**
- Selection of the most common versions.
- Promotional display box.

| Contents | Contents [Piece] | | Item no. | Designation |
|---|---|---|---|---|
| TBU 5010/6 ST 0,30, PBU 1010/6 ST 0,35, PBU 1516/6 ST 0,35, PBU 2022/6 ST 0,50, RBU 3006/6 ST 0,20, RBU 4009/6 ST 0.20, RBU 5015/6 ST 0,20, RBU 7015/6 ST 0,30 | 80 | 1 | 43900001 | BSO 5500 ST |

# Wheel brushes for burnishing machines
crimped




## WBU, for burnishing machines

Excellent for surface structuring work on workpieces with large surfaces.



**Special features:**
- Can be used with all commercially available burnishing machines thanks to the hole with four keyways.
- Creates fine surfaces.

| D [mm] | $W_F$ [mm] | $L_T$ [mm] | $D_A$ [mm] | Grit size | $D_F$ [mm] | Opt. RPM | Max. RPM | | Item no. | Designation |
|---|---|---|---|---|---|---|---|---|---|---|
| **Brass-plated steel cord wire (LIT STM) –** LIT STM = stranded steel wire, brass-plated | | | | | | | | | | |
| 100 | 100 | 26 | 19.1 | - | 0.27 | 3,000 – 4,500 | 6,000 | 1 | 43509001 | WBU 100100/19,1 LIT ST 0,27 |
| **Stainless steel wire (INOX)** | | | | | | | | | | |
| 100 | 100 | 26 | 19.1 | - | 0.20 | 2,400 – 3,900 | 6,000 | 1 | 43509003 | WBU 100100/19,1 INOX 0,20 |
| **Silicon carbide (SiC) plastic filament** | | | | | | | | | | |
| 100 | 100 | 26 | 19.1 | 80 | 1.27 | 2,400 – 3,900 | 6,000 | 1 | 43509005 | WBU 100100/19,1 SiC 80 1,27 |




## RBGIT CT, COMBITWIST

Very aggressive brush for heavy-duty brushing. Specially developed for work on stainless steel (INOX). Suitable for work on corners and edges as the knots are less likely to unravel.



**Special features:**

- Maximum protection against corrosion as all components are produced from stainless steel (INOX) in quality 1.4310/1.4301 (V2A). Particularly well-suited to use in extremely critical environments.
- Maximum economic efficiency due to maximum tool life and stock removal rate and high level of comfort thanks to smooth running with no brush recoiling.
- Aggressive brushing effect due to the very stiff wire knots.

| D [mm] | $W_F$ [mm] | $L_T$ [mm] | $D_A$ [mm] | $D_F$ [mm] | Knots | Opt. RPM | Max. RPM | | Item no. | Designation |
|---|---|---|---|---|---|---|---|---|---|---|
| **Stainless steel wire (INOX) –** All INOX brushes are degreased. | | | | | | | | | | |
| 115 | 12 | 22 | 22.2 | 0.35 | 24 | 5,000 – 12,500 | 12,500 | 1 | 43300042 | POS RBGIT 11512/22,2 CT INOX 0,35 |




## RBGIT PIPE CT, Pipeline, COMBITWIST

Brush that has been specially developed for work on stainless steel (INOX). Perfect for heavy-duty brushing in pipeline and container construction. Suitable for work on corners and edges as the knots are less likely to unravel.

**Special features:**

- Maximum protection against corrosion as all components are produced from stainless steel (INOX) in quality 1.4310/1.4301 (V2A). Particularly well-suited to use in extremely critical environments.
- Extra-slim design enables optimal access to hard-to-reach areas such as root weld seams.
- Maximum economic efficiency due to maximum tool life and stock removal rate and high level of comfort thanks to smooth running with no brush recoiling.

| D [mm] | $W_F$ [mm] | $L_T$ [mm] | $D_A$ [mm] | $D_F$ [mm] | Knots | Opt. RPM | Max. RPM | | Item no. | Designation |
|---|---|---|---|---|---|---|---|---|---|---|
| **Stainless steel wire (INOX) –** All INOX brushes are degreased. | | | | | | | | | | |
| 115 | 6 | 22 | 22.2 | 0.50 | 36 | 5,000 – 12,500 | 12,500 | 1 | 43300032 | POS RBGIT 11506/22,2 PIPE CT INOX 0,50 |



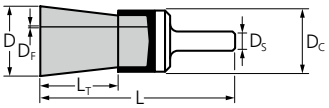


## PBUIT, crimped

Suitable for light brushing such as deburring, cleaning, and removal of heat discolouration. Specially developed for work on stainless steel (INOX).

**Special features:**
- Maximum protection against corrosion as all components are produced from stainless steel (INOX) in quality 1.4310/1.4301 (V2A). Particularly well-suited to use in extremely critical environments.
- Optimal access to hard-to-reach areas such as drilled holes and cavities as the filament spreads out upon rotation.
- Creates fine surfaces.

| D [mm] | $D_C$ [mm] | $D_S$ [mm] | $L_T$ [mm] | $D_F$ [mm] | L [mm] | Opt. RPM | Max. RPM | | Item no. | Designation |
|---|---|---|---|---|---|---|---|---|---|---|
| **Stainless steel wire (INOX) –** All INOX brushes are degreased. | | | | | | | | | | |
| 15 | 16 | 6 | 22 | 0.15 | 65 | 7,200 – 11,700 | 18,000 | 10 | 43200022 | PBUIT 1516/6 INOX 0,15 |
| | | | | 0.20 | 65 | 7,200 – 11,700 | 18,000 | 10 | 43200027 | PBUIT 1516/6 INOX 0,20 |
| 20 | 22 | 6 | 25 | 0.15 | 70 | 7,200 – 11,700 | 18,000 | 10 | 43200032 | PBUIT 2022/6 INOX 0,15 |
| | | | | 0.20 | 70 | 7,200 – 11,700 | 18,000 | 10 | 43200037 | PBUIT 2022/6 INOX 0,20 |



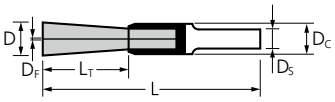


## PBGSIT, SINGLETWIST, knotted

Particularly flexible single-knot brush for special applications. Specially developed for work on stainless steel (INOX).



**Special features:**
- Maximum protection against corrosion as all components are produced from stainless steel (INOX) in quality 1.4310/1.4301 (V2A). Particularly well-suited to use in extremely critical environments.
- Optimal access to hard-to-reach areas such as inside corners, as the knot is less likely to unravel.

| D [mm] | $D_C$ [mm] | $D_S$ [mm] | $L_T$ [mm] | $D_F$ [mm] | L [mm] | Opt. RPM | Max. RPM | | Item no. | Designation |
|---|---|---|---|---|---|---|---|---|---|---|
| **Stainless steel wire (INOX) –** All INOX brushes are degreased. | | | | | | | | | | |
| 10 | 10 | 6 | 25 | 0.20 | 65 | 4,000 – 6,500 | 10,000 | 10 | 43200102 | PBGSIT 1010/6 INOX 0,20 |
| | | | | 0.35 | 65 | 4,000 – 6,500 | 10,000 | 10 | 43200107 | PBGSIT 1010/6 INOX 0,35 |

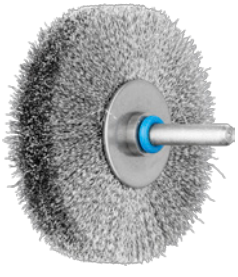

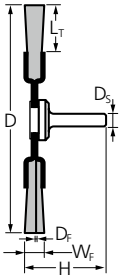


## RBUIT

Generally suitable for cleaning, deburring and removal of heat discolouration. Specially developed for work on stainless steel (INOX).



**Special features:**
- Maximum protection against corrosion as all components are produced from stainless steel (INOX) in quality 1.4310/1.4301 (V2A). Particularly well-suited to use in extremely critical environments.
- Highly flexible, enabling optimal adjustment to the workpiece contour.
- Creates fine surfaces.

| D [mm] | $W_F$ [mm] | $D_S$ [mm] | $L_T$ [mm] | $D_F$ [mm] | H [mm] | Opt. RPM | Max. RPM | | Item no. | Designation |
|---|---|---|---|---|---|---|---|---|---|---|
| **Stainless steel wire (INOX) –** All INOX brushes are degreased. | | | | | | | | | | |
| 30 | 6 | 6 | 7 | 0.20 | 40 | 8,000 – 13,000 | 20,000 | 10 | 43100012 | RBUIT 3006/6 INOX 0,20 |
| 50 | 15 | 6 | 13 | 0.20 | 50 | 6,000 – 9,800 | 15,000 | 10 | 43100032 | RBUIT 5015/6 INOX 0,20 |
| 70 | 15 | 6 | 19 | 0.15 | 50 | 6,000 – 9,800 | 15,000 | 10 | 43100062 | RBUIT 7015/6 INOX 0,15 |
| | | | | 0.30 | 50 | 6,000 – 9,800 | 15,000 | 10 | 43100067 | RBUIT 7015/6 INOX 0,30 |
| 80 | 15 | 6 | 19 | 0.15 | 50 | 4,800 – 7,800 | 12,000 | 10 | 43100072 | RBUIT 8015/6 INOX 0,15 |
| | | | | 0.30 | 50 | 4,800 – 7,800 | 12,000 | 10 | 43100077 | RBUIT 8015/6 INOX 0,30 |



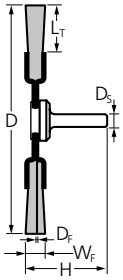


## RBUIT, crimped with plastic filament and plastic side plates

Generally suitable for cleaning, deburring and removal of heat discolouration. Specially developed for work on stainless steel (INOX). Maximum protection against corrosion as all metallic components are produced from stainless steel (INOX) in quality 1.4310/1.4301 (V2A). Particularly well suited to use in extremely critical environments.

**Special features:**
- Plastic side plate prevents damage and contamination in the event of workpiece contact.
- All components are made from non-rusting materials.
- Highly flexible, enabling optimal adjustment to the workpiece contour. Creates fine surfaces.

| D [mm] | $W_F$ [mm] | $D_S$ [mm] | $L_T$ [mm] | Grit size | $D_F$ [mm] | H [mm] | Opt. RPM | Max. RPM | | Item no. | Designation |
|---|---|---|---|---|---|---|---|---|---|---|---|
| **Silicon carbide (SiC) plastic filament** | | | | | | | | | | | |
| 50 | 15 | 6 | 13 | 180 | 0.90 | 50 | 6,000 – 9,800 | 15,000 | 10 | 43210008 | RBUIT 5015/6 SIC 180 0.90 KS |
| 70 | 15 | 6 | 19 | 180 | 0.90 | 50 | 6,000 – 9,800 | 15,000 | 10 | 43105006 | RBUIT 7015/6 SIC 180 0,90 KS |



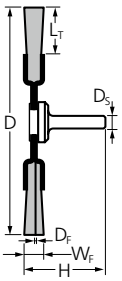


## RBGIT, knotted

Generally suitable for cleaning, deburring and removal of heat discolouration. Specially developed for work on stainless steel (INOX).

**Special features:**
- Maximum protection against corrosion as all components are produced from stainless steel (INOX) in quality 1.4310/1.4301 (V2A). Particularly well-suited to use in extremely critical environments.
- Aggressive brushing effect due to the very stiff wire knots.

| D [mm] | $W_F$ [mm] | $D_S$ [mm] | $L_T$ [mm] | $D_F$ [mm] | Knots | H [mm] | Opt. RPM | Max. RPM | | Item no. | Designation |
|---|---|---|---|---|---|---|---|---|---|---|---|
| **Stainless steel wire (INOX) –** All INOX brushes are degreased. | | | | | | | | | | | |
| 76 | 6 | 6 | 16 | 0.35 | 18 | 42 | 10,000 – 16,300 | 25,000 | 10 | 43100252 | RBGIT 7006/6 INOX 0,35 |

# INOX-TOTAL
## Shank-mounted bevel brushes



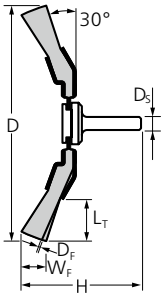


### KBUIT

Excellent for medium-duty brushing such as deburring, cleaning, and removal of heat discolouration. Specially developed for work on stainless steel (INOX).



**Special features:**
- Maximum protection against corrosion as all components are produced from stainless steel (INOX) in quality 1.4310/1.4301 (V2A). Particularly well-suited to use in extremely critical environments.
- Optimal access to hard-to-reach areas such as inner edges, grooves and keyways.
- Highly flexible, enabling optimal adjustment to the workpiece contour. Creates fine surfaces.

| D [mm] | $W_F$ [mm] | $D_S$ [mm] | $L_T$ [mm] | $D_F$ [mm] | H [mm] | Opt. RPM | Max. RPM | | Item no. | Designation |
|---|---|---|---|---|---|---|---|---|---|---|
| **Stainless steel wire (INOX) –** All INOX brushes are degreased. | | | | | | | | | | |
| 50 | 10 | 6 | 10 | 0.20 | 49 | 6,000 – 9,800 | 15,000 | 10 | 43225017 | KBUIT 5010/6 INOX 0,20 |
| 70 | 10 | 6 | 15 | 0.15 | 58 | 6,000 – 9,800 | 15,000 | 10 | 43225052 | KBUIT 7010/6 INOX 0,15 |
| | | | | 0.20 | 58 | 6,000 – 9,800 | 15,000 | 10 | 43225057 | KBUIT 7010/6 INOX 0,20 |
| 80 | 10 | 6 | 20 | 0.30 | 62 | 4,800 – 7,800 | 12,000 | 10 | 43225087 | KBUIT 8010/6 INOX 0,30 |

## Shank-mounted cup brushes



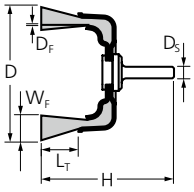


### TBUIT, crimped

Specially developed for work on stainless steel (INOX). Generally suitable for cleaning, derusting and smoothing, as well as removal of corrosion and paint. Particularly suitable for brushing on large, flat and easily accessible surfaces due to face-down use with the entire brush face applied to the workpiece.

**Special features:**
- Maximum protection against corrosion as all components are produced from stainless steel (INOX) in quality 1.4310/1.4301 (V2A). Particularly well-suited to use in extremely critical environments.
- Highly flexible, enabling optimal adjustment to the workpiece contour.
- Creates fine surfaces.

| D [mm] | $D_S$ [mm] | $D_F$ [mm] | Max. RPM | | Item no. | Designation |
|---|---|---|---|---|---|---|
| **Stainless steel wire (INOX) –** All INOX brushes are degreased. | | | | | | |
| 50 | 6 | 0.30 | 10,500 | 10 | 43210006 | TBUIT 5010/6 INOX 0,30 |



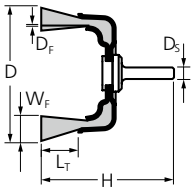


## TBUIT, crimped with plastic filament

Generally suitable for cleaning, derusting and smoothing, as well as removal of corrosion and paint. Particularly suitable for brushing on large, flat and easily accessible surfaces due to face-down use with the entire brush face applied to the workpiece. Maximum protection against corrosion as all metallic components are produced from stainless steel (INOX) in quality 1.4310/1.4301 (V2A). Particularly well suited to use in extremely critical environments.

**Special features:**
- All components are made from non-rusting materials.
- Highly flexible, enabling optimal adjustment to the workpiece contour.
- Creates fine surfaces.

| D [mm] | $D_S$ [mm] | Grit size | $D_F$ [mm] | Max. RPM | | Item no. | Designation |
|---|---|---|---|---|---|---|---|
| **Silicon carbide (SiC) plastic filament** | | | | | | | |
| 50 | 6 | 180 | 0.90 | 10,500 | 10 | 43210007 | TBUIT 5010/6 SiC 180 0,90 |

# Miniature brushes
## End brushes, crimped

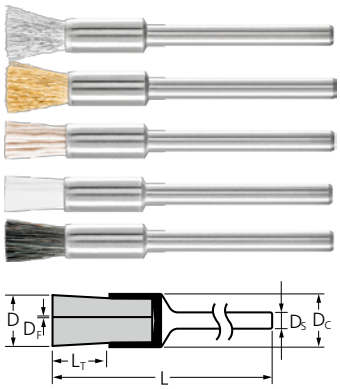


### PBU

Suitable for light brushing such as deburring, cleaning and polishing. Miniature brushes can be used on flexible shaft drives, micro motors or electric grinders.



**Special features:**
- Maximum precision and efficiency in work on delicate workpieces.
- Optimal access to hard-to-reach areas such as drilled holes and cavities as the filament spreads out upon rotation.
- Creates fine surfaces.

| D [mm] | $D_C$ [mm] | $D_S$ [mm] | $L_T$ [mm] | Grit size | $D_F$ [mm] | L [mm] | Opt. RPM | Max. RPM | | Item no. | Designation |
|---|---|---|---|---|---|---|---|---|---|---|---|
| **Steel wire (ST)** | | | | | | | | | | | |
| 5 | 5 | 3 | 8 | - | 0.10 | 45 | 5,000 – 15,000 | 25,000 | 10 | 43200351 | PBU 0505/3 ST 0,10 |
| **Stainless steel wire (INOX)** | | | | | | | | | | | |
| 5 | 5 | 3 | 8 | - | 0.10 | 45 | 4,000 – 10,000 | 25,000 | 10 | 43200352 | PBU 0505/3 INOX 0,10 |
| **Brass wire (MES)** | | | | | | | | | | | |
| 5 | 5 | 3 | 8 | - | 0.10 | 45 | 4,000 – 10,000 | 25,000 | 10 | 43200353 | PBU 0505/3 MES 0,10 |
| **Silicon carbide (SiC) plastic filament** | | | | | | | | | | | |
| 5 | 5 | 3 | 8 | 320 | 0.55 | 45 | 1,200 – 5,000 | 25,000 | 10 | 43200354 | PBU 0505/3 SiC 320 0,55 |
| | | | | 800 | 0.25 | 45 | 1,200 – 5,000 | 25,000 | 10 | 43200355 | PBU 0505/3 SiC 800 0,25 |
| **Aluminium oxide (AO) plastic filament** | | | | | | | | | | | |
| 5 | 5 | 3 | 8 | 320 | 0.50 | 45 | 1,200 – 5,000 | 25,000 | 10 | *43200361* | PBU 0505/3 AO 320 0,50 |
| | | | | 600 | 0.30 | 45 | 1,200 – 5,000 | 25,000 | 10 | *43200360* | PBU 0505/3 AO 600 0,30 |
| **Diamond (DIA) plastic filament** | | | | | | | | | | | |
| 5 | 5 | 3 | 8 | 400 | 0.40 | 45 | 1,200 – 5,000 | 25,000 | 10 | 47701649 | PBU 0505/3 DIA 400 0,40 |
| **Nylon plastic filament** | | | | | | | | | | | |
| 5 | 5 | 3 | 8 | - | 0.20 | 45 | 1,200 – 5,000 | 25,000 | 10 | 43200356 | PBU 0505/3 Nylon 0,20 |
| **Natural bristles, white bristle (SBW)** | | | | | | | | | | | |
| 5 | 5 | 3 | 8 | - | - | 45 | 4,000 – 10,000 | 25,000 | 10 | *43200357* | PBU 0505/3 SBW |
| **Natural bristles, black bristle (SBS)** | | | | | | | | | | | |
| 5 | 5 | 3 | 8 | - | - | 45 | 4,000 – 10,000 | 25,000 | 10 | 43200358 | PBU 0505/3 SBS |
| **Natural bristles, goat hair (ZHW)** | | | | | | | | | | | |
| 5 | 5 | 3 | 8 | - | - | 45 | 4,000 – 10,000 | 25,000 | 10 | *43200359* | PBU 0505/3 ZHW |





*Discontinued product*

# Miniature brushes
## Cup brushes, crimped



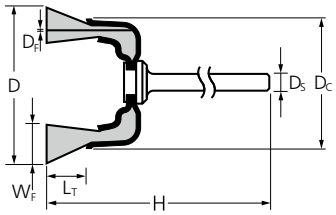


### TBU

Suitable for light brushing such as deburring, cleaning and polishing. Particularly suitable for brushing on small surfaces due to face-down use with the entire brush face applied to the workpiece. They can be used on flexible shaft drives, micro motors or electric grinders.



**Special features:**
- Maximum precision and efficiency in work on delicate workpieces.
- Highly flexible, enabling optimal adjustment to the workpiece contour.
- Creates fine surfaces.

| D [mm] | $D_C$ [mm] | $D_S$ [mm] | $W_F$ [mm] | $L_T$ [mm] | Grit size | $D_F$ [mm] | H [mm] | Opt. RPM | Max. RPM | | Item no. | Designation |
|---|---|---|---|---|---|---|---|---|---|---|---|---|
| **Steel wire (ST)** | | | | | | | | | | | | |
| 15 | 8 | 3 | 3 | 5 | - | 0.10 | 45 | 5,000 – 10,000 | 20,000 | 10 | 43209251 | TBU 1503/3 ST 0,10 |
| 18 | 10 | 3 | 3 | 6 | - | 0.10 | 45 | 5,000 – 10,000 | 18,000 | 10 | 43209451 | TBU 1803/3 ST 0,10 |
| **Stainless steel wire (INOX)** | | | | | | | | | | | | |
| 15 | 8 | 3 | 3 | 5 | - | 0.10 | 45 | 4,000 – 10,000 | 20,000 | 10 | 43209252 | TBU 1503/3 INOX 0,10 |
| 18 | 10 | 3 | 3 | 6 | - | 0.10 | 45 | 4,000 – 10,000 | 18,000 | 10 | 43209452 | TBU 1803/3 INOX 0,10 |
| **Brass wire (MES)** | | | | | | | | | | | | |
| 15 | 8 | 3 | 3 | 5 | - | 0.10 | 45 | 4,000 – 10,000 | 20,000 | 10 | 43209253 | TBU 1503/3 MES 0,10 |
| 18 | 10 | 3 | 3 | 6 | - | 0.10 | 45 | 4,000 – 10,000 | 18,000 | 10 | 43209453 | TBU 1803/3 MES 0,10 |
| **Silicon carbide (SiC) plastic filament** | | | | | | | | | | | | |
| 18 | 10 | 3 | 3 | 6 | 320 | 0.55 | 45 | 1,200 – 5,000 | 18,000 | 10 | 43209454 | TBU 1803/3 SiC 320 0,55 |
| | | | | | 800 | 0.25 | 45 | 1,200 – 5,000 | 18,000 | 10 | 43209455 | TBU 1803/3 SiC 800 0,25 |
| **Aluminium oxide (AO) plastic filament** | | | | | | | | | | | | |
| 18 | 10 | 2.34 | 3 | 6 | 600 | 0.30 | 45 | 1,200 – 5,000 | 18,000 | 10 | *43209410* | TBU 1803/2,34 AO 600 0,30 |
| | | 3 | 3 | 6 | 320 | 0.50 | 45 | 1,200 – 5,000 | 18,000 | 10 | *43209461* | TBU 1803/3 AO 320 0,50 |
| **Diamond (DIA) plastic filament** | | | | | | | | | | | | |
| 18 | 10 | 3 | 3 | 6 | 400 | 0.40 | 45 | 4,000 – 10,000 | 18,000 | 10 | 47701648 | TBU 1803/3 DIA 400 0,40 |
| **Nylon plastic filament** | | | | | | | | | | | | |
| 15 | 8 | 3 | 3 | 5 | - | 0.15 | 45 | 1,200 – 5,000 | 20,000 | 10 | 43209256 | TBU 1503/3 Nylon 0,15 |
| 18 | 10 | 3 | 3 | 6 | - | 0.15 | 45 | 1,200 – 5,000 | 18,000 | 10 | 43209456 | TBU 1803/3 Nylon 0,15 |
| **Natural bristles, white bristle (SBW)** | | | | | | | | | | | | |
| 15 | 8 | 3 | 3 | 5 | - | - | 45 | 4,000 – 10,000 | 20,000 | 10 | *43209257* | TBU 1503/3 SBW |
| **Natural bristles, black bristle (SBS)** | | | | | | | | | | | | |
| 15 | 8 | 3 | 3 | 5 | - | - | 45 | 4,000 – 10,000 | 20,000 | 10 | 43209258 | TBU 1503/3 SBS |
| 18 | 10 | 3 | 3 | 6 | - | - | 45 | 4,000 – 10,000 | 18,000 | 10 | 43209458 | TBU 1803/3 SBS |

*Continued on next page*



*Discontinued product*

# Miniature brushes
## Cup brushes, crimped

| D [mm] | $D_C$ [mm] | $D_S$ [mm] | $W_F$ [mm] | $L_T$ [mm] | Grit size | $D_F$ [mm] | H [mm] | Opt. RPM | Max. RPM | | Item no. | Designation |
|---|---|---|---|---|---|---|---|---|---|---|---|---|
| **Natural bristles, goat hair (ZHW)** | | | | | | | | | | | | |
| 15 | 8 | 3 | 3 | 5 | - | - | 45 | 4,000 – 10,000 | 20,000 | 10 | *43209259* | TBU 1503/3 ZHW |

## Wheel brushes, crimped



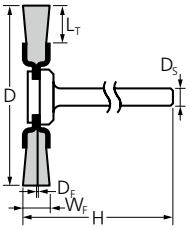


### RBU

Suitable for light brushing such as deburring, cleaning and polishing. Miniature brushes can be used on flexible shaft drives, micro motors or electric grinders.



**Special features:**
- Maximum precision and efficiency in work on delicate workpieces.
- Enables focused working in hard-to-reach areas.
- Creates fine surfaces.

| D [mm] | $W_F$ [mm] | $D_S$ [mm] | $L_T$ [mm] | Grit size | $D_F$ [mm] | H [mm] | Opt. RPM | Max. RPM | | Item no. | Designation |
|---|---|---|---|---|---|---|---|---|---|---|---|
| **Steel wire (ST)** | | | | | | | | | | | |
| 16 | 2 | 3 | 3 | - | 0.10 | 46 | 5,000 – 10,000 | 12,000 | 10 | 43100351 | RBU 1602/3 ST 0,10 |
| 19 | 2 | 3 | 5 | - | 0.10 | 46 | 5,000 – 10,000 | 12,000 | 10 | 43100551 | RBU 1902/3 ST 0,10 |
| 22 | 2 | 3 | 6 | - | 0.10 | 46 | 5,000 – 10,000 | 12,000 | 10 | 43100751 | RBU 2202/3 ST 0,10 |
| 32 | 2 | 3 | 10 | - | 0.10 | 46 | 5,000 – 10,000 | 12,000 | 10 | 43102051 | RBU 3202/3 ST 0,10 |
| **Stainless steel wire (INOX)** | | | | | | | | | | | |
| 16 | 2 | 3 | 3 | - | 0.10 | 46 | 4,000 – 10,000 | 12,000 | 10 | 43100352 | RBU 1602/3 INOX 0,10 |
| 19 | 2 | 3 | 5 | - | 0.10 | 46 | 4,000 – 10,000 | 12,000 | 10 | 43100552 | RBU 1902/3 INOX 0,10 |
| 22 | 2 | 3 | 6 | - | 0.10 | 46 | 4,000 – 10,000 | 12,000 | 10 | 43100752 | RBU 2202/3 INOX 0,10 |
| 32 | 2 | 3 | 10 | - | 0.10 | 46 | 4,000 – 10,000 | 12,000 | 10 | 43102053 | RBU 3202/3 INOX 0,10 |
| **Brass wire (MES)** | | | | | | | | | | | |
| 16 | 2 | 3 | 3 | - | 0.10 | 46 | 4,000 – 10,000 | 12,000 | 10 | 43100353 | RBU 1602/3 MES 0,10 |
| 19 | 2 | 3 | 5 | - | 0.10 | 46 | 4,000 – 10,000 | 12,000 | 10 | 43100553 | RBU 1902/3 MES 0,10 |
| 22 | 2 | 3 | 6 | - | 0.10 | 46 | 4,000 – 10,000 | 12,000 | 10 | 43100753 | RBU 2202/3 MES 0,10 |
| **Silicon carbide (SiC) plastic filament** | | | | | | | | | | | |
| 22 | 2 | 3 | 6 | 320 | 0.55 | 46 | 1,200 – 5,000 | 12,000 | 10 | 43100754 | RBU 2202/3 SiC 320 0,55 |
| | | | | 800 | 0.25 | 46 | 1,200 – 5,000 | 12,000 | 10 | 43100755 | RBU 2202/3 SiC 800 0,25 |
| **Aluminium oxide (AO) plastic filament** | | | | | | | | | | | |
| 22 | 2 | 3 | 6 | 320 | 0.50 | 46 | 1,200 – 5,000 | 12,000 | 10 | 43100760 | RBU 2202/3 AO 320 0,50 |
| | | | | 600 | 0.30 | 46 | 1,200 – 5,000 | 12,000 | 10 | 43100761 | RBU 2202/3 AO 600 0,30 |

*Continued on next page*



*Discontinued product*

# Miniature brushes
## Wheel brushes, crimped

| D [mm] | $W_F$ [mm] | $D_S$ [mm] | $L_T$ [mm] | Grit size | $D_F$ [mm] | H [mm] | Opt. RPM | Max. RPM | | Item no. | Designation |
|---|---|---|---|---|---|---|---|---|---|---|---|
| **Diamond (DIA) plastic filament** | | | | | | | | | | | |
| 22 | 2 | 3 | 6 | 400 | 0.40 | 46 | 1,200 – 5,000 | 12,000 | 10 | 47701642 | RBU 2202/3 DIA 400 0,40 |
| **Nylon plastic filament** | | | | | | | | | | | |
| 22 | 2 | 3 | 6 | - | 0.15 | 46 | 1,200 – 5,000 | 12,000 | 10 | 43100756 | RBU 2202/3 Nylon 0,15 |
| **Natural bristles, white bristle (SBW)** | | | | | | | | | | | |
| 16 | 2 | 2.34 | 3 | - | - | 46 | 4,000 – 10,000 | 12,000 | 10 | *43100307* | RBU 1602/2,34 SBW |
| | | 3 | 3 | - | - | 46 | 4,000 – 10,000 | 12,000 | 10 | *43100357* | RBU 1602/3 SBW |
| **Natural bristles, black bristle (SBS)** | | | | | | | | | | | |
| 16 | 2 | 3 | 3 | - | - | 46 | 4,000 – 10,000 | 12,000 | 10 | 43100358 | RBU 1602/3 SBS |
| 19 | 2 | 3 | 5 | - | - | 46 | 4,000 – 10,000 | 12,000 | 10 | 43100558 | RBU 1902/3 SBS |
| 22 | 2 | 3 | 6 | - | - | 46 | 4,000 – 10,000 | 12,000 | 10 | 43100758 | RBU 2202/3 SBS |

*Discontinued product*




## IBU, with thread

Particularly suitable for deburring and cleaning pipes, threads, coupling sleeves and cylinders.



**Special features:**
- Can be clamped in collets thanks to integrated shank (M6 = 6 mm and 3/8 = 10 mm).
- Creates fine surfaces.

| D [mm] | $W_F$ [mm] | $D_T$ [mm] | Grit size | $D_F$ [mm] | L [mm] | Max. RPM | | Item no. | Designation |
|---|---|---|---|---|---|---|---|---|---|
| **Steel wire (ST)** | | | | | | | | | |
| 8 | 80 | M6 | - | 0.15 | 120 | 1,000 | 10 | 43679001 | IBU 0880/M6 ST 0,15 |
| 10 | 80 | M6 | - | 0.15 | 120 | 1,000 | 10 | 43679011 | IBU 1080/M6 ST 0,15 |
| 12 | 80 | M6 | - | 0.15 | 120 | 1,000 | 10 | 43679021 | IBU 1280/M6 ST 0,15 |
| 13 | 80 | M6 | - | 0.20 | 120 | 1,000 | 10 | 43679031 | IBU 1380/M6 ST 0,20 |
| 15 | 80 | M6 | - | 0.20 | 120 | 1,000 | 10 | 43679041 | IBU 1580/M6 ST 0,20 |
| 16 | 80 | M6 | - | 0.20 | 120 | 1,000 | 10 | 43679051 | IBU 1680/M6 ST 0,20 |
| 18 | 80 | M6 | - | 0.20 | 120 | 1,000 | 10 | 43679061 | IBU 1880/M6 ST 0,20 |
| 20 | 80 | M6 | - | 0.20 | 120 | 1,000 | 10 | 43679071 | IBU 2080/M6 ST 0,20 |
| 22 | 100 | 3/8 BSW | - | 0.20 | 170 | 1,000 | 10 | 43679081 | IBU 22100/3/8 BSW ST 0,20 |
| 25 | 100 | 3/8 BSW | - | 0.20 | 170 | 1,000 | 10 | 43679091 | IBU 25100/3/8 BSW ST 0,20 |
| 30 | 100 | 3/8 BSW | - | 0.20 | 170 | 1,000 | 10 | 43679101 | IBU 30100/3/8 BSW ST 0,20 |
| 32 | 100 | 1/2 BSW | - | 0.25 | 170 | 1,000 | 10 | 43679111 | IBU 32100/1/2 BSW ST 0,25 |
| 38 | 100 | 1/2 BSW | - | 0.30 | 170 | 1,000 | 10 | 43679121 | IBU 38100/1/2 BSW ST 0,30 |
| 40 | 100 | 1/2 BSW | - | 0.30 | 170 | 1,000 | 10 | 43679131 | IBU 40100/1/2 BSW ST 0,30 |
| 44 | 100 | 1/2 BSW | - | 0.30 | 170 | 1,000 | 10 | 43679141 | IBU 44100/1/2 BSW ST 0,30 |
| 50 | 100 | 1/2 BSW | - | 0.35 | 170 | 1,000 | 5 | 43679151 | IBU 50100/1/2 BSW ST 0,35 |
| 57 | 100 | 1/2 BSW | - | 0.35 | 170 | 1,000 | 5 | 43679161 | IBU 57100/1/2 BSW ST 0,35 |
| 63 | 100 | 1/2 BSW | - | 0.35 | 170 | 1,000 | 5 | 43679171 | IBU 63100/1/2 BSW ST 0,35 |
| 69 | 100 | 1/2 BSW | - | 0.35 | 170 | 1,000 | 5 | 43679181 | IBU 69100/1/2 BSW ST 0,35 |
| 75 | 100 | 1/2 BSW | - | 0.35 | 170 | 1,000 | 1 | 43679191 | IBU 75100/1/2 BSW ST 0,35 |
| 82 | 100 | 1/2 BSW | - | 0.35 | 170 | 1,000 | 1 | 43679301 | IBU 82100/1/2 BSW ST 0,35 |
| 101 | 100 | 1/2 BSW | - | 0.50 | 170 | 1,000 | 1 | 43679311 | IBU 101100/1/2 BSW ST 0,50 |
| **Stainless steel wire (INOX)** | | | | | | | | | |
| 8 | 80 | M6 | - | 0.15 | 120 | 1,000 | 10 | 43679003 | IBU 0880/M6 INOX 0,15 |
| 10 | 80 | M6 | - | 0.15 | 120 | 1,000 | 10 | 43679013 | IBU 1080/M6 INOX 0,15 |
| 12 | 80 | M6 | - | 0.15 | 120 | 1,000 | 10 | 43679023 | IBU 1280/M6 INOX 0,15 |
| 13 | 80 | M6 | - | 0.20 | 120 | 1,000 | 10 | 43679033 | IBU 1380/M6 INOX 0,20 |
| 15 | 80 | M6 | - | 0.20 | 120 | 1,000 | 10 | 43679043 | IBU 1580/M6 INOX 0,20 |
| 16 | 80 | M6 | - | 0.20 | 120 | 1,000 | 10 | 43679053 | IBU 1680/M6 INOX 0,20 |
| 18 | 80 | M6 | - | 0.20 | 120 | 1,000 | 10 | 43679063 | IBU 1880/M6 INOX 0,20 |
| 20 | 80 | M6 | - | 0.20 | 120 | 1,000 | 10 | 43679073 | IBU 2080/M6 INOX 0,20 |
| 22 | 100 | 3/8 BSW | - | 0.20 | 170 | 1,000 | 10 | 43679083 | IBU 22100/3/8 BSW INOX 0,20 |
| 25 | 100 | 3/8 BSW | - | 0.20 | 170 | 1,000 | 10 | 43679093 | IBU 25100/3/8 BSW INOX 0,20 |
| 30 | 100 | 3/8 BSW | - | 0.20 | 170 | 1,000 | 10 | 43679103 | IBU 30100/3/8 BSW INOX 0,20 |
| 32 | 100 | 1/2 BSW | - | 0.25 | 170 | 1,000 | 10 | 43679113 | IBU 32100/1/2 BSW INOX 0,25 |
| 38 | 100 | 1/2 BSW | - | 0.30 | 170 | 1,000 | 10 | 43679123 | IBU 38100/1/2 BSW INOX 0,30 |
| 40 | 100 | 1/2 BSW | - | 0.30 | 170 | 1,000 | 10 | 43679133 | IBU 40100/1/2 BSW INOX 0,30 |
| 44 | 100 | 1/2 BSW | - | 0.30 | 170 | 1,000 | 10 | 43679143 | IBU 44100/1/2 BSW INOX 0,30 |

*Continued on next page*

| D [mm] | $W_F$ [mm] | $D_T$ [mm] | Grit size | $D_F$ [mm] | L [mm] | Max. RPM | | Item no. | Designation |
|---|---|---|---|---|---|---|---|---|---|
| **Brass wire (MES)** | | | | | | | | | |
| 8 | 80 | M6 | - | 0.15 | 120 | 1,000 | 10 | 43679002 | IBU 0880/M6 MES 0,15 |
| 10 | 80 | M6 | - | 0.15 | 120 | 1,000 | 10 | 43679012 | IBU 1080/M6 MES 0,15 |
| 12 | 80 | M6 | - | 0.15 | 120 | 1,000 | 10 | 43679022 | IBU 1280/M6 MES 0,15 |
| 13 | 80 | M6 | - | 0.20 | 120 | 1,000 | 10 | 43679032 | IBU 1380/M6 MES 0,20 |
| 15 | 80 | M6 | - | 0.20 | 120 | 1,000 | 10 | 43679042 | IBU 1580/M6 MES 0,20 |
| 16 | 80 | M6 | - | 0.20 | 120 | 1,000 | 10 | 43679052 | IBU 1680/M6 MES 0,20 |
| 18 | 80 | M6 | - | 0.20 | 120 | 1,000 | 10 | 43679062 | IBU 1880/M6 MES 0,20 |
| 20 | 80 | M6 | - | 0.20 | 120 | 1,000 | 10 | 43679072 | IBU 2080/M6 MES 0,20 |
| 22 | 100 | 3/8 BSW | - | 0.20 | 170 | 1,000 | 10 | 43679082 | IBU 22100/3/8 BSW MES 0,20 |
| 25 | 100 | 3/8 BSW | - | 0.20 | 170 | 1,000 | 10 | 43679092 | IBU 25100/3/8 BSW MES 0,20 |
| 30 | 100 | 3/8 BSW | - | 0.20 | 170 | 1,000 | 10 | 43679102 | IBU 30100/3/8 BSW MES 0,20 |
| 32 | 100 | 1/2 BSW | - | 0.25 | 170 | 1,000 | 10 | 43679112 | IBU 32100/1/2 BSW MES 0,25 |
| 38 | 100 | 1/2 BSW | - | 0.30 | 170 | 1,000 | 10 | 43679122 | IBU 38100/1/2 BSW MES 0,30 |
| 40 | 100 | 1/2 BSW | - | 0.30 | 170 | 1,000 | 10 | 43679132 | IBU 40100/1/2 BSW MES 0,30 |
| 44 | 100 | 1/2 BSW | - | 0.30 | 170 | 1,000 | 10 | 43679142 | IBU 44100/1/2 BSW MES 0,30 |
| **Silicon carbide (SiC) plastic filament** | | | | | | | | | |
| 8 | 80 | M6 | 180 | 1.00 | 120 | 1,000 | 10 | 43679004 | IBU 0880/M6 SiC 180 1,00 |
| 10 | 80 | M6 | 180 | 1.00 | 120 | 1,000 | 10 | 43679014 | IBU 1080/M6 SiC 180 1,00 |
| 12 | 80 | M6 | 180 | 1.00 | 120 | 1,000 | 10 | 43679024 | IBU 1280/M6 SiC 180 1,00 |
| 13 | 80 | M6 | 180 | 1.00 | 120 | 1,000 | 10 | 43679034 | IBU 1380/M6 SiC 180 1,00 |
| 15 | 80 | M6 | 180 | 1.00 | 120 | 1,000 | 10 | 43679044 | IBU 1580/M6 SiC 180 1,00 |
| 16 | 80 | M6 | 180 | 1.00 | 120 | 1,000 | 10 | 43679054 | IBU 1680/M6 SiC 180 1,00 |
| 18 | 80 | M6 | 180 | 1.00 | 120 | 1,000 | 10 | 43679064 | IBU 1880/M6 SiC 180 1,00 |
| 20 | 80 | M6 | 180 | 1.00 | 120 | 1,000 | 10 | 43679074 | IBU 2080/M6 SiC 180 1,00 |
| 22 | 100 | 3/8 BSW | 180 | 1.00 | 170 | 1,000 | 10 | 43679084 | IBU 22100/3/8 BSW SiC 180 1,00 |
| 25 | 100 | 3/8 BSW | 180 | 1.00 | 170 | 1,000 | 10 | 43679094 | IBU 25100/3/8 BSW SiC 180 1,00 |
| 30 | 100 | 3/8 BSW | 180 | 1.00 | 170 | 1,000 | 10 | 43679104 | IBU 30100/3/8 BSW SiC 180 1,00 |

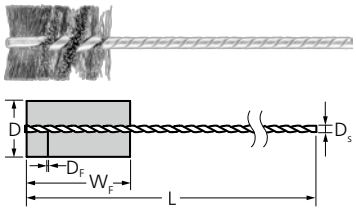


## IBU, shank-mounted

For light cleaning and deburring work on threaded holes or recesses, e.g. keyways. With tube brushes with a short eyelet, the filament reaches up to the tip of the brush.



**Special features:**
- Highly flexible, enabling optimal adjustment to the workpiece contour. Creates fine surfaces.
- Longer tool life due to the design of the stem.
- The bent end of the wire does not have any sharp edges, which prevents delicate surfaces from getting scratched.

| D [mm] | $W_F$ [mm] | $D_S$ [mm] | $D_F$ [mm] | L [mm] | Max. RPM | | Item no. | Designation |
|---|---|---|---|---|---|---|---|---|
| **Steel wire (ST)** | | | | | | | | |
| 6 | 25 | 3.2 | 0.12 | 90 | 3,500 | 10 | 43679601 | IBU 0625/3,2 ST 0,12 |
| 8 | 25 | 3.2 | 0.12 | 90 | 3,500 | 10 | 43679611 | IBU 0825/3,2 ST 0,12 |
| 10 | 25 | 3.2 | 0.12 | 90 | 3,500 | 10 | 43679621 | IBU 1025/3,2 ST 0,12 |
| | | | 0.20 | 90 | 3,500 | 10 | 43679631 | IBU 1025/3,2 ST 0,20 |
| 13 | 25 | 3.2 | 0.12 | 90 | 3,500 | 10 | 43679641 | IBU 1325/3,2 ST 0,12 |
| | | | 0.20 | 90 | 3,500 | 10 | 43679651 | IBU 1325/3,2 ST 0,20 |

*Continued on next page*

| D [mm] | $W_F$ [mm] | $D_S$ [mm] | $D_F$ [mm] | L [mm] | Max. RPM | | Item no. | Designation |
|---|---|---|---|---|---|---|---|---|
| 16 | 25 | 3.2 | 0.12 | 90 | 3,000 | 10 | 43679661 | IBU 1625/3,2 ST 0,12 |
| | | | 0.20 | 90 | 3,000 | 10 | 43679671 | IBU 1625/3,2 ST 0,20 |
| 19 | 25 | 3.2 | 0.12 | 90 | 3,000 | 10 | 43679681 | IBU 1925/3,2 ST 0,12 |
| | | | 0.20 | 90 | 3,000 | 10 | 43679691 | IBU 1925/3,2 ST 0,20 |
| 22 | 25 | 3.8 | 0.12 | 90 | 3,000 | 10 | 43679701 | IBU 2225/3,8 ST 0,12 |
| | | | 0.20 | 90 | 3,000 | 10 | 43679711 | IBU 2225/3,8 ST 0,20 |
| 25 | 25 | 3.8 | 0.12 | 90 | 3,000 | 10 | 43679721 | IBU 2525/3,8 ST 0,12 |
| | | | 0.20 | 90 | 3,000 | 10 | 43679731 | IBU 2525/3,8 ST 0,20 |
| 29 | 25 | 3.8 | 0.20 | 90 | 3,000 | 10 | 43679741 | IBU 2925/3,8 ST 0,20 |
| 32 | 25 | 3.8 | 0.20 | 90 | 3,000 | 10 | 43679751 | IBU 3225/3,8 ST 0,20 |
| **Stainless steel wire (INOX)** | | | | | | | | |
| 6 | 25 | 3.2 | 0.12 | 90 | 3,500 | 10 | 43679602 | IBU 0625/3,2 INOX 0,12 |
| 10 | 25 | 3.2 | 0.12 | 90 | 3,500 | 10 | 43679622 | IBU 1025/3,2 INOX 0,12 |
| 13 | 25 | 3.2 | 0.12 | 90 | 3,500 | 10 | 43679642 | IBU 1325/3,2 INOX 0,12 |
| 16 | 25 | 3.2 | 0.12 | 90 | 3,000 | 10 | 43679662 | IBU 1625/3,2 INOX 0,12 |
| | | | 0.20 | 90 | 3,000 | 10 | 43679672 | IBU 1625/3,2 INOX 0,20 |
| 19 | 25 | 3.2 | 0.12 | 90 | 3,000 | 10 | 43679682 | IBU 1925/3,2 INOX 0,12 |
| | | | 0.20 | 90 | 3,000 | 10 | 43679692 | IBU 1925/3,2 INOX 0,20 |
| 22 | 25 | 3.8 | 0.12 | 90 | 3,000 | 10 | 43679712 | IBU 2225/3,8 INOX 0,12 |
| 25 | 25 | 3.8 | 0.12 | 90 | 3,000 | 10 | 43679722 | IBU 2525/3,8 INOX 0,12 |
| | | | 0.20 | 90 | 3,000 | 10 | 43679732 | IBU 2525/3,8 INOX 0,20 |
| 32 | 25 | 3.8 | 0.20 | 90 | 3,000 | 10 | 43679752 | IBU 3225/3,8 INOX 0,20 |

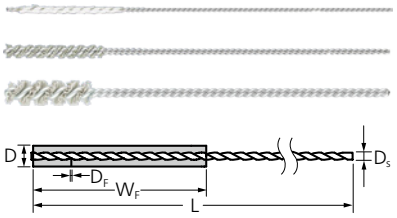


## IBU, shank-mounted

For light deburring and cleaning of holes and cross holes and for work on surfaces. With tube brushes with a short eyelet, the filament reaches up to the tip of the brush.

**Special features:**
- Highly flexible, enabling optimal adjustment to the workpiece contour. Creates fine surfaces.
- Enable maximum precision and efficiency in work on delicate workpieces. The dimensional accuracy of the workpieces remains unchanged.
- The bent end of the wire does not have any sharp edges, which prevents delicate surfaces from getting scratched.

| D [mm] | $W_F$ [mm] | $D_S$ [mm] | Grit size | $D_F$ [mm] | L [mm] | Max. RPM | | Item no. | Designation |
|---|---|---|---|---|---|---|---|---|---|
| **Aluminium oxide (AO) plastic filament** | | | | | | | | | |
| 0.7 | 12 | 0.4 | 2000 | 0.20 | 100 | 1,000 | 10 | 43679504 | IBU 0,712/0,4 AO 2000 0,20 |
| **Silicon carbide (SiC) plastic filament** | | | | | | | | | |
| 1.2 | 12 | 0.5 | 1000 | 0.25 | 100 | 1,000 | 10 | 43679514 | IBU 1,212/0,5 SiC 1000 0,25 |
| 1.9 | 18 | 0.7 | 1000 | 0.25 | 100 | 1,000 | 10 | 43679524 | IBU 1,918/0,7 SiC 1000 0,25 |
| 2.2 | 18 | 0.9 | 1000 | 0.25 | 100 | 1,000 | 10 | 43679534 | IBU 2,218/0,9 SiC 1000 0,25 |
| 2.6 | 25 | 1 | 1000 | 0.25 | 100 | 1,000 | 10 | 43679544 | IBU 2,625/1,0 SiC 1000 0,25 |
| 3.2 | 25 | 1.7 | 2000 | 0.25 | 100 | 1,000 | 10 | 43679554 | IBU 3,225/1,7 SiC 1000 0,25 |
| 3.5 | 25 | 1.7 | 1000 | 0.25 | 100 | 1,000 | 10 | 43679564 | IBU 3,525/1,7 SiC 1000 0,25 |
| **Aluminium oxide (AO) plastic filament** | | | | | | | | | |
| 4.2 | 25 | 2.2 | 600 | 0.30 | 125 | 1,000 | 10 | 43679575 | IBU 4,225/2,2 AO 600 0,30 |
| 4.8 | 25 | 2.2 | 600 | 0.30 | 125 | 1,000 | 10 | 43679585 | IBU 4,825/2,2 AO 600 0,30 |
| 5.5 | 25 | 2.2 | 600 | 0.30 | 125 | 1,000 | 10 | 43679595 | IBU 5,525/2,2 AO 600 0,30 |
| 6.6 | 25 | 2.9 | 600 | 0.30 | 125 | 1,000 | 10 | 43679605 | IBU 6,625/2,9 AO 600 0,30 |
| 8.2 | 25 | 2.9 | 600 | 0.30 | 125 | 2,000 | 10 | 43679618 | IBU 8,225/2,9 AO 600 0,30 |

*Continued on next page*

| D [mm] | $W_F$ [mm] | $D_S$ [mm] | Grit size | $D_F$ [mm] | L [mm] | Max. RPM | | Item no. | Designation |
|---|---|---|---|---|---|---|---|---|---|
| 9.8 | 25 | 3.2 | 600 | 0.30 | 125 | 2,000 | 10 | 43679619 | IBU 9,825/3,2 AO 600 0,30 |
| 11.5 | 25 | 3.2 | 600 | 0.30 | 125 | 2,000 | 10 | 43679638 | IBU 11,525/3,2 AO 600 0,30 |
| 13 | 25 | 3.7 | 600 | 0.30 | 125 | 2,000 | 10 | 43679639 | IBU 1325/3,7 AO 600 0,30 |
| 16 | 25 | 3.7 | 600 | 0.30 | 125 | 2,000 | 10 | 43679658 | IBU 1625/3,7 AO 600 0,30 |
| 20 | 25 | 4.7 | 600 | 0.30 | 125 | 2,000 | 10 | 43679698 | IBU 2025/4,7 AO 600 0,30 |
| 25 | 25 | 4.7 | 600 | 0.30 | 125 | 2,000 | 10 | 43679738 | IBU 2525/4,7 AO 600 0,30 |

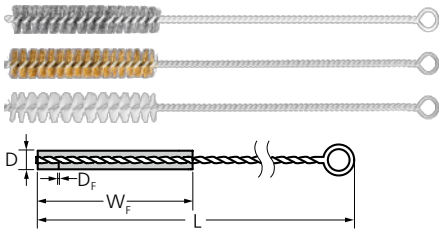


## IBU, with eyelet

For light cleaning and deburring work on threaded holes or recesses, e.g. keyways. Specially suited to brushing in manual applications.



**Special features:**
- Enable maximum precision and efficiency in work on delicate workpieces.
- Optimal access to hard-to-reach areas such as the inner surfaces of pipes and drilled holes.
- Creates fine surfaces.

| D [mm] | $W_F$ [mm] | L [mm] | $D_F$ [mm] | | Item no. | Designation |
|---|---|---|---|---|---|---|
| **Steel wire (ST)** | | | | | | |
| 3 | 100 | 300 | 0.10 | 10 | 43679401 | IBU 03100 ST 0,10 |
| 4 | 100 | 300 | 0.15 | 10 | 43679411 | IBU 04100 ST 0,15 |
| 5 | 100 | 300 | 0.15 | 10 | 43679421 | IBU 05100 ST 0,15 |
| 6 | 100 | 300 | 0.15 | 10 | 43679201 | IBU 06100 ST 0,15 |
| 8 | 100 | 300 | 0.15 | 10 | 43679211 | IBU 08100 ST 0,15 |
| 10 | 100 | 300 | 0.15 | 10 | 43679221 | IBU 10100 ST 0,15 |
| 12 | 100 | 300 | 0.15 | 10 | 43679231 | IBU 12100 ST 0,15 |
| 15 | 100 | 300 | 0.15 | 10 | 43679241 | IBU 15100 ST 0,15 |
| 18 | 100 | 300 | 0.15 | 10 | 43679481 | IBU 18100 ST 0,15 |
| 20 | 100 | 300 | 0.15 | 10 | 43679251 | IBU 20100 ST 0,15 |
| 25 | 100 | 300 | 0.15 | 10 | 43679261 | IBU 25100 ST 0,15 |
| 30 | 100 | 300 | 0.15 | 10 | 43679271 | IBU 30100 ST 0,15 |
| **Stainless steel wire (INOX)** | | | | | | |
| 3 | 100 | 300 | 0.10 | 10 | 43679402 | IBU 03100 INOX 0,10 |
| 4 | 100 | 300 | 0.15 | 10 | 43679412 | IBU 04100 INOX 0,15 |
| 5 | 100 | 300 | 0.15 | 10 | 43679422 | IBU 05100 INOX 0,15 |
| 6 | 100 | 300 | 0.15 | 10 | 43679203 | IBU 06100 INOX 0,15 |
| 8 | 100 | 300 | 0.15 | 10 | 43679213 | IBU 08100 INOX 0,15 |
| 10 | 100 | 300 | 0.15 | 10 | 43679223 | IBU 10100 INOX 0,15 |
| 12 | 100 | 300 | 0.15 | 10 | 43679233 | IBU 12100 INOX 0,15 |
| 15 | 100 | 300 | 0.15 | 10 | 43679243 | IBU 15100 INOX 0,15 |
| 20 | 100 | 300 | 0.15 | 10 | 43679253 | IBU 20100 INOX 0,15 |
| 25 | 100 | 300 | 0.15 | 10 | 43679263 | IBU 25100 INOX 0,15 |
| 30 | 100 | 300 | 0.15 | 10 | 43679273 | IBU 30100 INOX 0,15 |
| **Brass wire (MES)** | | | | | | |
| 3 | 100 | 300 | 0.10 | 10 | 43679403 | IBU 03100 MES 0,10 |
| 4 | 100 | 300 | 0.15 | 10 | 43679413 | IBU 04100 MES 0,15 |
| 5 | 100 | 300 | 0.15 | 10 | 43679423 | IBU 05100 MES 0,15 |

*Continued on next page*

| D [mm] | $W_F$ [mm] | L [mm] | $D_F$ [mm] | | Item no. | Designation |
|---|---|---|---|---|---|---|
| 6 | 100 | 300 | 0.15 | 10 | 43679202 | IBU 06100 MES 0,15 |
| 8 | 100 | 300 | 0.15 | 10 | 43679212 | IBU 08100 MES 0,15 |
| 10 | 100 | 300 | 0.15 | 10 | 43679222 | IBU 10100 MES 0,15 |
| 12 | 100 | 300 | 0.15 | 10 | 43679232 | IBU 12100 MES 0,15 |
| 15 | 100 | 300 | 0.15 | 10 | 43679242 | IBU 15100 MES 0,15 |
| 18 | 100 | 300 | 0.15 | 10 | 43679483 | IBU 18100 MES 0,15 |
| 20 | 100 | 300 | 0.15 | 10 | 43679252 | IBU 20100 MES 0,15 |
| 25 | 100 | 300 | 0.15 | 10 | 43679262 | IBU 25100 MES 0,15 |
| 30 | 100 | 300 | 0.15 | 10 | 43679272 | IBU 30100 MES 0,15 |
| **Nylon plastic filament** | | | | | | |
| 3 | 100 | 300 | 0.10 | 10 | 43679404 | IBU 03100 Nylon 0,10 |
| 4 | 100 | 300 | 0.15 | 10 | 43679414 | IBU 04100 Nylon 0,15 |
| 5 | 100 | 300 | 0.15 | 10 | 43679424 | IBU 05100 Nylon 0,15 |
| 6 | 100 | 300 | 0.15 | 10 | 43679206 | IBU 06100 Nylon 0,20 |
| 8 | 100 | 300 | 0.15 | 10 | 43679216 | IBU 08100 Nylon 0,20 |
| 10 | 100 | 300 | 0.15 | 10 | 43679226 | IBU 10100 Nylon 0,20 |
| 12 | 100 | 300 | 0.15 | 10 | 43679236 | IBU 12100 Nylon 0,30 |
| 15 | 100 | 300 | 0.15 | 10 | 43679246 | IBU 15100 Nylon 0,30 |
| 18 | 100 | 300 | 0.30 | 10 | 43679484 | IBU 18100 Nylon 0,30 |
| 20 | 100 | 300 | 0.15 | 10 | 43679256 | IBU 20100 Nylon 0,30 |
| 25 | 100 | 300 | 0.15 | 10 | 43679266 | IBU 25100 Nylon 0,30 |
| 30 | 100 | 300 | 0.15 | 10 | 43679276 | IBU 30100 Nylon 0,30 |

# Universal brushes
## Universal brushes

The Universal Line offers a range of brushes in the most common profiles and dimensions. Developed for general and cost-efficient use and for the most common applications. Manufactured to the usual high quality standards according to EN 1083.



## Shank-mounted universal cup brushes, crimped




### TBU, for power drills

Generally suitable for cleaning, derusting and smoothing, as well as removal of corrosion and paint. Particularly suitable for brushing on large, flat and easily accessible surfaces due to face-down use with the entire brush face applied to the workpiece. Specially developed for use within a low rotational speed range on cordless drills and power drills.

**Special features:**
- Highly flexible, enabling optimal adjustment to the workpiece contour.
- Creates fine surfaces.

| D [mm] | $D_S$ [mm] | Grit size | $D_F$ [mm] | Max. RPM | | Item no. | Designation |
|---|---|---|---|---|---|---|---|
| **Steel wire (ST)** | | | | | | | |
| 50 | 6 | - | 0.30 | 4,500 | 1 | 43740162 | POS TBU 50/6 ST 0,30 UNIVERSAL (1) |
| **Stainless steel wire (INOX)** | | | | | | | |
| 50 | 6 | - | 0.30 | 4,500 | 1 | 43740163 | POS TBU 50/6 INOX 0,30 UNIVERSAL (1) |
| **Brass wire (MES)** | | | | | | | |
| 50 | 6 | - | 0.20 | 4,500 | 1 | 43740164 | POS TBU 50/6 MES 0,20 UNIVERSAL (1) |
| **Plastic filament, coarse (RED)** | | | | | | | |
| 50 | 6 | 80 | 1.27 | 4,500 | 1 | 43740165 | POS TBU 50/6 RED 80 UNIVERSAL (1) |
| **Plastic filament, fine (BLUE)** | | | | | | | |
| 50 | 6 | 180 | 1.10 | 4,500 | 1 | 43740166 | POS TBU 50/6 BLUE 180 UNIVERSAL (1) |

# Universal brushes
## Shank-mounted universal wheel brushes, crimped




### RBU, for power drills

Generally suitable for cleaning, derusting, smoothing, cleaning of weld seams, light deburring, and removal of corrosion and paint. Specially developed for use within a low rotational speed range on cordless drills and power drills.

**Special features:**

- Highly flexible, enabling optimal adjustment to the workpiece contour.
- Creates fine surfaces.

| D [mm] | $D_S$ [mm] | Grit size | $D_F$ [mm] | Max. RPM | | Item no. | Designation |
|---|---|---|---|---|---|---|---|
| **Steel wire (ST)** | | | | | | | |
| 100 | 6 | - | 0.30 | 4,500 | 1 | 43740167 | POS RBU 10012/6 ST 0,30 UNIVERSAL (1) |
| **Plastic filament, coarse (RED)** | | | | | | | |
| 100 | 6 | 80 | 1.27 | 4,500 | 1 | 43740168 | POS RBU 10010/6 RED 80 UNIVERSAL (1) |
| **Plastic filament, fine (BLUE)** | | | | | | | |
| 100 | 6 | 180 | 1.10 | 4,500 | 1 | 43740169 | POS RBU 10010/6 BLUE 180 UNIVERSAL (1) |




## Arbor for wheel brushes

Enable use of wheel brushes with arbor hole on tool drives with collet, e.g. electric straight grinders and flexible shaft drives.

**Special features:**
- Secure hold of the brush thanks to highly accurate fit.

| $D_S$ [mm] | Suitable for brush diameter [mm] | Suitable for hole diameter $D_A$ / $D_M$ [mm] | Suitable for | | Item no. | Designation |
|---|---|---|---|---|---|---|
| 8 | 100, 115, 125 | 12, 14 | Wheel brushes RBU | 1 | 43595061 | BO 8/12-14 100-125 |
| | | 22.2 | Wheel brushes RBG | 1 | 43595051 | BO 8/22,2 100-125 |
| 12 | 150, 180 | 22.2 | Wheel brushes RBU, RBUP and RBG | 1 | 43595062 | BO 12/22,2 150-180 |
| | 200 | 22.2 | Wheel brushes RBU, RBUP and RBG | 1 | 43595063 | BO 12/22,2 200 |




## Arbor for composite disc brushes

Enable use of composite disc brushes with arbor hole. Suitable for stationary applications with threaded cup brushes on CNC machines, automated centres and robots.

**Special features:**
- Secure hold of the brush thanks to highly accurate fit.

| $D_S$ [mm] | Suitable for brush diameter [mm] | Suitable for hole diameter $D_A$ / $D_M$ [mm] | Suitable for | | Item no. | Designation |
|---|---|---|---|---|---|---|
| 12 | 75–100 | 22.2 | Composite disc brushes DBU | 1 | 43595104 | BO 12/22,2 75-100 |
| | 125–150 | 22.2 | Composite disc brushes DBU | 1 | 43595105 | BO 12/22,2 125-150 |




## Arbor for POLISCRATCH

For mounting POLISCRATCH brushes on straight grinders, flexible shafts or power drills.

**Special features:**
- Secure hold of the brush thanks to highly accurate fit.

| $D_T$ | $D_S$ [mm] | Suitable for | | Item no. | Designation |
|---|---|---|---|---|---|
| M14x2 | 8 | Wheel brushes RBU, POLISCRATCH | 1 | 43595014 | BO 8/M14 |




## Arbor for cup brushes

Enable the use of cup brushes on tool drives with a collet. Also suitable for stationary applications with threaded cup brushes on CNC machines, automated centres and robots. Weldon shank according to DIN 6535.

**Special features:**
- Secure hold of the brush thanks to highly accurate fit.

| $D_S$ [mm] | Suitable for brush diameter [mm] | Suitable for | | Item no. | Designation |
|---|---|---|---|---|---|
| 12 | 65–80 | Cup brushes TBG and TBU | 1 | 79183976 | BO 12/SW22 65-80 |
| 20 | 100 | Cup brushes TBG and TBU | 1 | 79183977 | BO 20/SW27 100 |




## Arbor for polyamide abrasive brush segments

Enable multiple single segments to be flexibly assembled into a polyamide abrasive brush. This means the filament width can be adapted to suit the respective application.

**Special features:**
- Modular plug-in system to customize the filament width and tool configuration.
- Secure hold of the brush thanks to highly accurate fit.

| $D_S$ [mm] | Number of segments [Piece] | Suitable for brush diameter [mm] | Suitable for hole diameter $D_A$ / $D_M$ [mm] | | Item no. | Designation |
|---|---|---|---|---|---|---|
| 3 | 1 – 4 | 16, 19 | 1,6 | 3 | 43595074 | BO 3/1.6 14-19 |
| | | 25 | 3.18 | 3 | 43595075 | BO 3/3.18 25 |
| 3.18 | 1 – 4 | 16, 19 | 1,6 | 3 | 43595072 | BO 3.18/1.6 14-19 |
| | | 25 | 3.18 | 3 | 43595073 | BO 3.18/3.18 25 |
| 8 | - - - | 150, 200 | 12.7 | 1 | 43595080 | BO 12/25.4-31.75 150-200 |

# Adapter

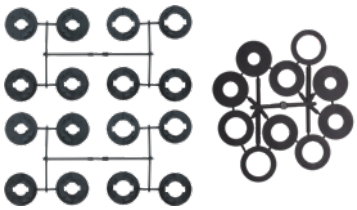

## Adapter set AK 32

The adapter set AK 32 is suitable for wheel brushes with a brush diameter from 150 mm in the narrow versions.

**Special features:**
- Enable the use of brushes on all tool drives as the hole diameter is adjusted to the required dimension.
- Secure hold of the brush thanks to highly accurate fit.

| Suitable for | Centre hole dia. $D_A$ included [mm/inch] | | Item no. | Designation |
|---|---|---|---|---|
| RBU, slim type ≥ dia. 150 mm | 20/18/14/12/25.4 (1)/22.2 (7/8)/16 (5/8)/ 12.7 (1/2) | 1 | 43690100 | AS AK 32 |



## Adapter set AK 32-2

The adapter set AK 32-2 is suitable for wheel brushes with a brush diameter from 150 mm in the wide versions.

**Special features:**
- Enable the use of brushes on all tool drives as the hole diameter is adjusted to the required dimension.
- Secure hold of the brush thanks to highly accurate fit.

| Suitable for | Centre hole dia. $D_A$ included [mm/inch] | | Item no. | Designation |
|---|---|---|---|---|
| RBU, wide type ≥ dia. 150 mm | 31.75/20/18/14/12/25.4 (1)/22.2 (7/8)/ 19.2 (3/4)/16 (5/8)/12.7 (1/2) | 1 | 43690102 | AS AK 32-2 |



*New item*



## Adapter sets AK 32-3 and AK 32-4

The adapter sets enable polyamide abrasive brush segments to be mounted.

**Special features:**
- Secure hold of the brush thanks to highly accurate fit.

| Suitable for | Centre hole dia. $D_A$ included [mm/inch] | | Item no. | Designation |
|---|---|---|---|---|
| RAB dia. 150 mm | 20/18/14/12/25.4 (1)/22.2 (7/8)/16 (5/8)/ 12.7 (1/2) | 1 | 43701268 | AS AK 32-3 |
| RAB dia. 200 mm | 31.75/20/18/14/12/25.4 (1)/22.2 (7/8)/ 19.2 (3/4)/16 (5/8)/12.7 (1/2) | 1 | 43701269 | AS AK 32-4 |



## Adapter pairs AM 50.8-C

The adapter pair AM 50.8-C is suitable for wheel brushes with a brush diameter from 150 mm in the wide and composite versions.

**Contents:**
An AM 50.8-C set contains 1 adapter pair.

**Special features:**
- Enable the use of brushes on all tool drives as the hole diameter is adjusted to the required dimension.
- Secure hold of the brush thanks to highly accurate fit.

| Suitable for | Centre hole dia. $D_A$ included [mm/inch] | | Item no. | Designation |
|---|---|---|---|---|
| RBU, wide type ≥ dia. 150 mm, RBUP, composite type ≥ dia. 150 mm | 14 | 1 | 43690014 | AP AM 50,8/14,0 |
| | 16 | 1 | 43690016 | AP AM 50,8/16,0 |
| | 20 | 1 | 43690020 | AP AM 50,8/20,0 |
| | 22.2 | 1 | 43690022 | AP AM 50,8/22,2 |
| | 25.4 | 1 | 43690025 | AP AM 50,8/25,4 |
| | 30 | 1 | 43690030 | AP AM 50,8/30,0 |
| | 32 | 1 | 43690032 | AP AM 50,8/32,0 |
| | 35 | 1 | 43690033 | AP AM 50,8/35,0 |



## Adapter pair APM 50.8

The adapter pair APM 50.8 is suitable for knotted wheel brushes with diameter 200–250 mm and crimped wheel brushes designed as deburring brushes.

**Contents:**
An APM 50.8 set contains 3 adapter pairs.

**Special features:**
- Enable the use of brushes on all tool drives as the hole diameter is adjusted to the required dimension.
- Secure hold of the brush thanks to highly accurate fit.

| Suitable for | Centre hole dia. $D_A$ included [mm/inch] | | Item no. | Designation |
|---|---|---|---|---|
| RBG, knotted wheel brushes, dia. 200–250 mm, RBU, deburring brush type dia. 200–250 mm | 16/18/20 | 1 | 43690035 | APM 50,8/16-20 |
| | 22.2/25.4/30 | 1 | 43690036 | APM 50,8/22,2-30 |
| | 32/35/40 | 1 | 43690037 | APM 50,8/32-40 |



*New item*



## Quick-change handle SWG

Suitable for manual work with tube brushes.



**Special features:**
- Comfortable to use thanks to ergonomic shape.
- Combine with the IBUV extensions in order to access hard-to-reach areas.

| L [mm] | Thread | | Item no. | Designation |
|---|---|---|---|---|
| 135 | M6 | 1 | 43690208 | SWG-M6 |
| | 3/8 BSW | 1 | 43690209 | SWG-3/8 BSW |
| | 1/2 BSW | 1 | 43690207 | SWG-1/2 BSW |
| 150 | Collet 6 mm | 1 | 43690210 | SWG-6 |

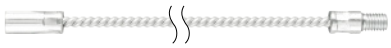

## IBUV extension

Suitable for work with tube brushes with a thread.

**Special features:**
- Optimal access to hard-to-reach areas.
- To achieve a longer overall length, combine the IBUV extensions with the IBUS wire stems or with the SWG quick-change handles.

| L [mm] | Thread | Outer dia. of screw socket [mm] | | Item no. | Designation |
|---|---|---|---|---|---|
| 300 | M6 | 12 | 1 | 43690211 | IBUV M6 300 |
| | 3/8 BSW | 12 | 1 | 43690212 | IBUV 3/8 BSW 300 |
| | 1/2 BSW | 16 | 1 | 43690203 | IBUV 1/2 BSW 300 |
| 1,000 | M6 | 12 | 1 | 43690200 | IBUV M6 1000 |
| | 3/8 BSW | 12 | 1 | 43690201 | IBUV 3/8 BSW 1000 |
| | 1/2 BSW | 16 | 1 | 43690202 | IBUV 1/2 BSW 1000 |



## IBUS wire stem

Suitable for work with tube brushes with a thread.

**Special features:**
- Optimal access to hard-to-reach areas.
- To achieve a longer overall length, combine the IBUS wire stem with the IBUV extensions.

| L [mm] | Thread | Outer dia. of screw socket [mm] | | Item no. | Designation |
|---|---|---|---|---|---|
| 300 | M6 | 12 | 1 | 43690213 | IBUS M6 300 |
| | 3/8 BSW | 12 | 1 | 43690214 | IBUS 3/8 BSW 300 |
| | 1/2 BSW | 16 | 1 | 43690215 | IBUS 1/2 BSW 300 |
| 1,000 | M6 | 12 | 1 | 43690204 | IBUS M6 1000 |
| | 3/8 BSW | 12 | 1 | 43690205 | IBUS 3/8 BSW 1000 |
| | 1/2 BSW | 16 | 1 | 43690216 | IBUS 1/2 BSW 1000 |




## HBU, universal use

Generally suitable for all light cleaning and derusting work.



**Special features:**
- Optimum presentation on the PFERD TOOLS CENTER using hanging hole and labelling with EAN number, designation and filament material.

| Rows | $L_T$ [mm] | L [mm] | $D_F$ [mm] | | Item no. | Designation |
|---|---|---|---|---|---|---|
| **Steel wire (ST)** | | | | | | |
| 2 | 25 | 290 | 0.35 | 10 | 43671001 | HBU 20 ST 0,35 |
| 3 | 25 | 290 | 0.35 | 10 | 43672001 | HBU 30 ST 0,35 |
| | | | | 50 | *43672004* | HBU 30 GP ST 0,35 |
| 4 | 25 | 290 | 0.35 | 10 | 43673001 | HBU 40 ST 0,35 |
| | | | | 50 | *43673004* | HBU 40 GP ST 0,35 |
| 5 | 25 | 290 | 0.35 | 10 | 43670001 | HBU 50 ST 0,35 |
| **Stainless steel wire (INOX)** | | | | | | |
| 2 | 25 | 290 | 0.30 | 10 | 43671003 | HBU 20 INOX 0,30 |
| 3 | 25 | 290 | 0.30 | 10 | 43672003 | HBU 30 INOX 0,30 |
| 4 | 25 | 290 | 0.30 | 10 | 43673003 | HBU 40 INOX 0,30 |
| | | | | 50 | 43673005 | HBU 40 GP INOX 0,30 |
| 5 | 25 | 290 | 0.30 | 10 | 43670003 | HBU 50 INOX 0,30 |
| 6 | 25 | 290 | 0.35 | 10 | *43673113* | HBU 60 INOX 0,30 |
| **Brass wire (MES)** | | | | | | |
| 2 | 25 | 290 | 0.30 | 10 | 43671002 | HBU 20 MES 0,30 |
| 3 | 25 | 290 | 0.30 | 10 | 43672002 | HBU 30 MES 0,30 |
| 4 | 25 | 290 | 0.30 | 10 | 43673002 | HBU 40 MES 0,30 |
| 5 | 25 | 290 | 0.30 | 10 | 43670002 | HBU 50 MES 0,30 |




## HBU LH, Long Handle

Suitable for cleaning, derusting, and cleaning of weld seams and surfaces. Extra-long handle.

**Special features:**
- Optimum presentation on the PFERD TOOLS CENTER using hanging hole and labelling with EAN number, designation and filament material.

| Rows | $L_T$ [mm] | L [mm] | $D_F$ [mm] | | Item no. | Designation |
|---|---|---|---|---|---|---|
| **Steel wire (ST)** | | | | | | |
| 3 | 25 | 350 | 0.35 | 10 | 43672011 | HBU LH 30 ST 0,35 |
| 4 | 25 | 350 | 0.35 | 10 | 43673011 | HBU LH 40 ST 0,35 |



*Discontinued product*




## HBK, for fillet welds

Suitable for cleaning and derusting fillet welds and V-shaped welds thanks to the V shape.



**Special features:**
- Optimum presentation on the PFERD TOOLS CENTER using hanging hole and labelling with EAN number, designation and filament material.

| Rows | $L_T$ [mm] | L [mm] | $D_F$ [mm] | | Item no. | Designation |
|---|---|---|---|---|---|---|
| **Steel wire (ST)** | | | | | | |
| 3 | 35 | 290 | 0.35 | 10 | 43676001 | HBK 30 ST 0,35 |
| **Stainless steel wire (INOX)** | | | | | | |
| 3 | 35 | 290 | 0.35 | 10 | 43676003 | HBK 30 INOX 0,35 |




## HBG, curved

Excellent for cleaning work in hard-to-reach areas, e.g. angles, corners and pipes.



**Special features:**
- Optimum presentation on the PFERD TOOLS CENTER using hanging hole and labelling with EAN number, designation and filament material.

| Rows | $L_T$ [mm] | L [mm] | $D_F$ [mm] | | Item no. | Designation |
|---|---|---|---|---|---|---|
| **Steel wire (ST) –** ST = brass-plated steel wire | | | | | | |
| 1 | 25 | 265 | 0.30 | 10 | 43660001 | HBG 10 ST 0,30 |
| **Stainless steel wire (INOX)** | | | | | | |
| 1 | 25 | 265 | 0.30 | 10 | 43662003 | HBG 10 INOX 0,30 |
| **Brass wire (MES)** | | | | | | |
| 1 | 25 | 265 | 0.30 | 10 | 43662002 | HBG 10 MES 0,30 |




## HBUP, plastic body

Generally suitable for all light cleaning and derusting work.

**Special features:**
- Safe and ergonomic working thanks to curved two-component handle.
- Optimum presentation on the PFERD TOOLS CENTER using hanging hole and labelling with EAN number, designation and filament material.

| Rows | $L_T$ [mm] | L [mm] | $D_F$ [mm] | | Item no. | Designation |
|---|---|---|---|---|---|---|
| **Steel wire (ST)** | | | | | | |
| 3 | 25 | 290 | 0.40 | 10 | 43674503 | HBUP 30 ST 0,40 |
| 4 | 25 | 290 | 0.40 | 10 | 43674504 | HBUP 40 ST 0,40 |
| **Stainless steel wire (INOX)** | | | | | | |
| 2 | 25 | 290 | 0.40 | 10 | 43674510 | HBUP 20 INOX 0,40 |
| 3 | 25 | 290 | 0.40 | 10 | 43674511 | HBUP 30 INOX 0,40 |
| 4 | 25 | 290 | 0.40 | 10 | 43674512 | HBUP 40 INOX 0,40 |
| **Brass wire (MES)** | | | | | | |
| 3 | 25 | 290 | 0.30 | 10 | 43674507 | HBUP 30 MES 0,30 |
| 4 | 25 | 290 | 0.30 | 10 | 43674508 | HBUP 40 MES 0,30 |




## HBZ, for spark plugs

Particularly well suited to cleaning spark plugs, small workpieces and tools.

**Special features:**
- Excellent for the precise cleaning of small weld seams.
- Optimum presentation on the PFERD TOOLS CENTER using hanging hole and labelling with EAN number, designation and filament material.

| Rows | $L_T$ [mm] | L [mm] | $D_F$ [mm] | | Item no. | Designation |
|---|---|---|---|---|---|---|
| **Brass wire (MES)** | | | | | | |
| 3 | 15 | 145 | 0.15 | 10 | 43677002 | HBZ 30 MES 0,15 |




## HBB, block brushes with a handle

Robust block brush made from wood for heavy-duty cleaning work.

**Special features:**
- Excellent for cleaning concrete mouldings.
- Ergonomic working thanks to curved handle.

| Rows | $L_T$ [mm] | L [mm] | $D_F$ [mm] | | Item no. | Designation |
|---|---|---|---|---|---|---|
| **Steel wire (ST)** | | | | | | |
| 8 | 35 | 235 | 0.45 | 12 | 43678003 | HBB 80 ST 0,45 |




## HBFM, for precision mechanics

Excellent for light brushing on fine surfaces.



**Special features:**
- Optimum presentation on the PFERD TOOLS CENTER using hanging hole and labelling with EAN number, designation and filament material.

| Rows | $L_T$ [mm] | L [mm] | $D_F$ [mm] | | Item no. | Designation |
|---|---|---|---|---|---|---|
| **Steel wire (ST)** | | | | | | |
| 4 | 20 | 220 | 0.15 | 10 | 43674001 | HBFM 40 ST 0,15 |
| **Stainless steel wire (INOX)** | | | | | | |
| 4 | 20 | 220 | 0.15 | 10 | 43674003 | HBFM 40 INOX 0,15 |
| **Brass wire (MES)** | | | | | | |
| 4 | 20 | 220 | 0.15 | 10 | 43674002 | HBFM 40 MES 0,15 |




## HBF, for files

The file brush effortlessly cleans chips from a clogged file.



**Special features:**
- Optimum presentation on the PFERD TOOLS CENTER using hanging hole and labelling with EAN number, designation and filament material.

| Rows | $L_T$ [mm] | L [mm] | $D_F$ [mm] | | Item no. | Designation |
|---|---|---|---|---|---|---|
| **Steel wire (ST)** | | | | | | |
| 1 | 7 | 232 | 0.30 | 5 | 12601000 | HBF 10 ST 0,30 |


PFERD
TOOLS
PFERD
TOOLS
L
M1
M2
PFERD TOOLS
RCK-System
R
M3
M4
PFERD
TOOLS
PFERD TOOLS
51709 Marienheide
Germany
PFERD TOOLS

# Tool drives

# Tool drives
## Table of contents

### Tool drives


- Highlights from the PFERD TOOLS range 692
- General information 693
- What the machine designations mean 695




### Robot spindles for stationary applications


- Robot spindles for air-powered straight grinders 700
- Robot spindles for air-powered angle grinders with collet 703
- Angle grinder with threaded spindle 704
- Robot spindles for flexible shafts – straight handpiece 704
- Accessory for HAQ RS 704
- Robot spindles for flexible shafts – angle handpiece 706
- Accessory for robot spindle 706




### Air grinders


- Straight grinder 707
- Angle grinder with collet 725
- Angle grinder with threaded spindle 728
- Angle grinder with hexagon mounting 732
- Belt grinders and belt arms 732
- Belt grinder attachment arm group 1 733
- Belt grinder attachment arm group 2 734
- Belt grinder attachment arm group 3 737
- Chisel hammers and accessories 738
- Chipping hammers and accessories 742
- Filing machines 743
- Needle scalers and accessories 744
- Marking pens 745
- Accessories 746




### RCK drive systems


- RCK control device 748
- Handpieces for RCK system 749
- Accessories for RCK system 753




### MIM drive systems


- Micro motor system 757
- Micro motor handpieces 757
- Accessories for micro motor systems 759




### Electric grinders


- Straight grinder 760
- Belt grinders and belt arms 761
- Belt grinder attachment arm group 4 761




### Drive systems with DIN 10/DIN 15


- Flexible shaft drives – EL motors for flexible shafts and accessories 764
- Flexible shaft drives for Record Universal Motor and accessories 765
- Flexible shaft drives for Mini-Mammoth Electronic and accessories 765
- Flexible shaft drives for Mammoth Electronic and accessories 766
- Flexible shaft drives for Maxi-Mammoth Electronic and accessories 769
- Flexible shaft 4 and handpieces 770
- Flexible shaft 6 and handpieces 771
- Flexible shaft 6 Z and handpieces 772
- Flexible shaft 7 and handpieces 773
- Flexible shaft 10 and handpieces 775
- Flexible shaft 12 and handpieces 776
- Remote switch for flexible shafts and accessories 778
- Special flexible shafts for inner grinding of pipes and accessories 779
- Handpieces and accessories 780
- Flexible shaft adapter 784
- Angle drives and accessories 785
- Belt sanders 785
- Extensions 787
- Rigid extensions STV 788
- Handpieces for rigid extensions 790
- Angle drive for STV 792
- Burnishing drive STV 793
- DL motors DIN 10 for rigid extensions 793
- EL motors DIN 10 for rigid extensions 794

# Tool drives
## Table of contents



### Accessories for tool drives


- Collets 795
- Reducing collets and adapter 802
- Arbor 802
- Handle adapter 803
- Hand guard adapter 803
- Key 803
- Maintenance accessories 806

# Tool drives
## Highlights from the PFERD TOOLS range

### Robot spindle PGAS 4/52 RS

PFERD TOOLS robot spindles are manufactured according to the most stringent quality criteria and the latest technological standards, and are ideal for stationary applications in robot cells and machine tools and for installation in transfer lines. Scan the QR code to find out more about PFERD TOOLS' range of robot spindles.



**Advantages:**
- High torque due to planetary gear.
- Very high concentricity in continuous use.
- Double spindle bearing for a longer tool life.

### Electric straight grinder EGER E

The electric straight grinder with elastic bearing meets the highest technical standards and is tailored to the latest ergonomic requirements. The elastic bearing noticeably reduces vibrations, making day-to-day work more ergonomic. The integrated digital electronics enable users to maintain control of the rotational speed – which remains constant during use. This makes the electric straight grinder ideal for use with burrs. Scan the QR code to find out more about PFERD TOOLS' range of electric straight grinders.



**Advantages:**
- The elastic bearing reduces vibrations, while the digital electronics keep the rotational speed constant – ideal for burrs.
- The stepless rotational speed regulation allows the use of various types of tools on one single tool drive.
- Smooth start-up to protect people, tools and the drive.

### RCK drive system

The RCK drive system with stepless rotational speed regulation is an innovative solution that combines maximum productivity with significant ergonomic benefits. The system produces less noise and lower vibrations than conventional drives. In combination with the mobile control device and various handpieces, the system is particularly light, comfortable and flexible to use for operators. Scan the QR code to find out more about PFERD TOOLS' RCK drive system.



**Advantages:**
- Boosts productivity by up to 50% thanks to constant rotational speed.
- Comfortable, ergonomic working with fast, optimal results.
- Can be used with a battery for mobile use or a power supply unit, for a variety of industrial applications.

### More expert information online

Scan the QR code to find out a wide range of tool and application knowledge relating to PFERD TOOLS' high-quality tools and their huge variety of materials.



# Tool drives
## General information

The PFERD TOOLS range includes tool drives for grinding, milling, brushing, cutting and polishing in manual applications as well as in robotic and semi-stationary applications. PFERD TOOLS is one of only a few manufacturers that can offer a wide range of tools for work on surfaces and cutting of materials, as well as drives designed specifically for these tools, all from a single source.

The wide product range includes air and electric grinders as well as drive systems with DIN 10/DIN 15 and thus offers the best solution for almost any working environment.

Tool drives from PFERD TOOLS are characterized by their performance and durability. They are less prone to faults and comply with the latest technological standards.



### Spare parts catalogue

In our online spare parts catalogue, we have compiled all the information about every PFERD TOOLS drive. Here you will find exploded drawings and other sketches as well as photos and ordering data for each individual spare part for our drives. With just a few clicks, you can select the required spare parts or spare parts kits, add them to your shopping cart and order them online directly from PFERD TOOLS.

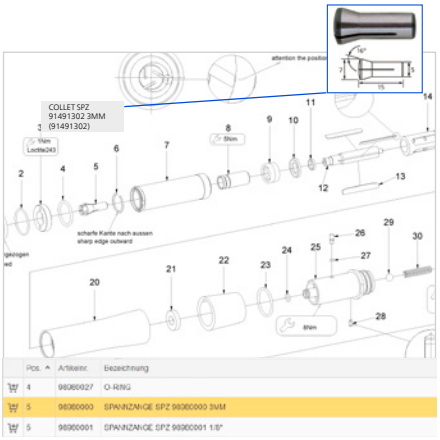

If you ever misplace the operating instructions, you can find them in our spare parts catalogue for download along with other documents such as CE declarations of conformity and illustrated DIY instructions for minor repairs.

You can find our clearly structured online spare parts catalogue at **spareparts.pferd.com**.

In the information area you can see which documents are available for download.

Move your mouse over the different spare parts for your tool drive from PFERD TOOLS to see the exact product specifications. Clicking on the relevant code displays more information and a product image. In the lower section of the image, you have the option of adding the selected spare parts directly to the shopping cart and ordering them.

Scan the QR code to access the online spare parts catalogue.

## Explanation of pictograms used

### General

| | |
|---|---|
| 80.000 RPM | Rotational speed |
| 5 - 11 m/s | Belt speed |
| 500 W | Power output |
| 14 mm | Matching open-ended wrenches |
| 5 mm | Matching hexagon socket wrenches |
| 25 mm | Matching face pin spanners |
| 4 mm | Matching Allen keys |

### Tool mounting

| | |
|---|---|
| | Clamping range |
| 6 mm | Collet |
| M14 | Stud bolt |
| 22,23 mm | Centre hole |
| 36 mm | Guard |
| 125 mm | Suitable for disc diameter |
| 19 x 100 mm | Suitable for grinding drum fitting |
| 520/610 x 9 - 12 mm | Belt dimensions |

### Air grinders

| | |
|---|---|
| 3 Oil /min | Information on use – oil |
| Oil | Can be used without oil |
| max. 6,3 bar | Air pressure |
| 12 mm | Air supply hose diameter |

### Electric grinders and flexible shaft drives

| | |
|---|---|
| 230 V 1~ | Voltage |
| 50 Hz | Frequency |
| | Protectively insulated in accordance with protection class II |
| | Protectively earthed in accordance with protection class I |
| | Safety transformer |
| | Safety extra-low voltage in accordance with protection class III |

### Flexible shafts

| | |
|---|---|
| DIN 10 | Drive-side shaft connection |
| G22 | Handpiece-side sliding coupling |

## Criteria for selecting the optimum drive

An important prerequisite for cost-effective work is selecting the optimum tool. The appropriate drive is selected taking the following criteria into consideration:

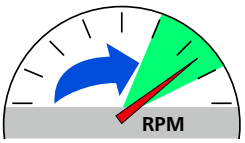


**1. Rotational speed**
The drive should always be selected according to the rotational speed and cutting speed recommendations for the tool. Refer to catalogue sections 2 to 8 for these recommendations.

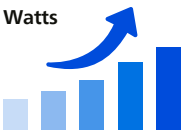


**2. Power output**
The drive's power output is the decisive factor for maintaining the rotational speed under load. The load is determined by the material to be machined, the cutting characteristics of the tool and the contact pressure.

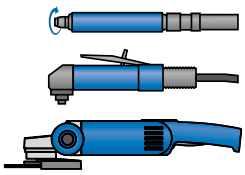

**3. Design, shape and size**
Each type of application places specific demands on the design and size of the tool drive. The different designs can be used for various applications,

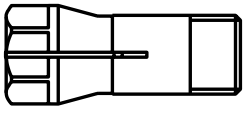

**4. Tool mounting**
Depending on the selected product from PFERD TOOLS, different tool mountings are available, e.g. collets or threaded spindles. Matching collets are allocated to every drive. Please refer to the accessories for tool drives in this catalogue for an overview of collets and spindle extensions. If you have any further questions, your personal point of contact in the PFERD TOOLS Sales team will be happy to help you.

# Tool drives
## What the machine designations mean

The PFERD TOOLS machine designations are structured to provide information about the drive type, as well as designs, throttle types and tool mountings. They also enable you to quickly and easily select the right rotational speed and performance classes for the various machine types.

The following overview provides a concise summary:

# Tool drives
## What the machine designations mean

| Figure | Description | | | | Performance group | Rotational speed | Designs, throttle types, tool mountings |
|---|---|---|---|---|---|---|---|
| **Robot spindles** | | | | | | | |
|  | **P** Pneumatic | **G** Straight grinder | **T** Turbine motor | **S** Collet | **1** x 100 watts | **1000** x 100 RPM | **RS** Robot spindle |
|  | **P** Pneumatic | **G** Straight grinder | **A** Rear exhaust | **S** Collet | **3** x 100 watts | **370** x 100 RPM | **RS** Robot spindle<br>**LL** Anti-clockwise |
|  | **P** Pneumatic | **W** Rear exhaust | **A** Rear exhaust | **S** Collet | **4** x 100 watts | **180** x 100 RPM | **RS** Robot spindle |
|  | **HA** Straight handpiece | **Q** Quick-change mounts | **10** Flexible shaft system | **G28** Sliding coupling [mm] | | | **RS** Robot spindle |
|  | **WT** Angle drive | **10** Flexible shaft system | **G28** Sliding coupling [mm] | | | | **RS** Robot spindle |
| **Air grinders** | | | | | | | |
|  | **P** Pneumatic | **G** Straight grinder | **A** Rear exhaust | **S** Collet | **2** x 100 watts | **800** x 100 RPM | **E** Elastic bearing<br>**Z** Two-handed<br>**M** Medium length<br>**ME** Medium length with elastic bearing<br>**B** Wide extension<br>**V** Extended<br>**DV** Ring throttle<br>**HV** Lever throttle<br>**DS** Instant start |
|  | **P** Pneumatic | **W** Rear exhaust | **A** Rear exhaust | **S** Collet | **1** x 100 watts | **800** x 100 RPM | **DV** Ring throttle<br>**HV** Lever throttle<br>**HEX 3MM** 3 mm hexagonal tool mounting |
|  | **P** Pneumatic | **B** Belt grinder | **A** Rear exhaust | | **2** x 100 watts | **200** x 100 RPM | **HV** Lever throttle<br>**oVA** Without attachment arm |
|  | **P** Pneumatic | **H** Hammer | **13** Weight x 100 g | **P** Pistol grip | | | **EG01** Insertion group 01 |

# Tool drives
## What the machine designations mean

| Figure | Description | | | | Performance group | Rotational speed | Designs, throttle types, tool mountings |
|---|---|---|---|---|---|---|---|
|  | **P** Pneumatic | **H** Hammer | **13** Weight x 100 g | **F** Fist grip | | | **EG03** Insertion group 03 |
|  | **P** Pneumatic | **H** Hammer | **18** Weight x 100 g | **F** Fist grip | | | **EG03** Insertion group 03 |
| | | | | **F-SK** Fist grip with screw cap | | | **EG05** Insertion group 05 |
|  | **P** Pneumatic | **H** Hammer | **66** Weight x 100 g | **F-SK** Fist grip with screw cap | | | **EG06** Insertion group 06 |
|  | **P** Pneumatic | **H** Hammer (chipping hammer) | | | **8** stroke length mm | **90** x 100 strokes per minute | **HV** Lever throttle |
|  | **P** Pneumatic | **F** Filing machine | | | **4** stroke length mm | **84** x 100 strokes per minute | **SV** Push-pull throttle<br>**HV** Lever throttle |
|  | **P** Pneumatic | **N** Needle scaler | **18** Number of needles | | | | **HV** Lever throttle |
|  | **P** Pneumatic | **N** Needle scaler | **28** Number of needles | **P** Pistol grip | | | |
|  | **MST** Marking pen | | | | | **32** x 1000 Hub pro Minute | **DV** Ring throttle<br>**F** Needle gauge: fine |

## RCK drive system

| | | | | | | | |
|---|---|---|---|---|---|---|---|
|  | **RCK** RCK | **STG** Control device | | | **10** x 100 watts | **800** x 100 RPM | |
| **Performance class up to 200 watts** | | | | | | | |
|  | **RCK** RCK | **G** Straight grinder | **S** Collet | | **2** x 100 watts | **800** x 100 RPM | **VS** Extended spindle<br>**SP** Keyless quick-mounting system |
|  | **RCK** RCK | **W** Rear exhaust | **S** Collet | | **1** x 100 watts | **300** x 100 RPM | **45°** 45 degree angle handpiece<br>**90°** 90 degree angle handpiece |

# Tool drives
## What the machine designations mean

| Figure | Description | | | | Performance group | Rotational speed | Designs, throttle types, tool mountings |
|---|---|---|---|---|---|---|---|
| **Performance class 400 watts** | | | | | | | |
|  | **RCK**<br>RCK | **G**<br>Straight grinder | **S**<br>Collet | | **4**<br>x 100 watts | **400**<br>x 100 RPM | **M**<br>Medium length<br>**V**<br>Extended |
|  | **RCK**<br>RCK | **W**<br>Rear exhaust | **S**<br>Collet | | **4**<br>x 100 watts | **200**<br>x 100 RPM | **45°**<br>45 degree angle handpiece<br>**90°**<br>90 degree angle handpiece |
|  | **RCK**<br>RCK | **B**<br>Belt grinder | | | **4**<br>x 100 watts | **200**<br>x 100 RPM | |
|  | **RCK**<br>RCK | **M**<br>Motor | | | **4**<br>x 100 watts | **250**<br>x 100 RPM | |
| **MIM drive system** | | | | | | | |
| 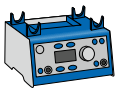 | **MIM**<br>Micro motor | **STG**<br>Control device | **3**<br>Version | **S**<br>with switch | **3**<br>x 100 watts | **800**<br>x 100 RPM | |
|  | **MIM**<br>Micro motor | **HA**<br>Straight handpiece | | **S**<br>with switch | **3**<br>x 100 watts | **800**<br>x 100 RPM | **VS**<br>Extended spindle<br>**SP**<br>Keyless quick-mounting system<br>**3**<br>Incl. collet dia. in mm |
|  | **MIM**<br>Micro motor | **WZ**<br>Angle handpiece | | **S**<br>with switch | **3**<br>x 100 watts | **300**<br>x 100 RPM | **90°**<br>90 degree angle handpiece<br>**S**<br>Collet<br>**3**<br>Incl. collet dia. in mm |
| **Electric grinders** | | | | | | | |
|  | **E**<br>Electric | **G**<br>Straight grinder | **ER**<br>Electronically regulated | | **8**<br>x 100 watts | **280**<br>x 100 RPM | **E**<br>Elastic bearing |
|  | **E**<br>Electric | **B**<br>Belt grinder | **ER**<br>Electronically regulated | | **17**<br>x 100 watts | **75**<br>x 100 RPM | |
|  | **E**<br>Electric | **B**<br>Belt grinder | **ER**<br>Electronically regulated | | **8**<br>x 100 watts | **280**<br>x 100 RPM | |
|  | **E**<br>Electric | **W**<br>Angle grinder | **ER**<br>Electronically regulated | | **12**<br>x 100 watts | **25**<br>x 100 RPM | **R**<br>Pipe belt grinder |
|  | **E**<br>Electric | **S**<br>Burnishing machine | **ER**<br>Electronically regulated | | **12**<br>x 100 watts | **25**<br>x 100 RPM | |

# Tool drives
## What the machine designations mean

| Figure | Description | | | Performance group | Rotational speed | Designs, throttle types, tool mountings |
|---|---|---|---|---|---|---|
| **DIN 10/DIN 15 drive systems** | | | | | | |
|  | **E**<br>Electric | **M**<br>Motor | **ER**<br>Electronically regulated | **8**<br>x 100 watts | **280**<br>x 100 RPM | **BW**<br>Flexible shaft |
|  | **R**<br>Record | **U**<br>Universal motor | **ER**<br>Electronically regulated | **8**<br>x 100 watts | **180**<br>x 100 RPM | |
|  | **MME**<br>Mini Mammoth electronic | | **W**<br>Alternating current | **11**<br>x 100 watts | **120**<br>x 100 RPM | |
|  | **ME**<br>Mammoth electronic | | **W**<br>Alternating current | **18**<br>x 100 watts | **240**<br>x 100 RPM | |
|  | **MME**<br>Maxi Mammoth electronic | | | **40**<br>x 100 watts | **150**<br>x 100 RPM | |
|  | **P**<br>Pneumatic | **M**<br>Motor | **A**<br>Rear exhaust | **10**<br>x 100 watts | **120**<br>x 100 RPM | **HV**<br>Lever throttle |
|  | **E**<br>Electric | **M**<br>Motor | **ER**<br>Electronically regulated | **8**<br>x 100 watts | **280**<br>x 100 RPM | |

# Robot spindles for stationary applications
## General information

### Custom-made products

If you cannot find the solution for your particular application in our comprehensive product range, we are happy to produce robot spindles to meet your preferences and requirements. Our sales and technical team will be happy to assist you in analyzing your task. Simply contact us to arrange an appointment. You can find our worldwide sales addresses at **www.pferd.com**.

On request, robot spindles can be supplied with deflection, in a reversible design, with clockwise or anti-clockwise rotation and with a tool change system.



## Robot spindles for air-powered straight grinders




### PGTS 1/1000 RS

Robot spindle manufactured according to the most stringent quality criteria and the latest technological standards with clockwise rotation and exhaust directed to the front. Suitable for stationary applications in robot cells and machine tools and for installation in transfer lines.

**Contents:**
Quick coupling (BK 4 mm - 1/4"), SPZ GR.15 3 mm, 2 keys (DM SW 6/8 mm).

**Special features:**
- Stainless steel collet mounting.
- Very high concentricity in continuous use.

| Rotational speed [RPM] | Power output [watts] | Air consumption at idle [m³/min] | Air consumption under load [m³/min] | Inner dia./outer dia. of air supply hose [mm] | Net weight [kg] | Item no. | Designation |
|---|---|---|---|---|---|---|---|
| 100,000 | 100 | 0.32 | 0.32 | 2.7 / 4 | 0.296 | 80115012 | PGTS 1/1000 RS |

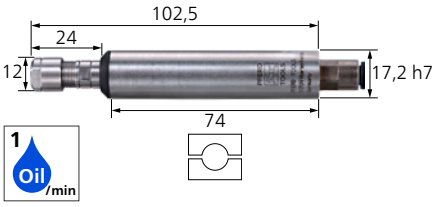


### PGAS 2/800 RS

Robot spindle manufactured according to the most stringent quality criteria and the latest technological standards with clockwise rotation and exhaust directed to the rear. Suitable for stationary applications in robot cells and machine tools and for installation in transfer lines.

**Contents:**
Quick coupling (BK 6 mm - 1/4"), SPZ GR.23 3 mm, 2 keys (1x EM SW 9 mm, 1x EM SW 10 mm).

**Special features:**
- High rotational speeds in a compact design.
- Very high concentricity in continuous use.
- Double spindle bearing for a longer tool life.

| Rotational speed [RPM] | Power output [watts] | Air consumption at idle [m³/min] | Air consumption under load [m³/min] | Inner dia./outer dia. of air supply hose [mm] | Net weight [kg] | Item no. | Designation |
|---|---|---|---|---|---|---|---|
| 80,000 | 110 | 0.2 | 0.18 | 4 / 6 | 0.110 | 80115010 | PGAS 2/800 RS |

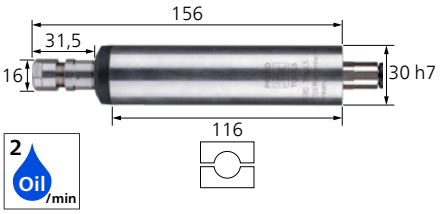


### PGAS 3/370 RS | PGAS 3/370 RS LL

Robot spindle manufactured according to the most stringent quality criteria and the latest technological standards with clockwise rotation (LL: anti-clockwise) and exhaust directed to the rear. For stationary applications in robot cells and machine tools and for installation in transfer lines.

**Contents:**
Quick coupling (BK 8 mm - 1/4"), SPZ GR.21 6 mm, 2 keys (EM SW 14 mm).

**Special features:**
- Stainless steel collet mounting.
- Very high concentricity in continuous use.
- Double spindle bearing for a longer tool life.

| Rotational speed [RPM] | Power output [watts] | Air consumption at idle [m³/min] | Air consumption under load [m³/min] | Inner dia./outer dia. of air supply hose [mm] | Net weight [kg] | Item no. | Designation |
|---|---|---|---|---|---|---|---|
| 37,000 | 320 | 0.7 | 0.5 | 6 / 8 | 0.456 | 80115011 | PGAS 3/370 RS |
| | | 0.8 | 0.6 | 6 / 8 | 0.456 | 80115013 | PGAS 3/370 RS LL |

# Robot spindles for stationary applications

## Robot spindles for air-powered straight grinders

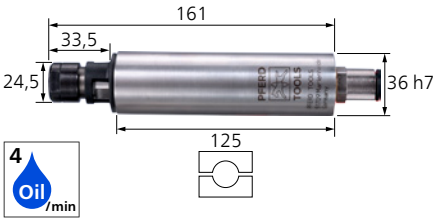


### PGAS 4/280 RS

Robot spindle manufactured according to the most stringent quality criteria and the latest technological standards with clockwise rotation and exhaust directed to the rear. Suitable for stationary applications in robot cells and machine tools and for installation in transfer lines.



**Contents:**
Quick coupling (BK 12 mm - 1/4"), SPZ GR.16 6 mm, 2 keys (1x EM SW 17 mm, 1x DM SW 20/22 mm).

**Special features:**
- Stainless steel collet mounting.
- Very high concentricity in continuous use.
- Double spindle bearing for a longer tool life.

| Rotational speed [RPM] | Power output [watts] | Air consumption at idle [m³/min] | Air consumption under load [m³/min] | Inner dia./outer dia. of air supply hose [mm] | Net weight [kg] | Item no. | Designation |
|---|---|---|---|---|---|---|---|
| 28,000 | 380 | 0.89 | 0.69 | 10 / 12 | 0.750 | 80115014 | PGAS 4/280 RS |




### PGAS 4/220 RS

Robot spindle manufactured according to the most stringent quality criteria and the latest technological standards with clockwise rotation and exhaust directed to the rear. Suitable for stationary applications in robot cells and machine tools and for installation in transfer lines.

**Contents:**
Quick coupling (BK 12 mm - 1/4"), SPZ GR.16 6 mm, 2 keys (1x EM SW 17 mm, 1x DM SW 20/22 mm).

**Special features:**
- Stainless steel collet mounting.
- Very high concentricity in continuous use.
- Double spindle bearing for a longer tool life.

| Rotational speed [RPM] | Power output [watts] | Air consumption at idle [m³/min] | Air consumption under load [m³/min] | Inner dia./outer dia. of air supply hose [mm] | Net weight [kg] | Item no. | Designation |
|---|---|---|---|---|---|---|---|
| 22,000 | 400 | 0.71 | 0.51 | 10 / 12 | 0.974 | 80106002 | PGAS 4/220 RS |




### PGAS 8/170 RS

Robot spindle manufactured according to the most stringent quality criteria and the latest technological standards with clockwise rotation and exhaust directed to the rear. Suitable for stationary applications in robot cells and machine tools and for installation in transfer lines.

**Contents:**
Quick coupling (BK 12 mm - 1/4"), SPZ GR.16 6 mm, 2 keys (1x EM SW 17 mm, 1x DM SW 20/22 mm).

**Special features:**
- Stainless steel collet mounting.
- Very high concentricity in continuous use.
- Double spindle bearing for a longer tool life.

| Rotational speed [RPM] | Power output [watts] | Air consumption at idle [m³/min] | Air consumption under load [m³/min] | Inner dia./outer dia. of air supply hose [mm] | Net weight [kg] | Item no. | Designation |
|---|---|---|---|---|---|---|---|
| 17,000 | 800 | 1.15 | 0.95 | 10 / 12 | 1.668 | 80115015 | PGAS 8/170 RS |

# Robot spindles for stationary applications

## Robot spindles for air-powered straight grinders




### PGAS 11/58 RS

Robot spindle manufactured according to the most stringent quality criteria and the latest technological standards with clockwise rotation and exhaust directed to the rear. Suitable for stationary applications in robot cells and machine tools and for installation in transfer lines.

**Contents:**
Quick coupling (BK 14 mm - 1/2"),
speed throttle, SPZ GR.16 6 mm, 2 keys
(1x EM SW 17 mm, 1x DM SW 20/22 mm).

**Special features:**
- High torque due to planetary gear.
- Very high concentricity in continuous use.
- With stainless steel collet mounting and double spindle bearing for a longer tool life.

| Rotational speed [RPM] | Power output [watts] | Air consumption at idle [m³/min] | Air consumption under load [m³/min] | Inner dia./outer dia. of air supply hose [mm] | Exhaust hose internal dia. [mm] | Net weight [kg] | Item no. | Designation |
|---|---|---|---|---|---|---|---|---|
| 5,800 | 1,100 | 1.58 | 1.38 | 11 / 14 | 16 | 3.355 | 80115016 | PGAS 11/58 RS |

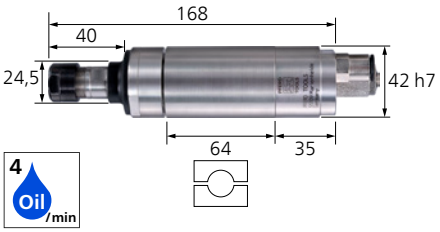


### PGAS 4/52 RS

Robot spindle manufactured according to the most stringent quality criteria and the latest technological standards with clockwise rotation and exhaust directed to the rear. Suitable for stationary applications in robot cells and machine tools and for installation in transfer lines.

**Contents:**
Quick coupling (BK 10 mm - 1/4"),
speed throttle, SPZ GR.16 6 mm, 2 keys
(1x EM SW 17 mm, 1x DM SW 20/22 mm).

**Special features:**
- High torque due to planetary gear.
- Very high concentricity in continuous use.
- With stainless steel collet mounting and double spindle bearing for a longer tool life.

| Rotational speed [RPM] | Power output [watts] | Air consumption at idle [m³/min] | Air consumption under load [m³/min] | Inner dia./outer dia. of air supply hose [mm] | Exhaust hose internal dia. [mm] | Net weight [kg] | Item no. | Designation |
|---|---|---|---|---|---|---|---|---|
| 5,200 | 380 | 0.71 | 0.51 | 8 / 10 | 12 | 1.140 | 80115017 | PGAS 4/52 RS |

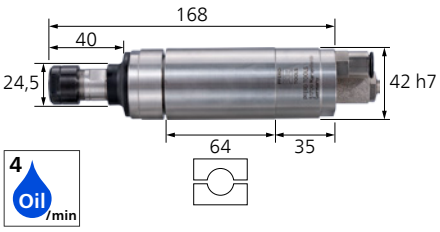


### PGAS 4/24 RS

Robot spindle manufactured according to the most stringent quality criteria and the latest technological standards with clockwise rotation and exhaust directed to the rear. Suitable for stationary applications in robot cells and machine tools and for installation in transfer lines.

**Contents:**
Quick coupling (BK 10 mm - 1/4"),
speed throttle, SPZ GR.16 6 mm, 2 keys
(1 x EM SW 17 mm, 1 x DM SW 20/22 mm).

**Special features:**
- High torque due to planetary gear.
- Very high concentricity in continuous use.
- With stainless steel collet mounting and double spindle bearing for a longer tool life.

| Rotational speed [RPM] | Power output [watts] | Air consumption at idle [m³/min] | Air consumption under load [m³/min] | Inner dia./outer dia. of air supply hose [mm] | Exhaust hose internal dia. [mm] | Net weight [kg] | Item no. | Designation |
|---|---|---|---|---|---|---|---|---|
| 2,400 | 380 | 0.71 | 0.51 | 8 / 10 | 12 | 1.140 | 80115018 | PGAS 4/24 RS |

# Robot spindles for stationary applications

## Robot spindles for air-powered straight grinders

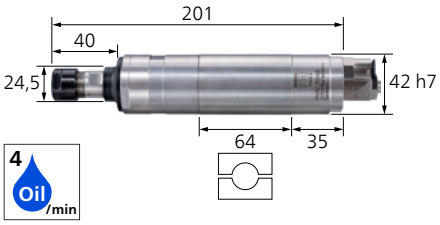


### PGAS 4/12 RS

Robot spindle manufactured according to the most stringent quality criteria and the latest technological standards with clockwise rotation and exhaust directed to the rear. Suitable for stationary applications in robot cells and machine tools and for installation in transfer lines.

**Contents:**
Quick coupling (BK 10 mm - 1/4"),
speed throttle, SPZ GR.16 6 mm, 2 keys
(1x EM SW 17 mm, 1x DM SW 20/22 mm).

**Special features:**
- High torque due to planetary gear.
- Very high concentricity in continuous use.
- With stainless steel collet mounting and double spindle bearing for a longer tool life.

| Rotational speed [RPM] | Power output [watts] | Air consumption at idle [m³/min] | Air consumption under load [m³/min] | Inner dia./outer dia. of air supply hose [mm] | Exhaust hose internal dia. [mm] | Net weight [kg] | Item no. | Designation |
|---|---|---|---|---|---|---|---|---|
| 1,200 | 380 | 0.71 | 0.51 | 8 / 10 | 12 | 1.415 | 80115019 | PGAS 4/12 RS |

## Robot spindles for air-powered angle grinders with collet

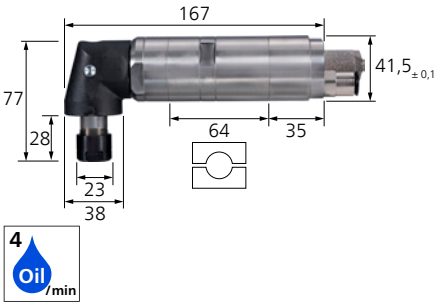


### PWAS 4/180 RS 90°

Robot spindle manufactured according to the most stringent quality criteria and the latest technological standards with clockwise rotation and exhaust directed to the rear. Suitable for stationary applications in robot cells and machine tools and for installation in transfer lines.

**Contents:**
Quick coupling (BK 10 mm - 1/4"),
speed throttle, SPZ GR.16 6 mm, 2 keys
(1x EM SW 17 mm, 1x DM SW 20/22 mm).

**Special features:**
- Very high concentricity in continuous use.
- The 90° angle head is ideally suited to working in hard-to-reach areas.

| Rotational speed [RPM] | Power output [watts] | Air consumption at idle [m³/min] | Air consumption under load [m³/min] | Inner dia./outer dia. of air supply hose [mm] | Exhaust hose internal dia. [mm] | Net weight [kg] | Item no. | Designation |
|---|---|---|---|---|---|---|---|---|
| 18,000 | 380 | 0.71 | 0.51 | 8 / 10 | 12 | 1.410 | 80115021 | PWAS 4/180 RS 90° |

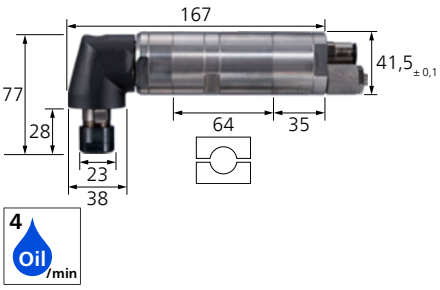


### PWAS 4/52 RS 90°

Robot spindle manufactured according to the most stringent quality criteria and the latest technological standards with clockwise rotation and exhaust directed to the rear. Suitable for stationary applications in robot cells and machine tools and for installation in transfer lines.

**Contents:**
Quick coupling (BK 10 mm - 1/4"),
speed throttle, SPZ GR.16 6 mm, 2 keys
(1x EM SW 17 mm, 1x DM SW 20/22 mm).

**Special features:**
- Very high concentricity in continuous use.
- The 90° angle head is ideally suited to working in hard-to-reach areas.

| Rotational speed [RPM] | Power output [watts] | Air consumption at idle [m³/min] | Air consumption under load [m³/min] | Inner dia./outer dia. of air supply hose [mm] | Exhaust hose internal dia. [mm] | Net weight [kg] | Item no. | Designation |
|---|---|---|---|---|---|---|---|---|
| 5,200 | 380 | 0.71 | 0.51 | 8 / 10 | 12 | 1.410 | 80115022 | PWAS 4/52 RS 90° |

# Robot spindles for stationary applications
## Angle grinder with threaded spindle

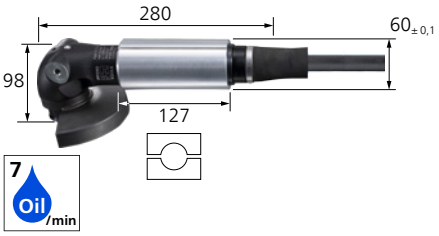


### PWA 11/120 RS

Robot spindle manufactured according to the most stringent quality criteria and the latest technological standards with clockwise rotation and exhaust directed to the rear. Suitable for stationary applications in robot cells and machine tools and for installation in transfer lines.



**Contents:**
1 m exhaust hose and 2.5 m air supply hose with 1/2" male threaded connection, 1 clamping nut, 2 flange screws, 2 spacer sleeves, 2 keys (1x STL SW 35 x 5 mm, 1x SKS SW 4 mm), guard dia. 125 mm.

**Special features:**
- With maximum **tool diameter up to 125 mm**.
- Autobalancer on the drive spindle and constant power delivery due to the centrifugal governor.
- Spindle lock pin for tool change with one key.

| Rotational speed [RPM] | Power output [watts] | Air consumption at idle [m³/min] | Air consumption under load [m³/min] | Spindle thread | Air supply hose internal dia. [mm] | Tool mounting [mm] | Net weight [kg] | Item no. | Designation |
|---|---|---|---|---|---|---|---|---|---|
| 12,000 | 1,100 | 0.5 | 1 | M14 | 13 | 22.23 | 2.430 | 80115023 | PWA 11/120 RS |

## Robot spindles for flexible shafts – straight handpiece

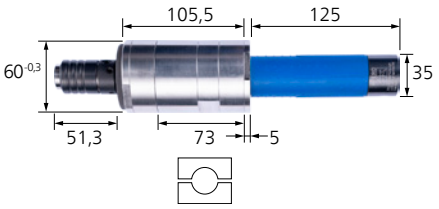


### HAQ 10 G28 RS

Straight handpiece for stationary applications. Can be connected to all flexible shafts with G28 sliding coupling. The maximum rotational speed is 18,000 RPM.

**Contents:**
2 keys (DM SW 15/20 mm).

**Special features:**
- Maximum flexibility thanks to the quick-change tool mounting.
- Enables flexible shaft drives to be used as straight grinders in robot cells.

| Max. rotational speed [RPM] | Handpiece-side coupling G / dia. [mm] | Transmission ratio | Net weight [kg] | Item no. | Designation |
|---|---|---|---|---|---|
| 18,000 | 28 / 28 mm | 1:1 | 3.425 | 87101807 | HAQ 10 G28 RS |

## Accessory for HAQ RS




### Quick-change gripper QC-G RS

The quick-change gripper for air-powered robot spindles can be prepared outside the robot application and changed quickly.

| Tool mounting | Length [mm] | Height [mm] | Net weight [kg] | Item no. | Designation |
|---|---|---|---|---|---|
| QC | 60 | 15 | 0.156 | 80900901 | QC-G RS |

*New item*




## Quick-change mount QC-A 6 mm RS

The quick-change tool mounting for 6-mm tools is suitable for robot spindles with quick-change mount and can be prepared outside the robot application and changed quickly.

**Contents:**
Collet SPZ GR.16 6 mm.

| Tool mounting | Length [mm] | Height [mm] | Net weight [kg] | Item no. | Designation |
|---|---|---|---|---|---|
| SPG 16 / 6 mm | 50 | 23 | 0.084 | 80900902 | QC-A 6MM RS |




## Quick-change mount QC-A 8 mm RS

The quick-change tool mounting for 8-mm tools is suitable for robot spindles with quick-change mount and can be prepared outside the robot application and changed quickly.

**Contents:**
Collet SPZ GR.16 8 mm.

| Tool mounting | Length [mm] | Height [mm] | Net weight [kg] | Item no. | Designation |
|---|---|---|---|---|---|
| SPG 16 / 8 mm | 50 | 23 | 0.082 | 80900903 | QC-A 8MM RS |




## Quick-change mount QC-A 10 mm RS

The quick-change tool mounting for 10-mm tools is suitable for robot spindles with quick-change mount and can be prepared outside the robot application and changed quickly.

**Contents:**
Collet SPZ GR.16 10 mm.

| Tool mounting | Length [mm] | Height [mm] | Net weight [kg] | Item no. | Designation |
|---|---|---|---|---|---|
| SPG 16 / 10 mm | 50 | 23 | 0.078 | 80900904 | QC-A 10MM RS |




## Quick-change mount QC-A M14 X 2 RS

The quick-change tool mounting with M14 thread is suitable for robot spindles with quick-change mount and can be prepared outside the robot application and changed quickly.

| Tool mounting | Length [mm] | Height [mm] | Net weight [kg] | Item no. | Designation |
|---|---|---|---|---|---|
| M14 | 40 | 21 | 0.050 | 80900905 | QC-A M14 X 2 RS |




## Quick-change revolving mount QC-DA RS

Holder and support for quick-change tool mountings for quick, automated changeovers.

| Tool mounting | Length [mm] | Height [mm] | Net weight [kg] | Item no. | Designation |
|---|---|---|---|---|---|
| QC | 97 | 62.5 | 0.596 | 80900906 | QC-DA RS |



*New item*

# Robot spindles for stationary applications
## Robot spindles for flexible shafts – angle handpiece




### WT 10 G28 RS

Angle drive for stationary applications. Can be connected to all flexible shafts with G28 thread (instead of the handpiece). Connection to flexible shaft can be pivoted 360°. With M14 spindle thread and dia. 22.23 mm tool mounting.

**Contents:**
1 clamping nut (item no. 98980036), 2 flange screws (1x item no. 98980037, 1x item no. 98980038), 2 spacer sleeves (1x item no. 98980039, 1x item no. 98980040), 2 keys (1x STL SW 35 x 5 mm, 1x SKS SW 4 mm), guard dia. 125 mm, anti-vibration handle.

**Special features:**
- Enables flexible shaft drives to be used as angle grinders in robot cells.
- The connection to the shaft can be pivoted 360°.
- With maximum **tool diameter up to 125 mm**.

| Max. rotational speed [RPM] | Handpiece-side coupling G / dia. [mm] | Transmission ratio | Net weight [kg] | Item no. | Designation |
|---|---|---|---|---|---|
| 18,000 | 28 / 28 mm | 1,53 : 1 | 1.788 | 87100989 | WT 10 G28 RS |

## Accessory for robot spindle




### Accessory for robot spindle

PFERD TOOLS offers different accessories for robot spindles.

| Image | L [mm] | B [mm] | H [mm] | D [mm] | Net weight [kg] | Item no. | Designation |
|---|---|---|---|---|---|---|---|
| **Quick coupling** | | | | | | | |
| ② | 20 | 17 | - | - | 0.010 | 80900431 | BK 4 mm - 1-4" |
| | | | | | | 80900427 | BK 6 mm - 1-4" |
| | 24 | 17 | - | - | 0.011 | 80900428 | BK 8 mm - 1/4" |
| | 29 | 17 | - | - | 0.016 | 80900432 | BK 10 mm - 1/4" |
| | 30 | 20 | - | - | 0.022 | 80900429 | BK 12 mm - 1/4" |
| | 31 | 25 | - | - | 0.098 | 80900433 | BK 14 mm - 1/2" |
| **Air supply hose –** sold by the metre | | | | | | | |
| ① | - | - | - | 4 | - | 98980378 | PLS 4 RS |
| | | | | 6 | - | 98980379 | PLS 6 RS |
| | | | | 8 | - | 98980380 | PLS 8 RS |
| | | | | 10 | - | 98980381 | PLS 10 RS |
| | | | | 12 | - | 98980382 | PLS 12 RS |
| | | | | 14 | - | 98980383 | PLS 14 RS |
| **Bottom flange** | | | | | | | |
| ③ | 60 | 54 | 40 | 30 | 0.239 | 98980641 | FF 30 |
| | | 66 | 56 | 36 | 0.438 | 98980642 | FF 36 |
| | | | | 41.5 | 0.383 | 98980643 | FF 41,5 |
| | | | | 42 | 0.378 | 98980644 | FF 42 |
| | 75 | 90 | 65 | 46 | 1.036 | 98980645 | FF 46 |
| | 100 | 150 | 70 | 60 | 1.686 | 98980646 | FF 60 |




## PGTS 1/1100 DV

Sophisticated air-powered straight grinder with turbine motor, exhaust directed to the front and ring throttle version. Offers maximum cutting speed for TC burrs and mounted points.

**Contents:**
1.5 m air supply hose with 1/4" male threaded connection and threaded quick coupling (STGI), SPZ GR.15 3 mm, 2 keys (DM SW 6/8 mm).

**Special features:**
- No oil residues on the workpiece.

| Rotational speed [RPM] | Power output [watts] | Air consumption at idle [m³/min] | Air consumption under load [m³/min] | Air supply hose internal dia. [mm] | Net weight [kg] | Item no. | Designation |
|---|---|---|---|---|---|---|---|
| 110,000 | 75 | 0.32 | 0.15 | 6 | 0.188 | 80107320 | PGTS 1/1100 DV |

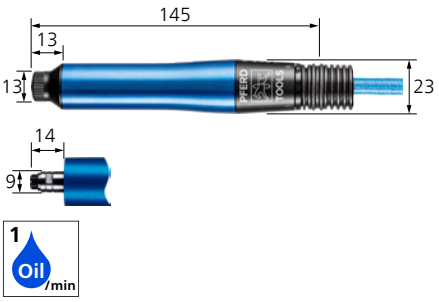


## PGAS 2/800 E-DV

Sophisticated air-powered straight grinder with elastically mounted spindle and exhaust directed to the rear. Minimizes vibrations when working.

**Contents:**
0.75 m exhaust hose and 1.5 m air supply hose with 1/4" male threaded connection and threaded quick coupling (STGI), SPZ GR.15 3 mm, 2 keys (DM SW 6/8 mm).

**Special features:**
- Offers high cutting speed for TC burrs and mounted points.
- The removable spindle sleeve enables narrower and harder-to-reach areas to be accessed more easily.
- Easy guidance thanks to slim, lightweight design.

| Rotational speed [RPM] | Power output [watts] | Air consumption at idle [m³/min] | Air consumption under load [m³/min] | Air supply hose internal dia. [mm] | Net weight [kg] | Item no. | Designation |
|---|---|---|---|---|---|---|---|
| 80,000 | 110 | 0.27 | 0.26 | 4.8 | 0.136 | 80105021 | PGAS 2/800 E-DV |

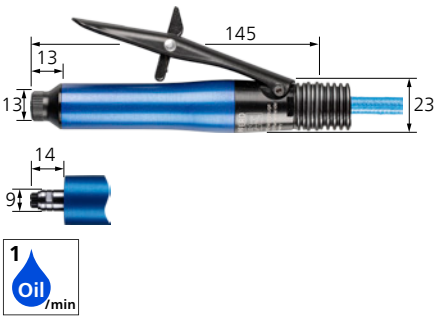


## PGAS 2/800 E-HV

Sophisticated air-powered straight grinder with elastically mounted spindle, exhaust directed to the rear, ring throttle version and dead man's switch using safety lever valve. Minimizes vibrations when working.

**Contents:**
0.75 m exhaust hose and 1.5 m air supply hose with 1/4" male threaded connection and threaded quick coupling (STGI), SPZ GR.15 3 mm, 2 keys (DM SW 6/8 mm).

**Special features:**
- Offers high cutting speed for TC burrs and mounted points.
- The removable spindle sleeve enables narrower and harder-to-reach areas to be accessed more easily.
- Easy guidance thanks to slim, lightweight design.

| Rotational speed [RPM] | Power output [watts] | Air consumption at idle [m³/min] | Air consumption under load [m³/min] | Air supply hose internal dia. [mm] | Net weight [kg] | Item no. | Designation |
|---|---|---|---|---|---|---|---|
| 80,000 | 110 | 0.27 | 0.26 | 4.8 | 0.170 | 80105022 | PGAS 2/800 E-HV |




## PGAS 1/750 DV

Sophisticated air-powered straight grinder with exhaust directed to the rear and ring throttle version. Offers high cutting speed for TC burrs and mounted points.

**Contents:**
0.6 m exhaust hose and 2 m air supply hose with 1/4" male threaded connection and threaded quick coupling (STGI), SPZ GR.1 3 mm, 2 keys (EM SW 7 mm).

**Special features:**
- Easy guidance thanks to slim, lightweight design.
- The removable spindle sleeve enables narrower and harder-to-reach areas to be accessed more easily.

| Rotational speed [RPM] | Power output [watts] | Air consumption at idle [m³/min] | Air consumption under load [m³/min] | Air supply hose internal dia. [mm] | Net weight [kg] | Item no. | Designation |
|---|---|---|---|---|---|---|---|
| 75,000 | 110 | 0.35 | 0.2 | 5 | 0.142 | 80700026 | PGAS 1/750 DV |







## PGAS 1/700 DV

Sophisticated air-powered straight grinder with exhaust directed to the rear and ring throttle version. Offers high cutting speed for TC burrs and mounted points.



**Contents:**
0.75 m exhaust hose and 2 m air supply hose with 1/4" male threaded connection and threaded quick coupling (STGI), SPZ GR.15 3 mm, 2 keys (DM SW 6/8 mm).

**Special features:**
- Light and easy to handle.
- Easy guidance thanks to slim, lightweight design.

| Rotational speed [RPM] | Power output [watts] | Air consumption at idle [m³/min] | Air consumption under load [m³/min] | Air supply hose internal dia. [mm] | Net weight [kg] | Item no. | Designation |
|---|---|---|---|---|---|---|---|
| 70,000 | 100 | 0.25 | 0.12 | 4.8 | 0.090 | 80105090 | PGAS 1/700 DV |







## PGAS 1/700 HV

Sophisticated air-powered straight grinder with exhaust directed to the rear, ring throttle version and dead man's switch using safety lever valve. Offers high cutting speed for TC burrs and mounted points.

**Contents:**
0.75 m exhaust hose and 2 m air supply hose with 1/4" male threaded connection and threaded quick coupling (STGI), SPZ GR.15 3 mm, 2 keys (DM SW 6/8 mm).

**Special features:**
- Light and easy to handle.
- Easy guidance thanks to slim, lightweight design.

| Rotational speed [RPM] | Power output [watts] | Air consumption at idle [m³/min] | Air consumption under load [m³/min] | Air supply hose internal dia. [mm] | Net weight [kg] | Item no. | Designation |
|---|---|---|---|---|---|---|---|
| 70,000 | 100 | 0.25 | 0.12 | 4.8 | 0.128 | 80105095 | PGAS 1/700 HV |







## PGAS 1/600 DV

Sophisticated air-powered straight grinder with exhaust directed to the rear and ring throttle version. Offers high cutting speed for TC burrs and mounted points.

**Contents:**
0.6 m exhaust hose and 2 m air supply hose with 1/4" male threaded connection and threaded quick coupling (STGI), SPZ GR.1 3 mm, 2 keys (EM SW 7 mm).

**Special features:**
- Easy guidance thanks to slim, lightweight design.
- The removable spindle sleeve enables narrower and harder-to-reach areas to be accessed more easily.

| Rotational speed [RPM] | Power output [watts] | Air consumption at idle [m³/min] | Air consumption under load [m³/min] | Air supply hose internal dia. [mm] | Net weight [kg] | Item no. | Designation |
|---|---|---|---|---|---|---|---|
| 60,000 | 110 | 0.28 | 0.2 | 5 | 0.142 | 80700025 | PGAS 1/600 DV |

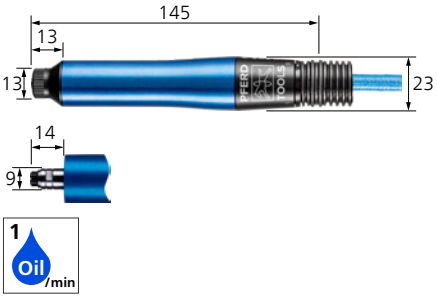


## PGAS 2/600 E-DV

Sophisticated air-powered straight grinder with elastically mounted spindle, exhaust directed to the rear and ring throttle version. High cutting speed for TC burrs and mounted points.

**Contents:**
0.75 m exhaust hose and 1.5 m air supply hose with 1/4" male threaded connection and threaded quick coupling (STGI), SPZ GR.15 3 mm, 2 keys (DM SW 6/8 mm).

**Special features:**
- Light and easy to handle and enables low vibrations when working.
- The removable spindle sleeve enables narrower and harder-to-reach areas to be accessed more easily.
- Easy guidance thanks to slim, lightweight design.

| Rotational speed [RPM] | Power output [watts] | Air consumption at idle [m³/min] | Air consumption under load [m³/min] | Air supply hose internal dia. [mm] | Net weight [kg] | Item no. | Designation |
|---|---|---|---|---|---|---|---|
| 60,000 | 100 | 0.26 | 0.24 | 4.8 | 0.137 | 80105096 | PGAS 2/600 E-DV |

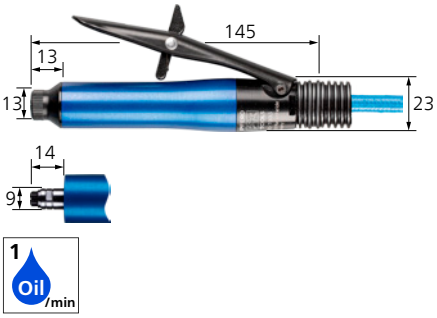


## PGAS 2/600 E-HV

Sophisticated air-powered straight grinder with elastically mounted spindle, exhaust directed to the rear, ring throttle version and dead man's switch using safety lever valve. High cutting speed for TC burrs and mounted points.

**Contents:**
0.75 m exhaust hose and 1.5 m air supply hose with 1/4" male threaded connection and threaded quick coupling (STGI), SPZ GR.15 3 mm, 2 keys (DM SW 6/8 mm).

**Special features:**
- Light and easy to handle and enables low vibrations when working.
- The removable spindle sleeve enables narrower and harder-to-reach areas to be accessed more easily.
- Easy guidance thanks to slim, lightweight design.

| Rotational speed [RPM] | Power output [watts] | Air consumption at idle [m³/min] | Air consumption under load [m³/min] | Air supply hose internal dia. [mm] | Net weight [kg] | Item no. | Designation |
|---|---|---|---|---|---|---|---|
| 60,000 | 100 | 0.26 | 0.24 | 4.8 | 0.171 | 80105097 | PGAS 2/600 E-HV |




## PGAS 1/550 DV

Sophisticated air-powered straight grinder with exhaust directed to the rear and ring throttle version. Offers high cutting speed for TC burrs and mounted points.

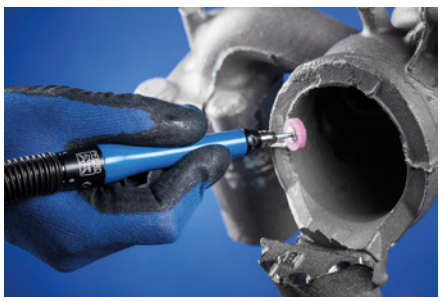

**Contents:**
0.75 m exhaust hose and 2 m air supply hose with 1/4" male threaded connection and threaded quick coupling (STGI), SPZ GR.15 3 mm, 2 keys (DM SW 6/8 mm).

**Special features:**
- Easy guidance thanks to slim, lightweight design.

| Rotational speed [RPM] | Power output [watts] | Air consumption at idle [m³/min] | Air consumption under load [m³/min] | Air supply hose internal dia. [mm] | Net weight [kg] | Item no. | Designation |
|---|---|---|---|---|---|---|---|
| 55,000 | 100 | 0.25 | 0.12 | 4.8 | 0.091 | 80105100 | PGAS 1/550 DV |




3 Oil /min

## PG 3/500 S

Sophisticated air-powered straight grinder with exhaust directed to the front. With push-pull throttle version suitable for continuous use.

**Contents:**
3 m air supply hose with 1/4" male threaded connection and threaded quick coupling (STGI), SPZ GR.5 6 mm, 2 keys (1x EM SW 7/16", 1x EM SW 9/16").

**Special features:**
- Light and easy to handle.

| Rotational speed [RPM] | Power output [watts] | Air consumption at idle [m³/min] | Air consumption under load [m³/min] | Air supply hose internal dia. [mm] | Net weight [kg] | Item no. | Designation |
|---|---|---|---|---|---|---|---|
| 50,000 | 200 | 0.45 | 0.24 | 8.5 | 0.370 | 80107050 | PG 3/500 S |




3 Oil /min

## PGAS 3/500 HV

Sophisticated air-powered straight grinder with exhaust directed to the rear and dead man's switch using safety lever valve.

**Contents:**
3 m air supply hose with 1/4" male threaded connection and threaded quick coupling (STGI), 1 m exhaust hose, SPZ GR.5 6 mm, 2 keys (1x EM SW 7/16", 1x EM SW 9/16").

**Special features:**
- Light and easy to handle.

| Rotational speed [RPM] | Power output [watts] | Air consumption at idle [m³/min] | Air consumption under load [m³/min] | Air supply hose internal dia. [mm] | Net weight [kg] | Item no. | Designation |
|---|---|---|---|---|---|---|---|
| 50,000 | 200 | 0.45 | 0.24 | 8.5 | 0.460 | 80107055 | PGAS 3/500 HV |




2 Oil /min

## PGAS 3/380 E-DV

Sophisticated air-powered straight grinder with exhaust directed to the rear and ring throttle version.

**Contents:**
1 m exhaust hose and 2.5 m air supply hose with 1/4" male threaded connection and threaded quick coupling (STGI), SPZ GR.6 6 mm, 2 keys (1x EM SW 11 mm, 1x EM SW 14 mm).

**Special features:**
- Elastically mounted spindle guarantees a longer tool life, especially when using TC burrs.
- Low vibrations when working.
- The compact design enables good accessibility.

| Rotational speed [RPM] | Power output [watts] | Air consumption at idle [m³/min] | Air consumption under load [m³/min] | Air supply hose internal dia. [mm] | Net weight [kg] | Item no. | Designation |
|---|---|---|---|---|---|---|---|
| 38,000 | 290 | 0.7 | 0.6 | 8 | 0.472 | 80105153 | PGAS 3/380 E-DV |




2 Oil /min

## PGAS 3/380 E-HV

Sophisticated air-powered straight grinder with exhaust directed to the rear and dead man's switch using safety lever valve.

**Contents:**
1 m exhaust hose and 2.5 m air supply hose with 1/4" male threaded connection and threaded quick coupling (STGI), SPZ GR.6 6 mm, 2 keys (1x EM SW 11 mm, 1x EM SW 14 mm).

**Special features:**
- Elastically mounted spindle guarantees a longer tool life, especially when using TC burrs.
- Low vibrations when working.
- The compact design enables good accessibility.

| Rotational speed [RPM] | Power output [watts] | Air consumption at idle [m³/min] | Air consumption under load [m³/min] | Air supply hose internal dia. [mm] | Net weight [kg] | Item no. | Designation |
|---|---|---|---|---|---|---|---|
| 38,000 | 290 | 0.7 | 0.6 | 8 | 0.512 | 80105151 | PGAS 3/380 E-HV |







## PGAS 3/350 DV

Sophisticated air-powered straight grinder with exhaust directed to the rear and ring throttle version.

**Contents:**
1 m exhaust hose and 2.5 m air supply hose with 1/4" male threaded connection and threaded quick coupling (STGI), SPZ GR.6 6 mm, 2 keys (1x EM SW 11 mm, 1x EM SW 14 mm).

**Special features:**
- Very easy to handle and guide thanks to the slim, lightweight design.
- High power output with compact design.

| Rotational speed [RPM] | Power output [watts] | Air consumption at idle [m³/min] | Air consumption under load [m³/min] | Air supply hose internal dia. [mm] | Net weight [kg] | Item no. | Designation |
|---|---|---|---|---|---|---|---|
| 35,000 | 290 | 0.6 | 0.5 | 6 | 0.401 | 80105152 | PGAS 3/350 DV |







## PGAS 3/350 HV

Sophisticated air-powered straight grinder with exhaust directed to the rear and dead man's switch using safety lever valve.

**Contents:**
1 m exhaust hose and 2.5 m air supply hose with 1/4" male threaded connection and threaded quick coupling (STGI), SPZ GR.6 6 mm, 2 keys (1x EM SW 11 mm, 1x EM SW 14 mm).

**Special features:**
- Very easy to handle and guide thanks to the slim, lightweight design.
- High power output with compact design.

| Rotational speed [RPM] | Power output [watts] | Air consumption at idle [m³/min] | Air consumption under load [m³/min] | Air supply hose internal dia. [mm] | Net weight [kg] | Item no. | Designation |
|---|---|---|---|---|---|---|---|
| 35,000 | 290 | 0.6 | 0.5 | 6 | 0.441 | 80105053 | PGAS 3/350 HV |







## PGAS 3/350 V-DV

Sophisticated air-powered straight grinder with exhaust directed to the rear and ring throttle version.

**Contents:**
1 m exhaust hose and 2.5 m air supply hose with 1/4" male threaded connection and threaded quick coupling (STGI), SPZ GR.6 6 mm, 2 keys (1x EM SW 11 mm, 1x EM SW 14 mm).

**Special features:**
- Very easy to handle and guide.
- Extended design, ideal for working in hard-to-reach areas.
- High power output with compact design.

| Rotational speed [RPM] | Power output [watts] | Air consumption at idle [m³/min] | Air consumption under load [m³/min] | Air supply hose internal dia. [mm] | Net weight [kg] | Item no. | Designation |
|---|---|---|---|---|---|---|---|
| 35,000 | 290 | 0.6 | 0.5 | 6 | 0.740 | 80105160 | PGAS 3/350 V-DV |







## PGAS 3/350 V-HV

Sophisticated air-powered straight grinder with exhaust directed to the rear and dead man's switch using safety lever valve.

**Contents:**
1 m exhaust hose and 2.5 m air supply hose with 1/4" male threaded connection and threaded quick coupling (STGI), SPZ GR.6 6 mm, 2 keys (1x EM SW 11 mm, 1x EM SW 14 mm).

**Special features:**
- Very easy to handle and guide.
- Extended design, ideal for working in hard-to-reach areas.
- High power output with compact design.

| Rotational speed [RPM] | Power output [watts] | Air consumption at idle [m³/min] | Air consumption under load [m³/min] | Air supply hose internal dia. [mm] | Net weight [kg] | Item no. | Designation |
|---|---|---|---|---|---|---|---|
| 35,000 | 290 | 0.6 | 0.5 | 6 | 0.780 | 80105155 | PGAS 3/350 V-HV |







## PGS 3/300 DV

Sophisticated air-powered straight grinder with exhaust directed to the front and ring throttle version.

**Contents:**
2.5 m air supply hose with 1/4" male threaded connection and threaded quick coupling (STGI), SPZ GR.10 6 mm, 2 keys (1x EM SW 9 mm, 1x EM SW 10 mm).

**Special features:**
- Easy to handle and guide.

| Rotational speed [RPM] | Power output [watts] | Air consumption at idle [m³/min] | Air consumption under load [m³/min] | Air supply hose internal dia. [mm] | Net weight [kg] | Item no. | Designation |
|---|---|---|---|---|---|---|---|
| 30,000 | 240 | 0.6 | 0.5 | 8 | 0.348 | 80106028 | PGS 3/300 DV |







## PGS 3/300 HV

Sophisticated air-powered straight grinder with exhaust directed to the front and dead man's switch using safety lever valve.

**Contents:**
2.5 m air supply hose with 1/4" male threaded connection and threaded quick coupling (STGI), SPZ GR.10 6 mm, 2 keys (1x EM SW 9 mm, 1x EM SW 10 mm).

**Special features:**
- Easy to handle and guide.

| Rotational speed [RPM] | Power output [watts] | Air consumption at idle [m³/min] | Air consumption under load [m³/min] | Air supply hose internal dia. [mm] | Net weight [kg] | Item no. | Designation |
|---|---|---|---|---|---|---|---|
| 30,000 | 240 | 0.6 | 0.5 | 8 | 0.384 | 80106029 | PGS 3/300 HV |







## PGS 3/300 Z-DV

Sophisticated air-powered straight grinder with exhaust directed to the front and ring throttle version.

**Contents:**
2.5 m air supply hose with 1/4" male threaded connection and threaded quick coupling (STGI), SPZ GR.10 6 mm, 2 keys (1x EM SW 9 mm, 1x EM SW 10 mm).

**Special features:**
- Precise guidance thanks to extended slim housing.

| Rotational speed [RPM] | Power output [watts] | Air consumption at idle [m³/min] | Air consumption under load [m³/min] | Air supply hose internal dia. [mm] | Net weight [kg] | Item no. | Designation |
|---|---|---|---|---|---|---|---|
| 30,000 | 290 | 0.6 | 0.5 | 8 | 0.433 | 80106023 | PGS 3/300 Z-DV |







## PGS 3/300 Z-HV

Sophisticated air-powered straight grinder with exhaust directed to the front and dead man's switch using safety lever valve.

**Contents:**
2.5 m air supply hose with 1/4" male threaded connection and threaded quick coupling (STGI), SPZ GR.10 6 mm, 2 keys (1x EM SW 9 mm, 1x EM SW 10 mm).

**Special features:**
- Precise guidance thanks to extended slim housing.

| Rotational speed [RPM] | Power output [watts] | Air consumption at idle [m³/min] | Air consumption under load [m³/min] | Air supply hose internal dia. [mm] | Net weight [kg] | Item no. | Designation |
|---|---|---|---|---|---|---|---|
| 30,000 | 290 | 0.6 | 0.5 | 8 | 0.469 | 80106024 | PGS 3/300 Z-HV |




4 Oil /min

## PGAS 4/300 HV

Sophisticated air-powered straight grinder with exhaust directed to the rear and dead man's switch using safety lever valve.

**Contents:**
1 m exhaust hose and 2.5 m air supply hose with 1/4" male threaded connection and threaded quick coupling (STGI), SPZ GR.20 6 mm, 2 keys (1x EM SW 12 mm, 1x EM SW 17 mm).

**Special features:**
- Very powerful with a compact design.

| Rotational speed [RPM] | Power output [watts] | Air consumption at idle [m³/min] | Air consumption under load [m³/min] | Air supply hose internal dia. [mm] | Net weight [kg] | Item no. | Designation |
|---|---|---|---|---|---|---|---|
| 30,000 | 440 | 0.88 | 0.84 | 8 | 0.830 | 80106021 | PGAS 4/300 HV |




4 Oil /min

## PGAS 4/300 M-HV

Sophisticated air-powered straight grinder with exhaust directed to the rear and dead man's switch using safety lever valve.

**Contents:**
1 m exhaust hose and 2.5 m air supply hose with 1/4" male threaded connection and threaded quick coupling (STGI), SPZ GR.6 6 mm, 2 keys (1x EM SW 11 mm, 1x EM SW 14 mm).

**Special features:**
- Medium-length design for use when access is restricted.

| Rotational speed [RPM] | Power output [watts] | Air consumption at idle [m³/min] | Air consumption under load [m³/min] | Air supply hose internal dia. [mm] | Net weight [kg] | Item no. | Designation |
|---|---|---|---|---|---|---|---|
| 30,000 | 440 | 0.88 | 0.84 | 8 | 1.198 | 80106027 | PGAS 4/300 M-HV |

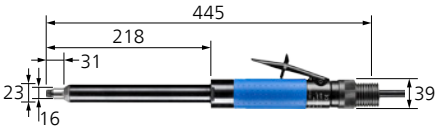


4 Oil /min

## PGAS 4/300 V-HV

Sophisticated air-powered straight grinder with exhaust directed to the rear and dead man's switch using safety lever valve.

**Contents:**
1 m exhaust hose and 2.5 m air supply hose with 1/4" male threaded connection and threaded quick coupling (STGI), SPZ GR.6 6 mm, 2 keys (1x EM SW 11 mm, 1x EM SW 14 mm).

**Special features:**
- Extended design, ideal for working in hard-to-reach areas.

| Rotational speed [RPM] | Power output [watts] | Air consumption at idle [m³/min] | Air consumption under load [m³/min] | Air supply hose internal dia. [mm] | Net weight [kg] | Item no. | Designation |
|---|---|---|---|---|---|---|---|
| 30,000 | 440 | 0.88 | 0.84 | 8 | 1.421 | 80106022 | PGAS 4/300 V-HV |




3 Oil /min

## PG 3/250 S

Sophisticated air-powered straight grinder with exhaust directed to the front. Suitable for continuous use thanks to push-pull throttle version. Provides constant power delivery due to the centrifugal governor.

**Contents:**
3 m air supply hose with 1/4" male threaded connection and threaded quick coupling (STGI), SPZ GR.5 6 mm, 2 keys (1x EM SW 7/16", 1x EM SW 9/16").

**Special features:**
- Small design.
- Good accessibility thanks to compact design.
- Light and easy to handle.

| Rotational speed [RPM] | Power output [watts] | Air consumption at idle [m³/min] | Air consumption under load [m³/min] | Air supply hose internal dia. [mm] | Net weight [kg] | Item no. | Designation |
|---|---|---|---|---|---|---|---|
| 25,000 | 225 | 0.21 | 0.49 | 8.5 | 0.370 | 80107060 | PG 3/250 S |




4 Oil /min

## PGAS 4/250 E-HV

Sophisticated air-powered straight grinder with exhaust directed to the rear and dead man's switch using safety lever valve. Can also be operated without oil; however, this will lead to a shorter service life and reduced rotational speed and power output.

**Contents:**
1 m exhaust hose and 2.5 m air supply hose with 1/4" male threaded connection and threaded quick coupling (STGI), SPZ GR.16 6 mm, 2 keys (1x EM SW 17 mm, 1x DM SW 20/22 mm).

**Special features:**
- The elastically mounted spindle enables vibration-low working.
- Particularly suitable for use with TC burrs.

| Rotational speed [RPM] | Power output [watts] | Air consumption at idle [m³/min] | Air consumption under load [m³/min] | Air supply hose internal dia. [mm] | Net weight [kg] | Item no. | Designation |
|---|---|---|---|---|---|---|---|
| 25,000 | 440 | 0.98 | 0.87 | 8 | 0.870 | 80107181 | PGAS 4/250 E-HV |




4 Oil /min

## PGAS 4/250 HV

Sophisticated air-powered straight grinder with exhaust directed to the rear and dead man's switch using safety lever valve. Can also be operated without oil; however, this will lead to a shorter service life and reduced rotational speed and power output.

**Contents:**
1 m exhaust hose and 2.5 m air supply hose with 1/4" male threaded connection and threaded quick coupling (STGI), SPZ GR.20 6 mm, 2 keys (1x EM SW 12 mm, 1x EM SW 17 mm).

**Special features:**
- Very powerful with a compact design.

| Rotational speed [RPM] | Power output [watts] | Air consumption at idle [m³/min] | Air consumption under load [m³/min] | Air supply hose internal dia. [mm] | Net weight [kg] | Item no. | Designation |
|---|---|---|---|---|---|---|---|
| 25,000 | 440 | 0.98 | 0.87 | 8 | 0.830 | 80106026 | PGAS 4/250 HV |

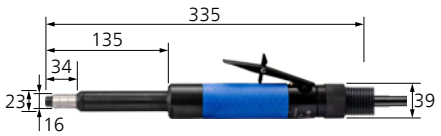


4 Oil /min

## PGAS 4/250 M-HV

Sophisticated air-powered straight grinder with exhaust directed to the rear and dead man's switch using safety lever valve. Can also be operated without oil; however, this will lead to a shorter service life and reduced rotational speed and power output.

**Contents:**
1 m exhaust hose and 2.5 m air supply hose with 1/4" male threaded connection and threaded quick coupling (STGI), SPZ GR.6 6 mm, 2 keys (1x EM SW 11 mm, 1x EM SW 14 mm).

**Special features:**
- Medium-length design for use when access is restricted.

| Rotational speed [RPM] | Power output [watts] | Air consumption at idle [m³/min] | Air consumption under load [m³/min] | Air supply hose internal dia. [mm] | Net weight [kg] | Item no. | Designation |
|---|---|---|---|---|---|---|---|
| 25,000 | 440 | 0.98 | 0.87 | 8 | 1.198 | 80106007 | PGAS 4/250 M-HV |

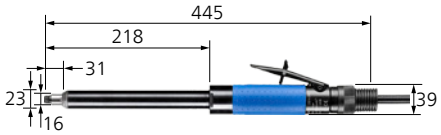


4 Oil /min

## PGAS 4/250 V-HV

Sophisticated air-powered straight grinder with exhaust directed to the rear and dead man's switch using safety lever valve. Can also be operated without oil; however, this will lead to a shorter service life and reduced rotational speed and power output.

**Contents:**
1 m exhaust hose and 2.5 m air supply hose with 1/4" male threaded connection and threaded quick coupling (STGI), SPZ GR.6 6 mm, 2 keys (1x EM SW 11 mm, 1x EM SW 14 mm).

**Special features:**
- Extended design, ideal for working in hard-to-reach areas.

| Rotational speed [RPM] | Power output [watts] | Air consumption at idle [m³/min] | Air consumption under load [m³/min] | Air supply hose internal dia. [mm] | Net weight [kg] | Item no. | Designation |
|---|---|---|---|---|---|---|---|
| 25,000 | 440 | 0.98 | 0.87 | 8 | 1.421 | 80106006 | PGAS 4/250 V-HV |




6 Oil /min

## PGS 6/250 HV

Sophisticated air-powered straight grinder with exhaust directed to the front and dead man's switch using safety lever valve.

**Contents:**
3 m air supply hose with 1/4" male threaded connection and threaded quick coupling (STGI), SPZ GR.7 6 mm, 2 keys (1x EM SW 9/16", 1x EM SW 3/4").

**Special features:**
- Easy to handle and guide.

| Rotational speed [RPM] | Power output [watts] | Air consumption at idle [m³/min] | Air consumption under load [m³/min] | Air supply hose internal dia. [mm] | Net weight [kg] | Item no. | Designation |
|---|---|---|---|---|---|---|---|
| 25,000 | 650 | 0.95 | 0.71 | 8 | 0.750 | 80107082 | PGS 6/250 HV |




6 Oil /min

## PGAS 6/250 HV

Sophisticated air-powered straight grinder with exhaust directed to the rear and dead man's switch using safety lever valve. Operate the drive with oil to achieve a high rotational speed and long service life.

**Contents:**
1 m exhaust hose and 3 m air supply hose with 1/4" male threaded connection and threaded quick coupling (STGI), SPZ GR.7 6 mm, 2 keys (1x EM SW 9/16", 1x EM SW 3/4").

**Special features:**
- Very powerful with a compact design.

| Rotational speed [RPM] | Power output [watts] | Air consumption at idle [m³/min] | Air consumption under load [m³/min] | Air supply hose internal dia. [mm] | Net weight [kg] | Item no. | Designation |
|---|---|---|---|---|---|---|---|
| 25,000 | 650 | 0.95 | 0.71 | 8 | 0.750 | 80107086 | PGAS 6/250 HV |




6 Oil /min

## PGAS 6/250 V-HV

Sophisticated air-powered straight grinder with exhaust directed to the rear and dead man's switch using safety lever valve.

**Contents:**
1 m exhaust hose and 3 m air supply hose with 1/4" male threaded connection, SPZ GR.5 6 mm, 2 keys (1x EM SW 7/16", 1x EM SW 9/16").

**Special features:**
- Very long design, particularly well suited to working in hard-to-reach areas.

| Rotational speed [RPM] | Power output [watts] | Air consumption at idle [m³/min] | Air consumption under load [m³/min] | Air supply hose internal dia. [mm] | Net weight [kg] | Item no. | Designation |
|---|---|---|---|---|---|---|---|
| 25,000 | 650 | 0.95 | 0.71 | 8 | 1.091 | 80706081 | PGAS 6/250 V-HV |




6 Oil /min

## PGAS 6/250 VB-HV

Sophisticated air-powered straight grinder with exhaust directed to the rear and dead man's switch using safety lever valve.

**Contents:**
1 m exhaust hose and 3 m air supply hose with 1/4" male threaded connection and threaded quick coupling (STGI), SPZ GR.7 6 mm, 2 keys (1x EM SW 9/16", 1x EM SW 3/4").

**Special features:**
- Constant power delivery due to the centrifugal governor.
- Compact design.
- Thanks to its design with wide extension, the drive is ideal for working in hard-to-reach areas.

| Rotational speed [RPM] | Power output [watts] | Air consumption at idle [m³/min] | Air consumption under load [m³/min] | Air supply hose internal dia. [mm] | Net weight [kg] | Item no. | Designation |
|---|---|---|---|---|---|---|---|
| 25,000 | 650 | 0.95 | 0.71 | 8 | 1.316 | 80700014 | PGAS 6/250 VB-HV |




## PGS 4/220 Z-HV

Sophisticated air-powered straight grinder with exhaust directed to the front and dead man's switch using safety lever valve.

**Contents:**
2.5 m air supply hose with 1/4" male threaded connection and threaded quick coupling (STGI), SPZ GR.20 6 mm, 2 keys (1x EM SW 12 mm, 1x EM SW 17 mm).

**Special features:**
- Can be guided precisely thanks to comfortable two-handed operation.

| Rotational speed [RPM] | Power output [watts] | Air consumption at idle [m³/min] | Air consumption under load [m³/min] | Air supply hose internal dia. [mm] | Net weight [kg] | Item no. | Designation |
|---|---|---|---|---|---|---|---|
| 22,000 | 400 | 0.98 | 0.87 | 8 | 1.170 | 80700502 | PGS 4/220 Z-HV |

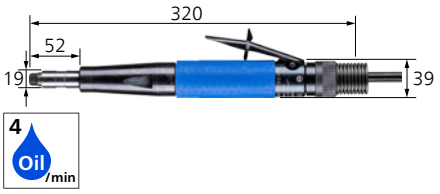


## PGAS 4/220 Z-HV

Sophisticated air-powered straight grinder with exhaust directed to the rear and dead man's switch using safety lever valve. Can also be operated without oil; however, this will lead to a shorter service life and reduced rotational speed and power output.

**Contents:**
1 m exhaust hose and 2.5 m air supply hose with 1/4" male threaded connection and threaded quick coupling (STGI), SPZ GR.20 6 mm, 2 keys (1x EM SW 12 mm, 1x EM SW 17 mm).

**Special features:**
- Very powerful with a compact design.
- Can be guided precisely thanks to comfortable two-handed operation.

| Rotational speed [RPM] | Power output [watts] | Air consumption at idle [m³/min] | Air consumption under load [m³/min] | Air supply hose internal dia. [mm] | Net weight [kg] | Item no. | Designation |
|---|---|---|---|---|---|---|---|
| 22,000 | 400 | 0.98 | 0.87 | 8 | 1.221 | 80106005 | PGAS 4/220 Z-HV |




## PG 8/220 HV

Sophisticated air-powered straight grinder with exhaust directed to the front and dead man's switch using safety lever valve.

**Contents:**
3 m air supply hose with 1/4" male threaded connection and threaded quick coupling (STGI), SPZ GR.7 6 mm, 2 keys (1x EM SW 9/16", 1x EM SW 3/4").

**Special features:**
- Compact design.

| Rotational speed [RPM] | Power output [watts] | Air consumption at idle [m³/min] | Air consumption under load [m³/min] | Air supply hose internal dia. [mm] | Net weight [kg] | Item no. | Designation |
|---|---|---|---|---|---|---|---|
| 22,000 | 600 | 0.95 | 0.85 | 8.5 | 0.950 | *80107081* | PG 8/220 HV |




## PGAS 8/220 HV

Sophisticated air-powered straight grinder with exhaust directed to the rear and dead man's switch using safety lever valve.

**Contents:**
3 m air supply hose with 1/4" male threaded connection and threaded quick coupling (STGI), 1 m exhaust hose, SPZ GR.7 6 mm, 2 keys (1x EM SW 9/16", 1x EM SW 3/4").

**Special features:**
- Compact design.

| Rotational speed [RPM] | Power output [watts] | Air consumption at idle [m³/min] | Air consumption under load [m³/min] | Air supply hose internal dia. [mm] | Net weight [kg] | Item no. | Designation |
|---|---|---|---|---|---|---|---|
| 22,000 | 600 | 0.95 | 0.85 | 8.5 | 1.000 | *80107085* | PGAS 8/220 HV |



*Discontinued product*




5 Oil /min

## PGAS 8/220 VS-HV

Sophisticated air-powered straight grinder with exhaust directed to the rear and dead man's switch using safety lever valve.

**Contents:**
1 m exhaust hose and 3 m air supply hose with 1/4" male threaded connection and threaded quick coupling (STGI), SPZ GR.5 6 mm, 2 keys (1x EM SW 7/16", 1x EM SW 9/16").

**Special features:**
- With exceptionally slim drive extension.

| Rotational speed [RPM] | Power output [watts] | Air consumption at idle [m³/min] | Air consumption under load [m³/min] | Air supply hose internal dia. [mm] | Net weight [kg] | Item no. | Designation |
|---|---|---|---|---|---|---|---|
| 22,000 | 600 | 0.95 | 0.85 | 8.5 | 1.170 | *80706060* | PGAS 8/220 VS-HV |

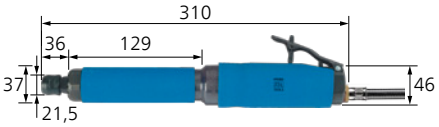


5 Oil /min

## PG 8/220 V-HV

Sophisticated air-powered straight grinder with exhaust directed to the front and dead man's switch using safety lever valve.

**Contents:**
3 m air supply hose with 1/4" male threaded connection and threaded quick coupling (STGI), SPZ GR.7 6 mm, 2 keys (1x EM SW 9/16", 1x EM SW 3/4").

| Rotational speed [RPM] | Power output [watts] | Air consumption at idle [m³/min] | Air consumption under load [m³/min] | Air supply hose internal dia. [mm] | Net weight [kg] | Item no. | Designation |
|---|---|---|---|---|---|---|---|
| 22,000 | 600 | 0.95 | 0.85 | 8.5 | 1.400 | *80700012* | PG 8/220 V-HV |




7 Oil /min

## PGAS 10/200 HV

Sophisticated air-powered straight grinder with exhaust directed to the rear and dead man's switch using safety lever valve.

**Contents:**
1 m exhaust hose and 2.5 m air supply hose with 1/2" male threaded connection, SPZ GR.16 6 mm, 2 keys (1x EM SW 17 mm, 1x DM SW 20/22 mm).

**Special features:**
- Powerful drive for heavy-duty use.

| Rotational speed [RPM] | Power output [watts] | Air consumption at idle [m³/min] | Air consumption under load [m³/min] | Air supply hose internal dia. [mm] | Net weight [kg] | Item no. | Designation |
|---|---|---|---|---|---|---|---|
| 20,000 | 1,000 | 1.38 | 1.1 | 13 | 1.234 | 80101046 | PGAS 10/200 HV |




7 Oil /min

## PGAS 10/200 ME-HV

Sophisticated air-powered straight grinder with exhaust directed to the rear and dead man's switch using safety lever valve.

**Contents:**
1 m exhaust hose and 2.5 m air supply hose with 1/2" male threaded connection, SPZ GR.16 6 mm, 2 keys (1x EM SW 17 mm, 1x DM SW 20/22 mm).

**Special features:**
- Powerful drive for heavy-duty use.
- Medium-length design for use when access is restricted.
- The elastically mounted spindle enables vibration-low working.

| Rotational speed [RPM] | Power output [watts] | Air consumption at idle [m³/min] | Air consumption under load [m³/min] | Air supply hose internal dia. [mm] | Net weight [kg] | Item no. | Designation |
|---|---|---|---|---|---|---|---|
| 20,000 | 1,000 | 1.38 | 1.1 | 13 | 1.307 | 80101070 | PGAS 10/200 ME-HV |



*Discontinued product*




7 Oil /min

## PGAS 10/200 V-HV

Sophisticated air-powered straight grinder with exhaust directed to the rear and dead man's switch using safety lever valve.

**Contents:**
1 m exhaust hose and 2.5 m air supply hose with 1/2" male threaded connection, SPZ GR.16 6 mm, 2 keys (1x EM SW 17 mm, 1x DM SW 20/22 mm).

**Special features:**
- Very long design, particularly well suited to working in hard-to-reach areas.

| Rotational speed [RPM] | Power output [watts] | Air consumption at idle [m³/min] | Air consumption under load [m³/min] | Air supply hose internal dia. [mm] | Net weight [kg] | Item no. | Designation |
|---|---|---|---|---|---|---|---|
| 20,000 | 1,000 | 1.38 | 1.1 | 13 | 2.047 | 80101045 | PGAS 10/200 V-HV |




4 Oil /min

## PGAS 4/190 HV

Sophisticated air-powered straight grinder with exhaust directed to the rear and dead man's switch using safety lever valve. Can also be operated without oil; however, this will lead to a shorter service life and reduced rotational speed and power output.

**Contents:**
1 m exhaust hose and 2.5 m air supply hose with 1/4" male threaded connection and threaded quick coupling (STGI), SPZ GR.20 6 mm, 2 keys (1x EM SW 12 mm, 1x EM SW 17 mm).

**Special features:**
- Very powerful with a compact design.

| Rotational speed [RPM] | Power output [watts] | Air consumption at idle [m³/min] | Air consumption under load [m³/min] | Air supply hose internal dia. [mm] | Net weight [kg] | Item no. | Designation |
|---|---|---|---|---|---|---|---|
| 19,000 | 370 | 0.78 | 0.72 | 8 | 0.830 | 80105180 | PGAS 4/190 HV |

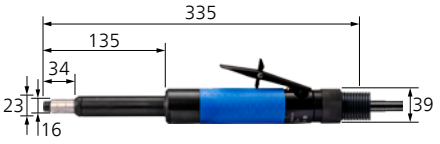


4 Oil /min

## PGAS 4/190 M-HV

Sophisticated air-powered straight grinder with exhaust directed to the rear and dead man's switch using safety lever valve. Can also be operated without oil; however, this will lead to a shorter service life and reduced rotational speed and power output.

**Contents:**
1 m exhaust hose and 2.5 m air supply hose with 1/4" male threaded connection and threaded quick coupling (STGI), SPZ GR.6 6 mm, 2 keys (1x EM SW 11 mm, 1x EM SW 14 mm).

**Special features:**
- Medium-length design for use when access is restricted.

| Rotational speed [RPM] | Power output [watts] | Air consumption at idle [m³/min] | Air consumption under load [m³/min] | Air supply hose internal dia. [mm] | Net weight [kg] | Item no. | Designation |
|---|---|---|---|---|---|---|---|
| 19,000 | 370 | 0.78 | 0.72 | 8 | 1.198 | 80105171 | PGAS 4/190 M-HV |

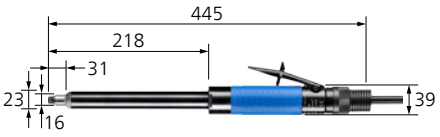


4 Oil /min

## PGAS 4/190 V-HV

Sophisticated air-powered straight grinder with exhaust directed to the rear and dead man's switch using safety lever valve. Can also be operated without oil; however, this will lead to a shorter service life and reduced rotational speed and power output.

**Contents:**
1 m exhaust hose and 2.5 m air supply hose with 1/4" male threaded connection and threaded quick coupling (STGI), SPZ GR.6 6 mm, 2 keys (1x EM SW 11 mm, 1x EM SW 14 mm).

**Special features:**
- Extended design, ideal for working in hard-to-reach areas.

| Rotational speed [RPM] | Power output [watts] | Air consumption at idle [m³/min] | Air consumption under load [m³/min] | Air supply hose internal dia. [mm] | Net weight [kg] | Item no. | Designation |
|---|---|---|---|---|---|---|---|
| 19,000 | 370 | 0.78 | 0.72 | 8 | 1.421 | 80105170 | PGAS 4/190 V-HV |




6 Oil /min

## PGS 6/160 HV

Sophisticated air-powered straight grinder with exhaust directed to the front and dead man's switch using safety lever valve.

**Contents:**
3 m air supply hose with 1/4" male threaded connection and threaded quick coupling (STGI), SPZ GR.7 6 mm, 2 keys (1x EM SW 9/16", 1x EM SW 3/4").

**Special features:**
- Easy to handle and guide.

| Rotational speed [RPM] | Power output [watts] | Air consumption at idle [m³/min] | Air consumption under load [m³/min] | Air supply hose internal dia. [mm] | Net weight [kg] | Item no. | Designation |
|---|---|---|---|---|---|---|---|
| 16,000 | 650 | 0.39 | 0.71 | 8 | 0.750 | 80107042 | PGS 6/160 HV |




6 Oil /min

## PGAS 6/160 V-HV

Sophisticated air-powered straight grinder with exhaust directed to the rear and dead man's switch using safety lever valve.

**Contents:**
1 m exhaust hose and 3 m air supply hose with 1/4" male threaded connection and threaded quick coupling (STGI), SPZ GR.5 6 mm, 2 keys (1x EM SW 9/16", 1x EM SW 3/4").

**Special features:**
- Extended design, ideal for working in hard-to-reach areas.

| Rotational speed [RPM] | Power output [watts] | Air consumption at idle [m³/min] | Air consumption under load [m³/min] | Air supply hose internal dia. [mm] | Net weight [kg] | Item no. | Designation |
|---|---|---|---|---|---|---|---|
| 16,000 | 650 | 0.39 | 0.71 | 8 | 1.091 | 80706071 | PGAS 6/160 V-HV |




5 Oil /min

## PG 8/160 HV

Sophisticated, compact air-powered straight grinder with exhaust directed to the front and dead man's switch using safety lever valve.

**Contents:**
3 m air supply hose with 1/4" male threaded connection and threaded quick coupling (STGI), 1 m exhaust hose, SPZ GR.7 6 mm, 2 keys (1x EM SW 9/16", 1x EM SW 3/4").

**Special features:**
- Constant power delivery due to the centrifugal governor.

| Rotational speed [RPM] | Power output [watts] | Air consumption at idle [m³/min] | Air consumption under load [m³/min] | Air supply hose internal dia. [mm] | Net weight [kg] | Item no. | Designation |
|---|---|---|---|---|---|---|---|
| 16,000 | 600 | 0.34 | 0.85 | 8.5 | 0.950 | *80107041* | PG 8/160 HV |

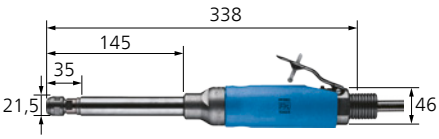


5 Oil /min

## PGAS 8/160 VM-HV

Sophisticated air-powered straight grinder with exhaust directed to the rear, dead man's switch using safety lever valve and slim drive extension.

**Contents:**
3 m air supply hose with 1/4" male threaded connection and threaded quick coupling (STGI), 1 m exhaust hose, SPZ GR.7 6 mm, 2 keys (1x EM SW 9/16", 1x EM SW 3/4").

**Special features:**
- Constant power delivery due to the centrifugal governor.

| Rotational speed [RPM] | Power output [watts] | Air consumption at idle [m³/min] | Air consumption under load [m³/min] | Air supply hose internal dia. [mm] | Net weight [kg] | Item no. | Designation |
|---|---|---|---|---|---|---|---|
| 16,000 | 600 | 0.34 | 0.85 | 8.5 | 1.200 | *80706075* | PGAS 8/160 VM-HV |




7 Oil /min

## PGAS 10/160 HV

Sophisticated air-powered straight grinder with exhaust directed to the rear and dead man's switch using safety lever valve.

**Contents:**
1 m exhaust hose and 2.5 m air supply hose with 1/2" male threaded connection, SPZ GR.16 6 mm, 2 keys (1x EM SW 17 mm, 1x DM SW 20/22 mm).

**Special features:**
- Constant power delivery due to the centrifugal governor.
- Powerful drive for heavy-duty use.

| Rotational speed [RPM] | Power output [watts] | Air consumption at idle [m³/min] | Air consumption under load [m³/min] | Air supply hose internal dia. [mm] | Net weight [kg] | Item no. | Designation |
|---|---|---|---|---|---|---|---|
| 16,000 | 1,000 | 0.7 | 0.9 | 13 | 1.234 | 80101051 | PGAS 10/160 HV |




7 Oil /min

## PGAS 10/160 V-HV

Sophisticated air-powered straight grinder with exhaust directed to the rear and dead man's switch using safety lever valve.

**Contents:**
1 m exhaust hose and 2.5 m air supply hose with 1/2" male threaded connection, SPZ GR.16 6 mm, 2 keys (1x EM SW 17 mm, 1x DM SW 20/22 mm).

**Special features:**
- Very long design, particularly well suited to working in hard-to-reach areas.
- Constant power delivery due to the centrifugal governor.

| Rotational speed [RPM] | Power output [watts] | Air consumption at idle [m³/min] | Air consumption under load [m³/min] | Air supply hose internal dia. [mm] | Net weight [kg] | Item no. | Designation |
|---|---|---|---|---|---|---|---|
| 16,000 | 1,000 | 0.7 | 0.9 | 13 | 2.047 | 80101050 | PGAS 10/160 V-HV |




4 Oil /min

## PGAS 4/120 E-HV

Sophisticated air-powered straight grinder with exhaust directed to the rear and dead man's switch using safety lever valve. Can also be operated without oil; however, this will lead to a shorter service life and reduced rotational speed and power output.

**Contents:**
1 m exhaust hose and 2.5 m air supply hose with 1/4" male threaded connection and threaded quick coupling (STGI), SPZ GR.16 6 mm, 2 keys (1x EM SW 17 mm, 1x DM SW 20/22 mm).

**Special features:**
- The elastically mounted spindle enables vibration-low working.
- Constant power delivery due to the centrifugal governor.

| Rotational speed [RPM] | Power output [watts] | Air consumption at idle [m³/min] | Air consumption under load [m³/min] | Air supply hose internal dia. [mm] | Net weight [kg] | Item no. | Designation |
|---|---|---|---|---|---|---|---|
| 12,000 | 440 | 0.7 | 0.98 | 8 | 1.035 | 80107191 | PGAS 4/120 E-HV |




6 Oil /min

## PGS 6/120 HV

Sophisticated air-powered straight grinder with exhaust directed to the front and dead man's switch using safety lever valve.



**Contents:**
3 m air supply hose with 1/4" male threaded connection and threaded quick coupling (STGI), SPZ GR.7 6 mm, 2 keys (1x EM SW 9/16", 1x EM SW 3/4").

**Special features:**
- Easy to handle and guide.

| Rotational speed [RPM] | Power output [watts] | Air consumption at idle [m³/min] | Air consumption under load [m³/min] | Air supply hose internal dia. [mm] | Net weight [kg] | Item no. | Designation |
|---|---|---|---|---|---|---|---|
| 12,000 | 650 | 0.22 | 0.71 | 8 | 0.750 | 80107012 | PGS 6/120 HV |




6 Oil /min

## PGAS 6/120 HV

Sophisticated air-powered straight grinder with exhaust directed to the rear and dead man's switch using safety lever valve.

**Contents:**
1 m exhaust hose and 3 m air supply hose with 1/4" male threaded connection and threaded quick coupling (STGI), SPZ GR.7 6 mm, 2 keys (1x EM SW 9/16", 1x EM SW 3/4").

**Special features:**
- Constant power delivery due to the centrifugal governor.
- Compact design.

| Rotational speed [RPM] | Power output [watts] | Air consumption at idle [m³/min] | Air consumption under load [m³/min] | Air supply hose internal dia. [mm] | Net weight [kg] | Item no. | Designation |
|---|---|---|---|---|---|---|---|
| 12,000 | 650 | 0.22 | 0.71 | 8 | 0.750 | 80107016 | PGAS 6/120 HV |




6 Oil /min

## PGAS 6/120 V-HV

Sophisticated air-powered straight grinder with exhaust directed to the rear and dead man's switch using safety lever valve.

**Contents:**
1 m exhaust hose and 3 m air supply hose with 1/4" male threaded connection and threaded quick coupling (STGI), SPZ GR.5 6 mm, 2 keys (1x EM SW 9/16", 1x EM SW 3/4").

**Special features:**
- The tool with wide extension is suitable for working on hard-to-reach areas.
- Its integrated centrifugal governor enables a constant rotational speed to be maintained during use.

| Rotational speed [RPM] | Power output [watts] | Air consumption at idle [m³/min] | Air consumption under load [m³/min] | Air supply hose internal dia. [mm] | Net weight [kg] | Item no. | Designation |
|---|---|---|---|---|---|---|---|
| 12,000 | 650 | 0.22 | 0.71 | 8 | 1.091 | 80706061 | PGAS 6/120 V-HV |




6 Oil /min

## PGAS 6/120 VB-HV

Sophisticated air-powered straight grinder with exhaust directed to the rear and dead man's switch using safety lever valve.

**Contents:**
1 m exhaust hose and 3 m air supply hose with 1/4" male threaded connection and threaded quick coupling (STGI), SPZ GR.7 6 mm, 2 keys (1x EM SW 9/16", 1x EM SW 3/4").

**Special features:**
- Constant power delivery due to the centrifugal governor.
- Compact design.
- Thanks to its design with wide extension, the drive is ideal for working in hard-to-reach areas.

| Rotational speed [RPM] | Power output [watts] | Air consumption at idle [m³/min] | Air consumption under load [m³/min] | Air supply hose internal dia. [mm] | Net weight [kg] | Item no. | Designation |
|---|---|---|---|---|---|---|---|
| 12,000 | 650 | 0.22 | 0.71 | 8 | 1.316 | 80107021 | PGAS 6/120 VB-HV |




7 Oil /min

## PGAS 10/120 HV

Sophisticated air-powered straight grinder with exhaust directed to the rear and dead man's switch using safety lever valve.

**Contents:**
1 m exhaust hose and 2.5 m air supply hose with 1/2" male threaded connection, SPZ GR.16 6 mm, 2 keys (1x EM SW 17 mm, 1x DM SW 20/22 mm).

**Special features:**
- Constant power delivery due to the centrifugal governor.

| Rotational speed [RPM] | Power output [watts] | Air consumption at idle [m³/min] | Air consumption under load [m³/min] | Air supply hose internal dia. [mm] | Net weight [kg] | Item no. | Designation |
|---|---|---|---|---|---|---|---|
| 12,000 | 950 | 0.5 | 0.9 | 13 | 1.234 | 80101061 | PGAS 10/120 HV |




7 Oil /min

## PGAS 10/120 V-HV

Sophisticated air-powered straight grinder with exhaust directed to the rear and dead man's switch using safety lever valve.

**Contents:**
1 m exhaust hose and 2.5 m air supply hose with 1/2" male threaded connection, SPZ GR.16 6 mm, 2 keys (1x EM SW 17 mm, 1x DM SW 20/22 mm).

**Special features:**
- Very long design, particularly well suited to working in hard-to-reach areas.
- Constant power delivery due to the centrifugal governor.

| Rotational speed [RPM] | Power output [watts] | Air consumption at idle [m³/min] | Air consumption under load [m³/min] | Air supply hose internal dia. [mm] | Net weight [kg] | Item no. | Designation |
|---|---|---|---|---|---|---|---|
| 12,000 | 950 | 0.5 | 0.9 | 13 | 2.047 | 80101060 | PGAS 10/120 V-HV |




5 Oil /min

## PG 8/100 HV

Sophisticated air-powered straight grinder with exhaust directed to the front and dead man's switch using safety lever valve.



**Contents:**
3 m air supply hose with 1/4" male threaded connection and threaded quick coupling (STGI), SPZ GR.7 6 mm, 2 keys (1x EM SW 9/16", 1x EM SW 3/4").

**Special features:**
- Constant power delivery due to the centrifugal governor.
- Compact design.

| Rotational speed [RPM] | Power output [watts] | Air consumption at idle [m³/min] | Air consumption under load [m³/min] | Air supply hose internal dia. [mm] | Net weight [kg] | Item no. | Designation |
|---|---|---|---|---|---|---|---|
| 10,000 | 600 | 0.17 | 0.85 | 8.5 | 0.950 | *80107011* | PG 8/100 HV |




5 Oil /min

## PGAS 8/100 HV

Sophisticated air-powered straight grinder with exhaust directed to the rear and dead man's switch using safety lever valve.

**Contents:**
3 m air supply hose with 1/4" male threaded connection and threaded quick coupling (STGI), 1 m exhaust hose, SPZ GR.7 6 mm, 2 keys (1x EM SW 9/16", 1x EM SW 3/4").

**Special features:**
- Constant power delivery due to the centrifugal governor.
- Compact design.

| Rotational speed [RPM] | Power output [watts] | Air consumption at idle [m³/min] | Air consumption under load [m³/min] | Air supply hose internal dia. [mm] | Net weight [kg] | Item no. | Designation |
|---|---|---|---|---|---|---|---|
| 10,000 | 600 | 0.17 | 0.85 | 8.5 | 1.000 | *80107015* | PGAS 8/100 HV |




5 Oil /min

## PGAS 8/100 VM-HV

Sophisticated air-powered straight grinder with exhaust directed to the rear, dead man's switch using safety lever valve and slim drive extension. Good size/weight to output ratio.

**Contents:**
3 m air supply hose with 1/4" male threaded connection and threaded quick coupling (STGI), 1 m exhaust hose, SPZ GR.7 6 mm, 2 keys (1x EM SW 9/16", 1x EM SW 3/4").

**Special features:**
- Extended version for work in hard-to-reach areas.
- Constant power delivery due to the centrifugal governor.

| Rotational speed [RPM] | Power output [watts] | Air consumption at idle [m³/min] | Air consumption under load [m³/min] | Air supply hose internal dia. [mm] | Net weight [kg] | Item no. | Designation |
|---|---|---|---|---|---|---|---|
| 10,000 | 600 | 0.17 | 0.85 | 8.5 | 1.200 | *80706085* | PGAS 8/100 VM-HV |



*Discontinued product*

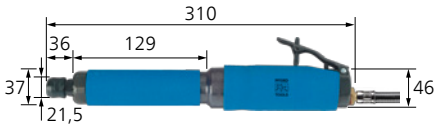


5 Oil /min

## PG 8/100 V-HV

Sophisticated air-powered straight grinder with exhaust directed to the front and dead man's switch using safety lever valve. Good size/weight to output ratio.

**Contents:**
3 m air supply hose with 1/4" male threaded connection and threaded quick coupling (STGI), SPZ GR.7 6 mm, 2 keys (1x EM SW 9/16", 1x EM SW 3/4").

**Special features:**
- Extended version for work in hard-to-reach areas.
- Constant power delivery due to the centrifugal governor.

| Rotational speed [RPM] | Power output [watts] | Air consumption at idle [m³/min] | Air consumption under load [m³/min] | Air supply hose internal dia. [mm] | Net weight [kg] | Item no. | Designation |
|---|---|---|---|---|---|---|---|
| 10,000 | 600 | 0.17 | 0.85 | 8.5 | 1.400 | *80107003* | PG 8/100 V-HV |




5 Oil /min

## PGAS 8/100 V-HV

Sophisticated air-powered straight grinder with exhaust directed to the rear and dead man's switch using safety lever valve. Good size/weight to output ratio.

**Contents:**
3 m air supply hose with 1/4" male threaded connection and threaded quick coupling (STGI), 1 m exhaust hose, SPZ GR.7 6 mm, 2 keys (1x EM SW 9/16", 1x EM SW 3/4").

**Special features:**
- Extended version for work in hard-to-reach areas.
- Constant power delivery due to the centrifugal governor.

| Rotational speed [RPM] | Power output [watts] | Air consumption at idle [m³/min] | Air consumption under load [m³/min] | Air supply hose internal dia. [mm] | Net weight [kg] | Item no. | Designation |
|---|---|---|---|---|---|---|---|
| 10,000 | 600 | 0.17 | 0.85 | 8.5 | 1.400 | *80107020* | PGAS 8/100 V-HV |




3 Oil /min

## PGAS 3/70 HV

Sophisticated air-powered straight grinder with exhaust directed to the rear and dead man's switch using safety lever valve.

**Contents:**
1 m exhaust hose and 2.5 m air supply hose with 1/4" male threaded connection and threaded quick coupling (STGI), SPZ GR.6 6 mm, 2 keys (1x EM SW 11 mm, 1x EM SW 14 mm).

**Special features:**
- High torque due to planetary gear.
- Compact, easy-to-handle grinder.

| Rotational speed [RPM] | Power output [watts] | Air consumption at idle [m³/min] | Air consumption under load [m³/min] | Air supply hose internal dia. [mm] | Net weight [kg] | Item no. | Designation |
|---|---|---|---|---|---|---|---|
| 7,000 | 320 | 0.6 | 0.5 | 8 | 0.976 | 80106050 | PGAS 3/70 HV |




6 Oil /min

## PGAS 6/50 VB-HV

Sophisticated air-powered straight grinder with exhaust directed to the rear and dead man's switch using safety lever valve. The air grinder with fixed rotational speed has to be used with oil.



**Contents:**
1 m exhaust hose and 3 m air supply hose with 1/4" male threaded connection and threaded quick coupling (STGI), SPZ GR.7 6 mm, 2 keys (1x EM SW 9/16", 1x EM SW 3/4").

**Special features:**
- Thanks to its design with wide extension, the drive is ideal for working in hard-to-reach areas.

| Rotational speed [RPM] | Power output [watts] | Air consumption at idle [m³/min] | Air consumption under load [m³/min] | Air supply hose internal dia. [mm] | Net weight [kg] | Item no. | Designation |
|---|---|---|---|---|---|---|---|
| 5,000 | 650 | 0.95 | 0.71 | 8 | 2.000 | 80106076 | PGAS 6/50 VB-HV |



*Discontinued product*




5 Oil /min

## PG 8/50 V-HV

Sophisticated air-powered straight grinder with exhaust directed to the front and dead man's switch using safety lever valve. The extended version is for work in hard-to-reach areas.

**Contents:**
3 m air supply hose with 1/4" male threaded connection and threaded quick coupling (STGI), SPZ GR.7 6 mm, 2 keys (1x EM SW 9/16", 1x EM SW 3/4").

**Special features:**
- Particularly high torque due to reduction gear.
- Can be guided precisely thanks to comfortable two-handed operation.
- Robust design for heavy-duty use.

| Rotational speed [RPM] | Power output [watts] | Air consumption at idle [m³/min] | Air consumption under load [m³/min] | Air supply hose internal dia. [mm] | Net weight [kg] | Item no. | Designation |
|---|---|---|---|---|---|---|---|
| 5,000 | 600 | 0.85 | 0.34 | 8.5 | 1.600 | *80106075* | PG 8/50 V-HV |




3 Oil /min

## PGAS 3/35 HV

Sophisticated air-powered straight grinder with exhaust directed to the rear and dead man's switch using safety lever valve.

**Contents:**
1 m exhaust hose and 2.5 m air supply hose with 1/4" male threaded connection and threaded quick coupling (STGI), SPZ GR.6 6 mm, 2 keys (1x EM SW 11 mm, 1x EM SW 14 mm).

**Special features:**
- High torque due to planetary gear.
- Compact, easy-to-handle grinder.

| Rotational speed [RPM] | Power output [watts] | Air consumption at idle [m³/min] | Air consumption under load [m³/min] | Air supply hose internal dia. [mm] | Net weight [kg] | Item no. | Designation |
|---|---|---|---|---|---|---|---|
| 3,500 | 320 | 0.6 | 0.5 | 8 | 0.976 | 80106055 | PGAS 3/35 HV |




4 Oil /min

## PGAS 3/35 M-HV

Sophisticated air-powered straight grinder with exhaust directed to the rear and dead man's switch using safety lever valve.

**Contents:**
1 m exhaust hose and 2.5 m air supply hose with 1/4" male threaded connection and threaded quick coupling (STGI), SPZ GR.6 6 mm, 2 keys (1x EM SW 11 mm, 1x EM SW 14 mm).

**Special features:**
- High torque due to planetary gear.
- Thanks to its medium-length design, the drive is ideal for use when access is restricted.

| Rotational speed [RPM] | Power output [watts] | Air consumption at idle [m³/min] | Air consumption under load [m³/min] | Air supply hose internal dia. [mm] | Net weight [kg] | Item no. | Designation |
|---|---|---|---|---|---|---|---|
| 3,500 | 320 | 0.6 | 0.5 | 8 | 1.198 | 80106065 | PGAS 3/35 M-HV |




2 Oil /min

## PGAS 2/5 DS

Sophisticated air-powered straight grinder with exhaust directed to the rear, instant-start throttle type and easy-to-handle drive for use of countersinks.

**Contents:**
1 m exhaust hose and 2.5 m air supply hose with 1/4" male threaded connection and threaded quick coupling (STGI), 1 overhead trolley, SPZ GR.20 6 mm, 2 keys (1x EM SW 12 mm, 1x EM SW 17 mm).

**Special features:**
- Instant start enables fast, reliable working.
- Rotational speed regulation for optimum results.

| Rotational speed [RPM] | Power output [watts] | Air consumption at idle [m³/min] | Air consumption under load [m³/min] | Air supply hose internal dia. [mm] | Net weight [kg] | Item no. | Designation |
|---|---|---|---|---|---|---|---|
| 500 | 160 | 0.4 | 0.3 | 6 | 0.564 | 80106056 | PGAS 2/5 DS |




1 Oil /min

## PWAS 1/800 DV 90°

Sophisticated air-powered angle grinder with exhaust directed to the rear, collet and ring throttle version. Held like a pen.

**Contents:**
0.75 m exhaust hose and 1.5 m air supply hose with 1/4" male threaded connection and threaded quick coupling (STGI), SPZ GR.2 3 mm, 2 keys (DM SW 6/8 mm).

**Special features:**
- Robust, without angular gear.
- Light and easy to handle.
- Smallest, high-revving angle grinder.

| Rotational speed [RPM] | Power output [watts] | Air consumption at idle [m³/min] | Air consumption under load [m³/min] | Air supply hose internal dia. [mm] | Net weight [kg] | Item no. | Designation |
|---|---|---|---|---|---|---|---|
| 80,000 | 75 | 0.15 | 0.14 | 4.8 | 0.094 | 80205010 | PWAS 1/800 DV 90° |




1 Oil /min

## PWAS 1/800 HV 90°

Sophisticated air-powered angle grinder with exhaust directed to the rear, collet and dead man's switch using safety lever valve. Light, easy to handle and held like a pen.

**Contents:**
0.75 m exhaust hose and 1.5 m air supply hose with 1/4" male threaded connection and threaded quick coupling (STGI), SPZ GR.2 3 mm, 2 keys (DM SW 6/8 mm).

**Special features:**
- Robust, without angular gear.
- Smallest, high-revving angle grinder.
- The 90° angle head is ideally suited to working in hard-to-reach areas.

| Rotational speed [RPM] | Power output [watts] | Air consumption at idle [m³/min] | Air consumption under load [m³/min] | Air supply hose internal dia. [mm] | Net weight [kg] | Item no. | Designation |
|---|---|---|---|---|---|---|---|
| 80,000 | 75 | 0.15 | 0.14 | 4.8 | 0.134 | 80205015 | PWAS 1/800 HV 90° |




2 Oil /min

## PWAS 1/250 DV 90°

Sophisticated compressed-air angle grinder with exhaust directed to the rear and collet. The drive with a ring throttle can be used for continuous use. Compact design and ideal for working in hard-to-reach areas.



**Contents:**
0.6 m exhaust hose and 2 m air supply hose with 1/4" male threaded connection and threaded quick coupling (STGI), SPZ GR.3 3 mm, 2 keys (1x EM SW 10 mm, 1x EM SW 13/64").

**Special features:**
- Low angle head height and slim angle head.
- The 90° angle head is ideally suited to working in hard-to-reach areas.
- Light and easy to handle.

| Rotational speed [RPM] | Power output [watts] | Air consumption at idle [m³/min] | Air consumption under load [m³/min] | Air supply hose internal dia. [mm] | Net weight [kg] | Item no. | Designation |
|---|---|---|---|---|---|---|---|
| 25,000 | 110 | 0.3 | 0.2 | 5 | 0.217 | 80205025 | PWAS 1/250 DV 90° |




2 Oil /min

## PWAS 2/200 DV 90°

Sophisticated air-powered angle grinder with exhaust directed to the rear, collet and ring throttle version.

**Contents:**
1 m exhaust hose and 2.5 m air supply hose with 1/4" male threaded connection and threaded quick coupling (STGI), SPZ GR.6 6 mm, 2 keys (1x EM SW 11 mm, 1x EM SW 14 mm).

**Special features:**
- Slim angle head.
- Easy to handle, compact shape.
- The 90° angle head is ideally suited to working in hard-to-reach areas.

| Rotational speed [RPM] | Power output [watts] | Air consumption at idle [m³/min] | Air consumption under load [m³/min] | Air supply hose internal dia. [mm] | Net weight [kg] | Item no. | Designation |
|---|---|---|---|---|---|---|---|
| 20,000 | 230 | 0.55 | 0.45 | 6 | 0.420 | 80205038 | PWAS 2/200 DV 90° |

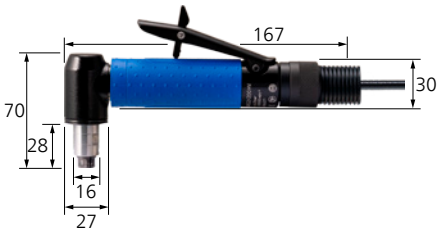


2 Oil /min

## PWAS 2/200 HV 90°

Sophisticated air-powered angle grinder with exhaust directed to the rear, collet and dead man's switch using safety lever valve.

**Contents:**
1 m exhaust hose and 2.5 m air supply hose with 1/4" male threaded connection and threaded quick coupling (STGI), SPZ GR.6 6 mm, 2 keys (1x EM SW 11 mm, 1x EM SW 14 mm).

**Special features:**
- Slim angle head.
- Easy to handle, compact shape.
- The 90° angle head is ideally suited to working in hard-to-reach areas.

| Rotational speed [RPM] | Power output [watts] | Air consumption at idle [m³/min] | Air consumption under load [m³/min] | Air supply hose internal dia. [mm] | Net weight [kg] | Item no. | Designation |
|---|---|---|---|---|---|---|---|
| 20,000 | 230 | 0.55 | 0.45 | 6 | 0.460 | 80205036 | PWAS 2/200 HV 90° |




3 Oil /min

## PWSA 4/200 HV 90°

Sophisticated compressed-air angle grinder with exhaust directed to the rear, dead man's switch using safety lever valve and collet. Features a low angle head height and high spindle concentricity.

**Contents:**
1 m exhaust hose and 3 m air supply hose with 1/4" male threaded connection and threaded quick coupling (STGI), SPZ GR.5 6 mm, 2 keys (1x EM SW 7/16", 1x EM SW 9/16").

**Special features:**
- Compact design.
- Good size/weight to output ratio.
- The 90° angle head is ideally suited to working in hard-to-reach areas.

| Rotational speed [RPM] | Power output [watts] | Air consumption at idle [m³/min] | Air consumption under load [m³/min] | Air supply hose internal dia. [mm] | Net weight [kg] | Item no. | Designation |
|---|---|---|---|---|---|---|---|
| 20,000 | 300 | 0.57 | 0.42 | 8.5 | 0.520 | 80700277 | PWSA 4/200 HV 90° |




3 Oil /min

## PWAS 4/200 HV 90°

Sophisticated compressed-air angle grinder with exhaust directed to the rear, dead man's switch using safety lever valve and collet. Ideal for work in hard-to-reach areas.

**Contents:**
1 m exhaust hose and 2.5 m air supply hose with 1/4" male threaded connection and threaded quick coupling (STGI), SPZ GR.6 6 mm, 2 keys (1x EM SW 11 mm, 1x EM SW 14 mm).

**Special features:**
- Low angle head height.
- The 90° angle head is ideally suited to working in hard-to-reach areas.

| Rotational speed [RPM] | Power output [watts] | Air consumption at idle [m³/min] | Air consumption under load [m³/min] | Air supply hose internal dia. [mm] | Net weight [kg] | Item no. | Designation |
|---|---|---|---|---|---|---|---|
| 20,000 | 370 | 0.7 | 0.6 | 8 | 0.920 | 80209011 | PWAS 4/200 HV 90° |




3 Oil /min

## PWAS 4/170 HV 45°

Sophisticated air-powered angle grinder with exhaust directed to the rear, dead man's switch using safety lever valve and collet. The drive may only be used with oil.

**Contents:**
1 m exhaust hose and 2.5 m air supply hose with 1/4" male threaded connection and threaded quick coupling (STGI), collet SPZ GR.6 6 mm, 2 keys (1x EM SW 11 mm, 1x EM SW 14 mm).

**Special features:**
- With 45° angle head for optimum access to corners and hard-to-reach areas.

| Rotational speed [RPM] | Power output [watts] | Air consumption at idle [m³/min] | Air consumption under load [m³/min] | Air supply hose internal dia. [mm] | Net weight [kg] | Item no. | Designation |
|---|---|---|---|---|---|---|---|
| 17,000 | 380 | 0.7 | 0.6 | 8 | 1.070 | 80209018 | PWAS 4/170 HV 45° |




3 Oil /min

## PWAS 4/160 HV 90°

Sophisticated compressed-air angle grinder with exhaust directed to the rear, dead man's switch using safety lever valve and collet. Ideal for work in hard-to-reach areas.

**Contents:**
1 m exhaust hose and 2.5 m air supply hose with 1/4" male threaded connection and threaded quick coupling (STGI), SPZ GR.6 6 mm, 2 keys (1x EM SW 11 mm, 1x EM SW 14 mm).

**Special features:**
- Low angle head height.
- Constant power delivery due to the centrifugal governor.
- The 90° angle head is ideally suited to working in hard-to-reach areas.

| Rotational speed [RPM] | Power output [watts] | Air consumption at idle [m³/min] | Air consumption under load [m³/min] | Air supply hose internal dia. [mm] | Net weight [kg] | Item no. | Designation |
|---|---|---|---|---|---|---|---|
| 16,000 | 370 | 0.55 | 0.6 | 8 | 1.004 | 80209016 | PWAS 4/160 HV 90° |




3 Oil /min

## PWAS 4/120 HV 90°

Sophisticated compressed-air angle grinder with exhaust directed to the rear, dead man's switch using safety lever valve and collet. Ideal for work in hard-to-reach areas.

**Contents:**
1 m exhaust hose and 2.5 m air supply hose with 1/4" male threaded connection and threaded quick coupling (STGI), SPZ GR.6 6 mm, 2 keys (1x EM SW 11 mm, 1x EM SW 14 mm).

**Special features:**
- Low angle head height.
- Constant power delivery due to the centrifugal governor.
- The 90° angle head is ideally suited to working in hard-to-reach areas.

| Rotational speed [RPM] | Power output [watts] | Air consumption at idle [m³/min] | Air consumption under load [m³/min] | Air supply hose internal dia. [mm] | Net weight [kg] | Item no. | Designation |
|---|---|---|---|---|---|---|---|
| 12,000 | 370 | 0.5 | 0.6 | 8 | 1.004 | 80209006 | PWAS 4/120 HV 90° |

*New item*

# Air grinders
## Angle grinder with collet




3 Oil /min

### PWAS 4/70 HV 90°

Sophisticated air-powered angle grinder with exhaust directed to the rear, dead man's switch using safety lever valve and collet.



**Contents:**
1 m exhaust hose and 2.5 m air supply hose with 1/4" male threaded connection and threaded quick coupling (STGI), collet SPZ GR.6 6 mm), 2 keys (1x EM SW 11 mm, 1x EM SW 14 mm).

**Special features:**
- The 90° angle head is ideally suited to working in hard-to-reach areas.
- The drive has a particularly high torque thanks to the reduction gear.

| Rotational speed [RPM] | Power output [watts] | Air consumption at idle [m³/min] | Air consumption under load [m³/min] | Air supply hose internal dia. [mm] | Net weight [kg] | Item no. | Designation |
|---|---|---|---|---|---|---|---|
| 7,000 | 350 | 0.7 | 0.6 | 8 | 1.145 | 80209007 | PWAS 4/70 HV 90° |




3 Oil /min

### PWAS 4/60 HV 45°

Sophisticated air-powered angle grinder with exhaust directed to the rear, dead man's switch using safety lever valve and collet. The drive may only be used with oil.

**Contents:**
1 m exhaust hose and 2.5 m air supply hose with 1/4" male threaded connection and threaded quick coupling (STGI), collet SPZ GR.6 6 mm), 2 keys (1x EM SW 11 mm, 1x EM SW 14 mm).

**Special features:**
- With 45° angle head for optimum access to corners and hard-to-reach areas.
- The drive has a particularly high torque thanks to the reduction gear.

| Rotational speed [RPM] | Power output [watts] | Air consumption at idle [m³/min] | Air consumption under load [m³/min] | Air supply hose internal dia. [mm] | Net weight [kg] | Item no. | Designation |
|---|---|---|---|---|---|---|---|
| 6,000 | 380 | 0.7 | 0.6 | 8 | 1.004 | 80209030 | PWAS 4/60 HV 45° |

## Angle grinder with threaded spindle




2 Oil /min

### PWA 2/120 DV

Sophisticated air-powered angle grinder with 1/4-20 UNC threaded spindle, exhaust directed to the rear and ring throttle version.

**Contents:**
1 m exhaust hose and 2.5 m air supply hose with 1/4" male threaded connection and threaded quick coupling (STGI), 1 key (EM SW 11 mm).

**Special features:**
- Special spindle for holding all COMBIDISC tools (use a backing pad without shank).
- Flat angle head for work in hard-to-reach areas.

| Rotational speed [RPM] | Power output [watts] | Air consumption at idle [m³/min] | Air consumption under load [m³/min] | Air supply hose internal dia. [mm] | Net weight [kg] | Item no. | Designation |
|---|---|---|---|---|---|---|---|
| 12,000 | 230 | 0.55 | 0.45 | 6 | 0.476 | 80205039 | PWA 2/120 DV |

*New item*




2 Oil /min

## PWA 2/120 HV

Sophisticated air-powered angle grinder with 1/4-20 UNC threaded spindle, exhaust directed to the rear and dead man's switch using safety lever valve.

**Contents:**
1 m exhaust hose and 2.5 m air supply hose with 1/4" male threaded connection and threaded quick coupling (STGI), 1 key (EM SW 11 mm).

**Special features:**
- Special spindle for holding all COMBIDISC tools (use a backing pad without shank).
- Flat angle head for work in hard-to-reach areas.

| Rotational speed [RPM] | Power output [watts] | Air consumption at idle [m³/min] | Air consumption under load [m³/min] | Air supply hose internal dia. [mm] | Net weight [kg] | Item no. | Designation |
|---|---|---|---|---|---|---|---|
| 12,000 | 230 | 0.55 | 0.45 | 6 | 0.516 | 80205037 | PWA 2/120 HV |



## Extensions for drive spindles

The shank of the abrasive disc holders can be replaced by suitable adapters. This enables the abrasive disc holder to be mounted directly to the drive spindle of the tool drive. Suitable for drives with spindle 1/4-20 UNC.

| Net weight [kg] | Item no. | Designation |
|---|---|---|
| 0.010 | 87100727 | SPV20 CD 1/4-20 UNC |




7 Oil /min

## PWA 11/120 HV

Sophisticated compressed-air angle grinder with M14 threaded spindle and 22.23 mm tool mounting, exhaust directed to the rear and dead man's switch using safety lever valve. With maximum **tool diameter up to 125 mm**.

**Contents:**
1 m exhaust hose and 2.5 m air supply hose with 1/2" male threaded connection, 1 clamping nut (item no. 98980036), 2 flange screws (1x item no. 98980037, 1x item no. 98980038), 2 spacer sleeves (1x item no. 98980039, 1x item no. 98980040), 2 keys (1x item no. 91244601, 1x item no. 92785502), guard dia. 125 mm, anti-vibration handle.

**Special features:**
- Robust design for heavy-duty use.
- Constant power delivery due to the centrifugal governor.
- Spindle lock pin for tool change with one key.

| Rotational speed [RPM] | Power output [watts] | Air consumption at idle [m³/min] | Air consumption under load [m³/min] | Air supply hose internal dia. [mm] | Net weight [kg] | Item no. | Designation |
|---|---|---|---|---|---|---|---|
| 12,000 | 1,100 | 0.5 | 1.2 | 13 | 2.100 | 80204081 | PWA 11/120 HV |

# Air grinders
## Angle grinder with threaded spindle




### PWT 26/120 HV M14

Sophisticated compressed-air angle grinder with M14 threaded spindle and 22.23 mm tool mounting, exhaust directed to the bottom and dead man's switch using safety lever valve. With maximum **tool diameter of up to 125 mm** and very powerful turbine motor.



**Contents:**
1/2" female connecting thread, 2 keys (1x item no. 91244601, 1x item no. 92785503), 1 clamping nut (item no. 90011450), 1 clamping flange (item no. 90011455), 1 spacer (item no. 90011460), guard dia. 125 mm, anti-vibration handle.

**Special features:**
- M14 threaded spindle for convenient mounting of various tools.
- Constant power delivery due to the centrifugal governor and with spindle lock pin for tool change with one key.

| Rotational speed [RPM] | Power output [watts] | Air consumption at idle [m³/min] | Air consumption under load [m³/min] | Air supply hose internal dia. [mm] | Net weight [kg] | Item no. | Designation |
|---|---|---|---|---|---|---|---|
| 12,000 | 2,600 | 0.9 | 2.25 | 16 | 2.200 | 80201010 | PWT 26/120 HV M14 |




### PWT 26/100 HV M14

Sophisticated compressed-air angle grinder with M14 threaded spindle and 22.23 mm tool mounting, exhaust directed to the bottom and dead man's switch using safety lever valve. With maximum **tool diameter of up to 150 mm** and very powerful turbine motor.

**Contents:**
1/2" female connecting thread, 2 keys (1x item no. 91244601, 1x item no. 92785503), 2 clamping nuts (1x item no. 90011450, 1x item no. 90011451), 3 clamping flanges (1x item no. 90011456, 1x item no. 90011457, 1x item no. 90011458), guard dia. 180 mm, anti-vibration handle.

**Special features:**
- M14 threaded spindle for convenient mounting of various tools.
- Constant power delivery due to the centrifugal governor and with spindle lock pin for tool change with one key.

| Rotational speed [RPM] | Power output [watts] | Air consumption at idle [m³/min] | Air consumption under load [m³/min] | Air supply hose internal dia. [mm] | Net weight [kg] | Item no. | Designation |
|---|---|---|---|---|---|---|---|
| 10,000 | 2,600 | 0.9 | 2.25 | 16 | 2.580 | 80201020 | PWT 26/100 HV M14 |




### PWT 26/85 HV M14

Sophisticated compressed-air angle grinder with M14 threaded spindle and 22.23 mm tool mounting, exhaust directed to the bottom and dead man's switch using safety lever valve. With maximum **tool diameter of up to 180 mm** and very powerful turbine motor.



**Contents:**
1/2" female connecting thread, 2 keys (1x item no. 91244601, 1x item no. 92785503), 2 clamping nuts (1x item no. 90011450, 1x item no. 90011451), 3 clamping flanges (1x item no. 90011456, 1x item no. 90011457, 1x item no. 90011458), guard dia. 180 mm, anti-vibration handle.

**Special features:**
- M14 threaded spindle for convenient mounting of various tools.
- Constant power delivery due to the centrifugal governor and with spindle lock pin for tool change with one key.

| Rotational speed [RPM] | Power output [watts] | Air consumption at idle [m³/min] | Air consumption under load [m³/min] | Air supply hose internal dia. [mm] | Net weight [kg] | Item no. | Designation |
|---|---|---|---|---|---|---|---|
| 8,500 | 2,600 | 0.9 | 2.25 | 16 | 2.800 | 80201030 | PWT 26/85 HV M14 |




### Accessories for angle grinders

PFERD TOOLS offers accessories for angle grinders.

| Image | Net weight [kg] | Item no. | Designation |
|---|---|---|---|
| **Clamping flange** | | | |
| ① | 0.116 | 90011456 | SPF 90011456 M150 |
| | 0.160 | 90011457 | SPF 90011457 K150/180 |
| | 0.101 | 90011458 | SPF 90011458 H150/180 |
| | 0.140 | 90011459 | SPF 90011459 M180 |
| ③ | 0.059 | 90011455 | SPF 90011455 |
| **Clamping nut** | | | |
| ② | 0.084 | 90011451 | SPM 90011451 M14 T150 |
| | 0.126 | 90011452 | SPM 90011452 M14 T180 |
| ⑥ | 0.069 | 90011450 | SPM 90011450 M14 |
| ⑧ | 0.066 | 98980036 | SPM 98980036 M14 |
| **Spacer sleeve –** Surface grinding | | | |
| ⑬ | 0.008 | 98980039 | DHFL 98980039 |
| **Spacer sleeve –** Cutting | | | |
| ⑪ | 0.010 | 98980040 | DHTR 98980040 |
| **Spacer** | | | |
| ⑩ | 0.018 | 90011460 | DS 90011460 |
| **Flange screw** | | | |
| ⑫ | 0.003 | 98980037 | FLS 98980037 |
| **Flange screw COMBICLICK** | | | |
| ⑭ | 0.010 | 98980038 | FLS-CC 98980038 |

# Air grinders
## Angle grinder with hexagon mounting




1 Oil /min

### PWA 1/9 V-HV HEX 3 mm

Sophisticated compressed-air angle grinder with low air consumption and adjustable rotational speed regulation. Ideal for deburring hard-to-reach areas such as holes with cross holes.



**Contents:**
1 m exhaust hose and 2.5 m air supply hose with 1/4" male threaded connection and threaded quick coupling (STGI).

**Special features:**
- Very quiet and robust.
- The 90° angle head is ideally suited to working in hard-to-reach areas.
- The drive is equipped with a hex tool mounting.

| Rotational speed [RPM] | Power output [watts] | Air consumption at idle [m³/min] | Air consumption under load [m³/min] | Air supply hose internal dia. [mm] | Net weight [kg] | Item no. | Designation |
|---|---|---|---|---|---|---|---|
| 900 | 35 | 0.19 | 0.17 | 4.8 | 0.400 | 80700492 | PWA 1/9 V-HV HEX 3 mm |




1 Oil /min

### PWA 1/5 V-HV HEX 1/4" 90°

Sophisticated compressed-air angle grinder with low air consumption and adjustable rotational speed regulation. Ideal for deburring hard-to-reach areas such as holes with cross holes.



**Contents:**
1 m exhaust hose and 2.5 m air supply hose with 1/4" male threaded connection and threaded quick coupling (STGI).

**Special features:**
- Very quiet and robust.
- The 90° angle head is ideally suited to working in hard-to-reach areas.
- The drive is equipped with a hex tool mounting.

| Rotational speed [RPM] | Power output [watts] | Air consumption at idle [m³/min] | Air consumption under load [m³/min] | Air supply hose internal dia. [mm] | Net weight [kg] | Item no. | Designation |
|---|---|---|---|---|---|---|---|
| 500 | 65 | 0.35 | 0.3 | 6 | 0.850 | 80700493 | PWA 1/5 V-HV HEX 1/4" 90° |

## Belt grinders and belt arms




3 Oil /min

### PBA 2/200 HV oVA

Sophisticated compressed-air belt grinder with a **belt length of 305 mm x belt width 3 – 16 mm**, exhaust directed to the rear and dead man's switch using safety lever valve.

**Contents:**
1 m exhaust hose and 2.5 m air supply hose with 1/4" male threaded connection and threaded quick coupling (STGI), 1 key (1x SKS SW 4 mm), protective cover.

**Special features:**
- Suitable for belt grinder attachment arms from group 1.
- Easy to handle, compact shape.

| Belt speed [m/s] | Power output [watts] | Air consumption at idle [m³/min] | Air consumption under load [m³/min] | Air supply hose internal dia. [mm] | Net weight [kg] | Item no. | Designation |
|---|---|---|---|---|---|---|---|
| 22 | 230 | 0.55 | 0.45 | 6 | 0.604 | 80705052 | PBA 2/200 HV oVA |







## PBA 2/200 HV

Sophisticated compressed-air belt grinder with a **belt length of 305 mm x belt width 3 – 16 mm**, exhaust directed to the rear and dead man's switch using safety lever valve.

**Contents:**
1 m exhaust hose and 2.5 m air supply hose with 1/4" male threaded connection and threaded quick coupling (STGI), 1 key (1x SKS SW 4 mm), protective cover.

**Special features:**
- Incl. belt grinder attachment arm BSVAK 9/9 x 305 (belt grinder attachment arm group 1).
- Easy to handle, compact shape.

| Belt speed [m/s] | Power output [watts] | Air consumption at idle [m³/min] | Air consumption under load [m³/min] | Air supply hose internal dia. [mm] | Net weight [kg] | Item no. | Designation |
|---|---|---|---|---|---|---|---|
| 22 | 230 | 0.55 | 0.45 | 6 | 0.687 | 80705051 | PBA 2/200 HV |

# Belt grinder attachment arm group 1




## Belt grinder attachment arm BSVAK 9/25

Belt grinder attachment arm in robust design and extremely slim fixing lug on the facing roller. With belt arm guide that can be fixed.

**Special features:**
- With asymmetrical arms for flush lateral grinding.

| Width x roll dia. [mm] | Suitable belt width [mm] | Suitable belt length [mm] | Net weight [kg] | Item no. | Designation |
|---|---|---|---|---|---|
| 9 x 25 | 3, 6, 9, 12, 16 | 305 | 0.083 | 84200318 | BSVAK 9/25 x 305 |




## Belt grinder attachment arm BSVAK 9/25-1

Belt grinder attachment arm in robust design and extremely slim fixing lug on the facing roller. With belt arm guide that can be fixed.

**Special features:**
- With asymmetrical arms for flush lateral grinding.
- With conical guide roller (range 1 mm).

| Width x roll dia. [mm] | Suitable belt width [mm] | Suitable belt length [mm] | Net weight [kg] | Item no. | Designation |
|---|---|---|---|---|---|
| 9 x 25 | 3, 6, 9, 12 | 305 | 0.082 | 84200319 | BSVAK 9/25-1 x 305 |




## Belt grinder attachment arm BSVAK 4/16

Belt grinder attachment arm in robust design and extremely slim fixing lug on the facing roller. With belt arm guide that can be fixed.

**Special features:**
- Use of the full roller width.
- With pad for stabilization/support.

| Width x roll dia. [mm] | Suitable belt width [mm] | Suitable belt length [mm] | Net weight [kg] | Item no. | Designation |
|---|---|---|---|---|---|
| 4 x 16 | 3, 6, 9 | 305 | 0.052 | 84200315 | BSVAK 4/16 x 305 |




## Belt grinder attachment arm BSVAK 9/9

Belt grinder attachment arm in robust design and extremely slim fixing lug on the facing roller. With belt arm guide that can be fixed.

**Special features:**
- Use of the full roller width.
- With pad for stabilization/support.

| Width x roll dia. [mm] | Suitable belt width [mm] | Suitable belt length [mm] | Net weight [kg] | Item no. | Designation |
|---|---|---|---|---|---|
| 9 x 9 | 9, 12 | 305 | 0.075 | 84200316 | BSVAK 9/9 x 305 |




### Belt grinder attachment arm BSVAK 9/16

Belt grinder attachment arm in robust design and extremely slim fixing lug on the facing roller. With belt arm guide that can be fixed.

**Special features:**
- Use of the full roller width.
- With pad for stabilization/support.

| Width x roll dia. [mm] | Suitable belt width [mm] | Suitable belt length [mm] | Net weight [kg] | Item no. | Designation |
|---|---|---|---|---|---|
| 9 x 16 | 9, 12 | 305 | 0.088 | 84200317 | BSVAK 9/16 x 305 |

## Belt grinders and belt arms




### PBA 4/160 HV oVA

Sophisticated compressed-air belt grinder with a **belt length of 520 mm (*610 mm) x belt width 3 – 20 mm**, exhaust directed to the rear and dead man's switch using safety lever valve.

**Contents:**
1 m exhaust hose and 2.5 m air supply hose with 1/4" male threaded connection and threaded quick coupling (STGI), 2 keys (1x SKS SW 3 mm, 1x SKS SW 4 mm), protective cover.

**Special features:**
- Suitable for belt grinder attachment arms from group 2.
- Easy to handle, compact shape.
- *The BSAD 41/36 x 610 belt grinding adapter achieves a belt length of 610 mm.

| Belt speed [m/s] | Power output [watts] | Air consumption at idle [m³/min] | Air consumption under load [m³/min] | Air supply hose internal dia. [mm] | Net weight [kg] | Item no. | Designation |
|---|---|---|---|---|---|---|---|
| 19.3 | 370 | 0.55 | 0.6 | 8 | 1.191 | 80705012 | PBA 4/160 HV oVA |

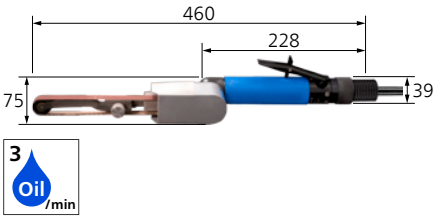


### PBA 4/160 HV

Sophisticated compressed-air belt grinder with a **belt length of 520 mm (*610 mm) x belt width 3 – 20 mm**, exhaust directed to the rear and dead man's switch using safety lever valve.

**Contents:**
1 m exhaust hose and 2.5 m air supply hose with 1/4" male threaded connection and threaded quick coupling (STGI), protective cover, 2 keys (1x SKS SW 3 mm, 1x SKS SW 4 mm).

**Special features:**
- *With **adapter BSAD 41/36 x 610.**
- The belt grinder attachment can be pivoted on the drive system.
- Incl. belt grinder attachment arm BSVA 9/25x520 (belt grinder attachment arm group 2).

| Belt speed [m/s] | Power output [watts] | Air consumption at idle [m³/min] | Air consumption under load [m³/min] | Air supply hose internal dia. [mm] | Net weight [kg] | Item no. | Designation |
|---|---|---|---|---|---|---|---|
| 19.3 | 370 | 0.55 | 0.6 | 8 | 1.286 | 80705011 | PBA 4/160 HV |

## Belt grinder attachment arm group 2




### Belt grinder attachment arm BSVA 9/25-1

Belt grinder attachment arm in robust design and extremely slim fixing lug on the facing roller. With belt arm guide that can be fixed.

**Special features:**
- Use of the full roller width.
- With conical guide roller (range 1 mm).

| Width x roll dia. [mm] | Suitable belt width [mm] | Suitable belt length [mm] | Net weight [kg] | Item no. | Designation |
|---|---|---|---|---|---|
| 9 x 25 | 3, 6, 9, 12 | 520, 610 | 0.095 | 84200072 | BSVA 9/25-1 x 520 |




## Belt grinder attachment arm BSVA 4/16

Belt grinder attachment arm in robust design and extremely slim fixing lug on the facing roller. With belt arm guide that can be fixed.

**Special features:**
- Use of the full roller width.

| Width x roll dia. [mm] | Suitable belt width [mm] | Suitable belt length [mm] | Net weight [kg] | Item no. | Designation |
|---|---|---|---|---|---|
| 4 x 16 | 3, 6, 9 | 520, 610 | 0.060 | 84200050 | BSVA 4/16 x 520 |




## Belt grinder attachment arm BSVA 9/16

Belt grinder attachment arm in robust design and extremely slim fixing lug on the facing roller. With belt arm guide that can be fixed.

**Special features:**
- Use of the full roller width.

| Width x roll dia. [mm] | Suitable belt width [mm] | Suitable belt length [mm] | Net weight [kg] | Item no. | Designation |
|---|---|---|---|---|---|
| 9 x 16 | 9, 12 | 520, 610 | 0.096 | 84200060 | BSVA 9/16 x 520 |




## Belt grinder attachment arm BSVA 12/19

Belt grinder attachment arm in robust design and extremely slim fixing lug on the facing roller. With belt arm guide that can be fixed.

**Special features:**
- Use of the full roller width.

| Width x roll dia. [mm] | Suitable belt width [mm] | Suitable belt length [mm] | Net weight [kg] | Item no. | Designation |
|---|---|---|---|---|---|
| 12 x 19 | 12, 16 | 520, 610 | 0.107 | 84200080 | BSVA 12/19 x 520 |




## Belt grinder attachment arm BSVA 9/25

Belt grinder attachment arm in robust design and extremely slim fixing lug on the facing roller. With asymmetrical arms for flush lateral grinding and belt arm guide that can be fixed.

**Special features:**
- Use of the full roller width.

| Width x roll dia. [mm] | Suitable belt width [mm] | Suitable belt length [mm] | Net weight [kg] | Item no. | Designation |
|---|---|---|---|---|---|
| 9 x 25 | 3, 6, 9, 12, 16 | 520, 610 | 0.095 | 84200070 | BSVA 9/25 x 520 |




## Belt grinder attachment arm BSVA 18/23

Belt grinder attachment arm in robust design. With belt arm guide that can be fixed.

**Special features:**
- With metal roller and pad for stabilization/ support.

| Width x roll dia. [mm] | Suitable belt width [mm] | Suitable belt length [mm] | Net weight [kg] | Item no. | Designation |
|---|---|---|---|---|---|
| 18 x 23 | 20 | 520, 610 | 0.150 | 84200085 | BSVA 18/23 x 520 |



## Adapter for the belt grinder attachment arm group 2

Adapter for belt grinder attachment arm. Enables the use of belts with a belt length of 610 mm and a belt width of 3 – 20 mm.

| Suitable belt length [mm] | Net weight [kg] | Item no. | Designation |
|---|---|---|---|
| 610 | 0.080 | 84200230 | BSAD 41/36 x 610 |




4 Oil /min

## PBS 5/155 HV 824

Sophisticated compressed-air belt grinder with a **belt length of 480 mm (*610 mm) x belt width 6 – 25 mm**, attachment arm, exhaust directed to the front and dead man's switch using safety lever valve.

**Contents:**
3 m air supply hose with 1/4" male threaded connection and threaded quick coupling (STGI), 2 keys (1x SKS SW 3 mm, 1x SKS SW 5/32"), belt grinder attachment arm BSVA 5/155-8/24 x 480.

**Special features:**
- *Belt length 610 mm x width 6 – 12 mm with belt grinder attachment arm from group 3.
- The belt grinder attachment can be pivoted on the drive system.
- Balanced handling.

| Belt speed [m/s] | Power output [watts] | Air consumption at idle [m³/min] | Air consumption under load [m³/min] | Air supply hose internal dia. [mm] | Net weight [kg] | Item no. | Designation |
|---|---|---|---|---|---|---|---|
| 21 | 370 | 0.6 | 0.4 | 8.5 | 1.390 | 80704010 | PBS 5/155 HV 824 |

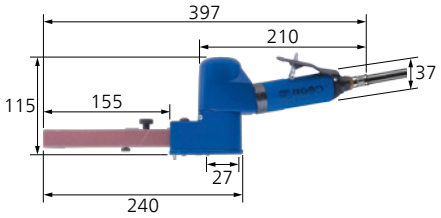


4 Oil /min

## PBS 5/155 HV 1924

Sophisticated compressed-air belt grinder with a **belt length of 480 mm (*610 mm) x belt width 6 – 25 mm**, attachment arm, exhaust directed to the front and dead man's switch using safety lever valve.

**Contents:**
3 m air supply hose with 1/4" male threaded connection and threaded quick coupling (STGI), 2 keys (1x SKS SW 3 mm, 1x SKS SW 5/32"), belt grinder attachment arm BSVA 5/155-19/24 x 480.

**Special features:**
- *Belt length 610 mm x width 6 – 12 mm with belt grinder attachment arm from group 3.
- The belt grinder attachment can be pivoted on the drive system.
- Balanced handling.

| Belt speed [m/s] | Power output [watts] | Air consumption at idle [m³/min] | Air consumption under load [m³/min] | Air supply hose internal dia. [mm] | Net weight [kg] | Item no. | Designation |
|---|---|---|---|---|---|---|---|
| 21 | 370 | 0.6 | 0.4 | 8.5 | 1.390 | 80704020 | PBS 5/155 HV 1924 |

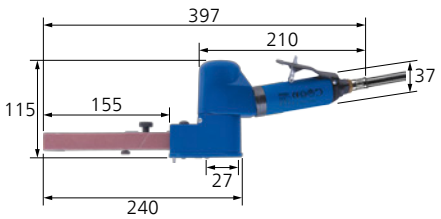


4 Oil /min

## PBS 5/155 HV 2324

Sophisticated compressed-air belt grinder with a **belt length of 480 mm (*610 mm) x belt width 6 – 25 mm**, attachment arm, exhaust directed to the front and dead man's switch using safety lever valve.

**Contents:**
3 m air supply hose with 1/4" male threaded connection and threaded quick coupling (STGI), 2 keys (1x SKS SW 3 mm, 1x SKS SW 5/32"), belt grinder attachment arm BSVA 5/155-23/24 x 480.

**Special features:**
- *Belt length 610 mm x width 6 – 12 mm with belt grinder attachment arm from group 3.
- The belt grinder attachment can be pivoted on the drive system.
- Balanced handling.

| Belt speed [m/s] | Power output [watts] | Air consumption at idle [m³/min] | Air consumption under load [m³/min] | Air supply hose internal dia. [mm] | Net weight [kg] | Item no. | Designation |
|---|---|---|---|---|---|---|---|
| 21 | 370 | 0.6 | 0.4 | 8.5 | 1.390 | 80704025 | PBS 5/155 HV 2324 |




## Belt grinder attachment arm BSVA 5/155-19/24x480

Belt grinder attachment arm in robust steel design and with belt arm guide that can be fixed.

**Special features:**
- Use of the full roller width.

| Width x roll dia. [mm] | Suitable belt width [mm] | Suitable belt length [mm] | Net weight [kg] | Item no. | Designation |
|---|---|---|---|---|---|
| 19 x 24 | 16, 20 | 480 | 0.086 | 90002115 | BSVA 5/155-19/24x480 |




## Belt grinder attachment arm BSVA 5/155-8/24x480

Belt grinder attachment arm in robust steel design and with belt arm guide that can be fixed.

**Special features:**
- With asymmetrical arms for flush lateral grinding.

| Width x roll dia. [mm] | Suitable belt width [mm] | Suitable belt length [mm] | Net weight [kg] | Item no. | Designation |
|---|---|---|---|---|---|
| 8 x 24 | 6, 10, 12 | 480 | 0.070 | 90002116 | BSVA 5/155-8/24x480 |




## Belt grinder attachment arm BSVA 5/155-23/24x480

Belt grinder attachment arm in robust steel design and with belt arm guide that can be fixed.

**Special features:**
- Use of the full roller width.

| Width x roll dia. [mm] | Suitable belt width [mm] | Suitable belt length [mm] | Net weight [kg] | Item no. | Designation |
|---|---|---|---|---|---|
| 23 x 24 | 25 | 480 | 0.088 | 90002117 | BSVA 5/155-23/24x480 |




## Belt grinder attachment arm BSVA 5/155-4/16x610

Belt grinder attachment arm in robust steel design and with belt arm guide that can be fixed.

**Special features:**
- With slim fixing lugs on the facing roller.

| Width x roll dia. [mm] | Suitable belt width [mm] | Suitable belt length [mm] | Net weight [kg] | Item no. | Designation |
|---|---|---|---|---|---|
| 4 x 16 | 6 | 610 | 0.070 | 90002152 | BSVA 5/155-4/16x610 |




## Belt grinder attachment arm BSVA 5/155-9/16x610

Belt grinder attachment arm in robust steel design and with belt arm guide that can be fixed.

**Special features:**
- With slim fixing lugs on the facing roller.

| Width x roll dia. [mm] | Suitable belt width [mm] | Suitable belt length [mm] | Net weight [kg] | Item no. | Designation |
|---|---|---|---|---|---|
| 9 x 16 | 6, 10, 12 | 610 | 0.132 | 90002151 | BSVA 5/155-9/16x610 |




## PH 8 P

The powerful and ergonomic chisel hammer with exhaust directed to the front and plastic silencer features a chisel holding spring to hold the chisels.

**Contents:**
1x chisel holding spring MHF 28, 1x damping ring DR D12X7.

**Special features:**
- Can be activated at 1.5 bar or above.
- Safe to operate due to its compact, lightweight design.
- Pistol grip ensures ideal handling.

| Air consumption [m³/min] | Min. ø supply air hose inside [mm] | Number of blows | Impact energy [J] | Diam. piston [mm] | Stroke length [mm] | Exposure time [h] | Insertion group | Net weight [kg] | Item no. | Designation |
|---|---|---|---|---|---|---|---|---|---|---|
| 0.3 | 8 | 6,500 | 1.2 | 16 | 45 | 18.37 | EG01 | 0.800 | 80300010 | PH 8 P EG01 |
| | | | | | | | EG02 | 0.800 | 80300020 | PH 8 P EG02 |




## PH 13 F

The chisel hammer with exhaust directed to the front and steel silencer features a chisel holding spring to hold the chisels.

**Contents:**
1x chisel holding spring MHF 31-R, 1x damping ring DR D14X8.

**Special features:**
- Can be activated at three bar or above.
- A sophisticated overall concept makes the chisel hammers high-performance and versatile.
- Open fist grip ensures ideal handling.

| Air consumption [m³/min] | Min. ø supply air hose inside [mm] | Number of blows | Impact energy [J] | Diam. piston [mm] | Stroke length [mm] | Exposure time [h] | Insertion group | Net weight [kg] | Item no. | Designation |
|---|---|---|---|---|---|---|---|---|---|---|
| 0.3 | 10 | 4,400 | 4 | 20 | 40 | 4.1 | EG03 | 1.300 | 80300030 | PH 13 F EG03 |
| | | | | | | | EG05 | 1.300 | 80300050 | PH 13 F EG05 |




## PH 18 F

The chisel hammer with exhaust directed to the front and plastic silencer features a chisel holding spring to hold the chisels.

**Contents:**
1x chisel holding spring MHF 31, 1x damping ring DR D15X7.

**Special features:**
- Can be activated at three bar or above.
- A sophisticated overall concept makes the chisel hammers high-performance and versatile.
- Open fist grip ensures ideal handling.

| Air consumption [m³/min] | Min. ø supply air hose inside [mm] | Number of blows | Impact energy [J] | Diam. piston [mm] | Stroke length [mm] | Exposure time [h] | Insertion group | Net weight [kg] | Item no. | Designation |
|---|---|---|---|---|---|---|---|---|---|---|
| 0.4 | 10 | 3,400 | 5.9 | 20 | 60 | 1.5 | EG03 | 1.800 | 80300060 | PH 18 F EG03 |
| | | | | | | | EG05 | 1.800 | 80300070 | PH 18 F EG05 |




## PH 18 F-SK EG05

The chisel hammer with exhaust directed to the front and plastic silencer is suitable for all chisels in insertion group EG05 and features a screw cap instead of a chisel holding spring to hold the chisels.

**Contents:**
1x screw cap SK PH 18 F-SK, 1x damping ring DR D17X10.

**Special features:**
- Can be activated at three bar or above.
- A sophisticated overall concept makes the chisel hammers high-performance and versatile.
- Open fist grip ensures ideal handling.

| Air consumption [m³/min] | Min. ø supply air hose inside [mm] | Number of blows | Impact energy [J] | Diam. piston [mm] | Stroke length [mm] | Exposure time [h] | Insertion group | Net weight [kg] | Item no. | Designation |
|---|---|---|---|---|---|---|---|---|---|---|
| 0.4 | 10 | 3,400 | 5.9 | 20 | 60 | 1.5 | EG05 | 1.800 | 80300080 | PH 18 F-SK EG05 |




## PH 23 F

The chisel hammer with exhaust directed to the front and steel silencer features a chisel holding spring to hold the chisels.

**Contents:**
1x chisel holding spring MHF 31-R, 1x damping ring DR D14X8.

**Special features:**
- Can be activated at three bar or above.

- A sophisticated overall concept makes the chisel hammers high-performance and versatile.
- Open fist grip ensures ideal handling.

| Air consumption [m³/min] | Min. ø supply air hose inside [mm] | Number of blows | Impact energy [J] | Diam. piston [mm] | Stroke length [mm] | Exposure time [h] | Insertion group | Net weight [kg] | Item no. | Designation |
|---|---|---|---|---|---|---|---|---|---|---|
| 0.3 | 10 | 2,700 | 5 | 20.5 | 40 | 3.6 | EG03 | 2.300 | 80300090 | PH 23 F EG03 |
| | | | | | | | EG05 | 2.300 | 80300110 | PH 23 F EG05 |




## PH 34 F

The chisel hammer with exhaust directed to the front and plastic silencer features a chisel holding spring to hold the chisels.

**Contents:**
1x chisel holding spring MHF 31, 1x damping ring DR D15X7.

**Special features:**
- Can be activated at three bar or above.

- A sophisticated overall concept makes the chisel hammers high-performance and versatile.
- Closed fist grip ensures ideal handling.

| Air consumption [m³/min] | Min. ø supply air hose inside [mm] | Number of blows | Impact energy [J] | Diam. piston [mm] | Stroke length [mm] | Exposure time [h] | Insertion group | Net weight [kg] | Item no. | Designation |
|---|---|---|---|---|---|---|---|---|---|---|
| 0.4 | 10 | 2,300 | 9.2 | 20 | 90 | 1.8 | EG03 | 3.400 | 80300120 | PH 34 F EG03 |
| | | | | | | | EG05 | 3.400 | 80300130 | PH 34 F EG05 |




## PH 66 F-SK

The chisel hammer with exhaust directed to the front and metal silencer features a screw cap instead of a chisel holding spring to hold the chisels. Suitable for hot and melting applications.

**Contents:**
1x screw cap SK PH 66 F-SK, 1x damping ring DR D24.2X35.

**Special features:**
- Can be activated at three bar or above.

- Vibration- and noise-damped, and durable thanks to robust design.
- Closed fist grip ensures ideal handling; safe working due to reliable lock system.

| Air consumption [m³/min] | Min. ø supply air hose inside [mm] | Number of blows | Impact energy [J] | Diam. piston [mm] | Stroke length [mm] | Exposure time [h] | Insertion group | Net weight [kg] | Item no. | Designation |
|---|---|---|---|---|---|---|---|---|---|---|
| 0.4 | 13 | 1,930 | 16 | 29 | 95 | 5.4 | EG06 | 6.600 | 80300140 | PH 66 F-SK EG06 |
| | | | | | | | EG07 | 6.600 | 80300150 | PH 66 F-SK EG07 |
| | | | | | | | EG08 | 6.600 | 80300160 | PH 66 F-SK EG08 |

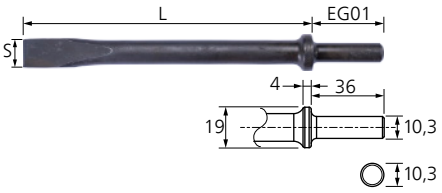


## Chisels EG01

Chisels from **insertion group 01** for air grinders.

| Chisel type | Usable length L [mm] | Width cutting edge S [mm] | Insertion group | Net weight [kg] | Item no. | Designation |
|---|---|---|---|---|---|---|
| Flat chisel | 125 | 15 | EG01 | 0.147 | 98989012 | FM 125X15 EG01 |

*New item*

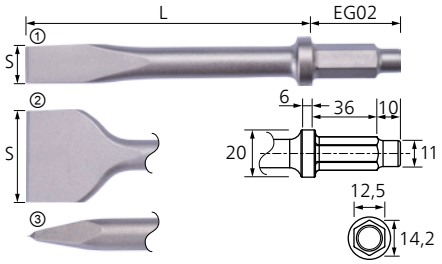


## Chisels EG02

Chisels from **insertion group 02** for air grinders.

| Image | Chisel type | Usable length L [mm] | Width cutting edge S [mm] | Insertion group | Net weight [kg] | Item no. | Designation |
|---|---|---|---|---|---|---|---|
| ① | Flat chisel | 125 | 15 | EG02 | 0.149 | 98989023 | FM 125X15 EG02 |
| | | 250 | 15 | EG02 | 0.284 | 98989024 | FM 250X15 EG02 |
| ② | Wide chisel | 125 | 40 | EG02 | 0.194 | 98989025 | BM 125X40 EG02 |
| ③ | Pointed chisel | 125 | - | EG02 | 0.144 | 98989022 | SM 125 EG02 |
| | | 200 | - | EG02 | 0.225 | 98989021 | SM 200 EG02 |

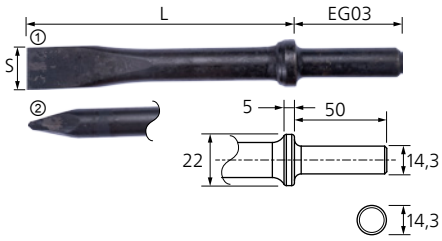


## Chisels EG03

Chisels from **insertion group 03** for air grinders.

| Image | Chisel type | Usable length L [mm] | Width cutting edge S [mm] | Insertion group | Net weight [kg] | Item no. | Designation |
|---|---|---|---|---|---|---|---|
| ① | Flat chisel | 135 | 20 | EG03 | 0.267 | 98989032 | FM 135X20 EG03 |
| ② | Pointed chisel | 150 | - | EG03 | 0.298 | 98989031 | SM 150 EG03 |

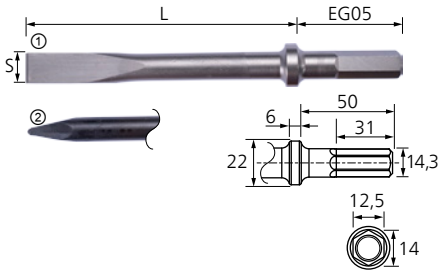


## Chisels EG05

Chisels from **insertion group 05** for air grinders.

| Image | Chisel type | Usable length L [mm] | Width cutting edge S [mm] | Insertion group | Net weight [kg] | Item no. | Designation |
|---|---|---|---|---|---|---|---|
| ① | Flat chisel | 200 | 15 | EG05 | 0.216 | 98989053 | FM 200X15 EG05 |
| | | | 20 | EG05 | 0.376 | 98989054 | FM 200X20 EG05 |
| ② | Pointed chisel | 200 | - | EG05 | 0.368 | 98989051 | SM 200 EG05 |
| | | 250 | - | EG05 | 0.448 | 98989052 | SM 250 EG05 |

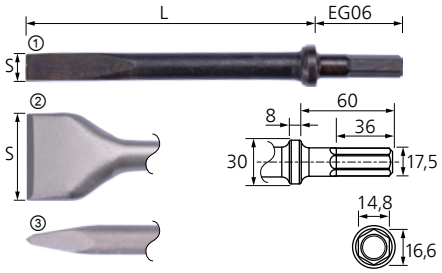


## Chisels EG06

Chisels from **insertion group 06** for air grinders.

| Image | Chisel type | Usable length L [mm] | Width cutting edge S [mm] | Insertion group | Net weight [kg] | Item no. | Designation |
|---|---|---|---|---|---|---|---|
| ① | Flat chisel | 190 | 20 | EG06 | 0.580 | 98989063 | FM 190X20 EG06 |
| | | 450 | 25-30 | EG06 | 1.187 | 98989064 | FM 450X25-30 EG06 |
| ② | Wide chisel | 200 | 60 | EG06 | 0.732 | 98989065 | BM 200X60 EG06 |
| ③ | Pointed chisel | 260 | - | EG06 | 0.721 | 98989061 | SM 260 EG06 |
| | | 350 | - | EG06 | 0.890 | 98989062 | SM 350 EG06 |

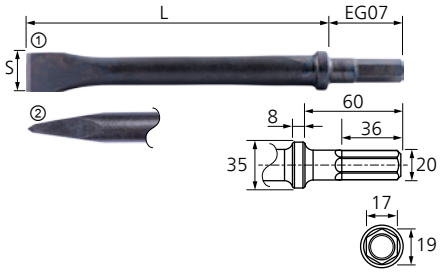


## Chisels EG07

Chisels from **insertion group 07** for air grinders.

| Image | Chisel type | Usable length L [mm] | Width cutting edge S [mm] | Insertion group | Net weight [kg] | Item no. | Designation |
|---|---|---|---|---|---|---|---|
| ① | Flat chisel | 260 | 30 | EG07 | 1.100 | 98989073 | FM 260X30 EG07 |
| | | 450 | 30 | EG07 | 1.500 | 98989074 | FM 450X30 EG07 |
| ② | Pointed chisel | 250 | - | EG07 | 0.859 | 98989071 | SM 250 EG07 |
| | | 450 | - | EG07 | 1.500 | 98989072 | SM 450 EG07 |

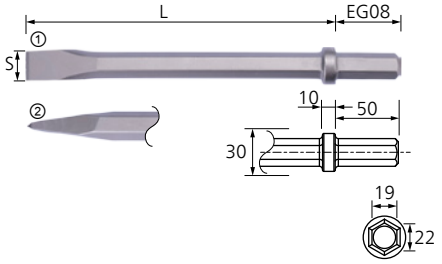


## Chisels EG08

Chisels from **insertion group 08** for air grinders.

| Image | Chisel type | Usable length L [mm] | Width cutting edge S [mm] | Insertion group | Net weight [kg] | Item no. | Designation |
|---|---|---|---|---|---|---|---|
| ① | Flat chisel | 250 | 25 | EG08 | 0.719 | 98989083 | FM 250X25 EG08 |
| | | 450 | 25 | EG08 | 1.206 | 98989084 | FM 450X25 EG08 |
| ② | Pointed chisel | 250 | - | EG08 | 0.704 | 98989081 | SM 250 EG08 |
| | | 600 | - | EG08 | 1.559 | 98989082 | SM 600 EG08 |




## Chisel damping rings for air hammers

Chisel damping rings for rebound in various diameters and lengths. They damp impacts and protect the machine.

**Special features:**
- Reduce vibrations and volume.

| Image | Dia internal [mm] | Length [mm] | Net weight [kg] | Item no. | Designation |
|---|---|---|---|---|---|
| ① | 12 | 7 | 0.003 | 98988201 | DR D12X7 |
| | 14 | 8 | 0.005 | 98988203 | DR D14X8 |
| | 15 | 7 | 0.004 | 98988202 | DR D15X7 |
| | 17 | 10 | 0.005 | 98988206 | DR D17X10 |
| ② | 24.2 | 35 | 0.032 | 98988204 | DR D24,2X35 |
| | 24.7 | 45 | 0.042 | 98988205 | DR D24,7X45 |



## Chisel holding springs

Standard chisel holding springs with different internal diameters.

| Dia internal [mm] | Net weight [kg] | Item no. | Designation |
|---|---|---|---|
| **Standard** | | | |
| 28 | 0.067 | 98988001 | MHF 28 |
| 31 | 0.120 | 98988002 | MHF 31 |
| **Wide** | | | |
| 28 | 0.083 | 98988004 | MHF 28-B |
| 31 | 0.156 | 98988005 | MHF 31-B |
| **Round** | | | |
| 31 | 0.116 | 98988003 | MHF 31-R |

# Chipping hammers and accessories







## PH 8/90 HV

Chipping hammer with exhaust directed to the front and dead man's switch using lever throttle. It is suitable for all tungsten carbide chisels and features a chisel mounting with union nut.

**Contents:**
1.5 m air supply hose with 1/4" male threaded connection and threaded quick coupling (STGI).

**Special features:**
- Ideal for hard-to-reach areas or small surfaces.
- Safe working due to dead man's switch and low vibrations.
- Compact, easy-to-handle grinder.

| Max. operating pressure [bar] | Air consumption [m³/min] | Frequency [strokes/min] | Number of blows | Net weight [kg] | Item no. | Designation |
|---|---|---|---|---|---|---|
| 6.3 | 0.09 | 150 | 9,000 | 1.450 | 80708501 | PH 8/90 HV |



## Chisels for chipping hammers

Flat chisel with tungsten carbide insert in various versions.

| Width cutting edge S [mm] | Net weight [kg] | Item no. | Designation |
|---|---|---|---|
| 10 | 0.036 | 98989001 | HM-FM 100X10 |
| 17 | 0.040 | 98989002 | HM-FM 100X17 |
| 36 | 0.058 | 98989003 | HM-FM 100X36 |

# Filing machines

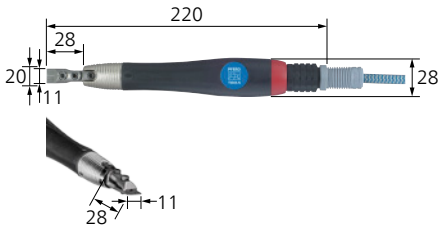





## PFGA 07/220

Air-powered filing machine with exhaust directed to the rear for work on surfaces and in hard-to-reach areas. The drive has a ring throttle version.



**Contents:**
0.32 m exhaust hose and 1.5 m air supply hose with 1/4" female threaded connection and threaded quick coupling (STGA), 1 key (SKS SW 2.5 mm), arbor.

**Special features:**
- Light and easy to handle.
- Tool mountings: Round shank dia. 3 mm slot mounting (L x W x D) 10 x 1.5 x 10 mm for ceramic fibre files.

| Frequency [strokes/min] | Stroke length [mm] | Air consumption at idle [m³/min] | Air consumption under load [m³/min] | Air supply hose internal dia. [mm] | Net weight [kg] | Item no. | Designation |
|---|---|---|---|---|---|---|---|
| 22,000 | 0.7 | 0.05 | 0.03 | 4 | 0.180 | 80600200 | PFGA 07/220 |







## PF 8/90 HV

Sophisticated air-powered filing machine with exhaust directed to the front and dead man's switch using lever throttle. Suitable for files with a round shank.

**Contents:**
1.5 m air supply hose with 1/4" male threaded connection and threaded quick coupling (STGI), 1 key (SKS SW 3 mm).

**Special features:**
- **Tool mounting dia. 4 mm to 6 mm.**
- Smooth running and very precise.
- Very low vibrations.

| Frequency [strokes/min] | Stroke length [mm] | Air consumption at idle [m³/min] | Air consumption under load [m³/min] | Air supply hose internal dia. [mm] | Net weight [kg] | Item no. | Designation |
|---|---|---|---|---|---|---|---|
| 9,000 | 8 | 0.078 | 0.078 | 4.8 | 1.038 | 80600205 | PF 8/90 HV |







## PF 4/84 SV

Sophisticated air-powered filing machine with exhaust directed to the front and push-pull throttle for convenient continuous use. Suitable for files with a round shank, ceramic fibre files and grinding stones.

**Contents:**
1.5 m air supply hose with 1/4" male threaded connection and threaded quick coupling (STGI), 1 key (SKS SW 3 mm).

**Special features:**
- **Tool mounting dia. 3 mm to 4 mm.**
- Smooth running and very precise.
- Very low vibrations.

| Frequency [strokes/min] | Stroke length [mm] | Air consumption at idle [m³/min] | Air consumption under load [m³/min] | Air supply hose internal dia. [mm] | Net weight [kg] | Item no. | Designation |
|---|---|---|---|---|---|---|---|
| 8,400 | 4 | 0.03 | 0.03 | 3 | 0.300 | 80600210 | PF 4/84 SV |




## Arbor SPSH 3–13 mm 3.1

The arbor for the manual filing tool is variably adjustable.

**Special features:**
- Only use in conjunction with AD PF 4.5/4.0.

| $S_d$ [inch] | $L_2$ [mm] | Net weight [kg] | Item no. | Designation |
|---|---|---|---|---|
| 1/8 | 20 | 0.021 | 33509030 | SPSH 3-13 3,1 |



## AD PF 4.5/4.0

Adapter for filing machine.

| Net weight [kg] | Item no. | Designation |
|---|---|---|
| 0.009 | 87200306 | AD PF 4.5/4.0 |

# Needle scalers and accessories




5 Oil /min

## PN 18 HV

The straight needle scaler with exhaust directed to the front and lever throttle is particularly suitable for coatings and solid metal parts as the abrupt needle movements are designed for robust materials.

**Contents:**
1.5 m air supply hose with 1/4" male threaded connection and threaded quick coupling (STGI), spare needle set ENS-PN 18-127 mm.

**Special features:**
- Suitable needle scaler for the needle set with 18 needles.
- Low vibrations.
- Ideal for hard-to-reach areas or small surfaces.

| Air consumption [m³/min] | Min. ø supply air hose inside [mm] | Frequency [strokes/min] | Needle diameter [mm] | Number of needles | Needle length [mm] | Net weight [kg] | Item no. | Designation |
|---|---|---|---|---|---|---|---|---|
| 0.08 | 10 | 6,900 | 3.2 | 18 | 127 | 2.400 | 80600300 | PN 18 HV |




5 Oil /min

## PN 19 P

The needle scaler with pistol grip, exhaust directed to the front and lever throttle is particularly suitable for coatings and solid metal parts as the abrupt needle movements are designed for robust materials.

**Contents:**
1.5 m air supply hose with 1/4" male threaded connection and threaded quick coupling (STGI), spare needle set ENS-PN 19 P-140 mm.

**Special features:**
- Suitable needle scaler for the needle set with 19 needles.
- Low vibrations.
- Ideal for hard-to-reach areas or small surfaces.

| Air consumption [m³/min] | Min. ø supply air hose inside [mm] | Frequency [strokes/min] | Needle diameter [mm] | Number of needles | Needle length [mm] | Net weight [kg] | Item no. | Designation |
|---|---|---|---|---|---|---|---|---|
| 0.11 | 10 | 6,600 | 3.2 | 19 | 140 | 2.400 | 80600310 | PN 19 P |




## PN 28 P

The needle scaler with pistol grip, exhaust directed to the front and lever throttle is particularly suitable for coatings and solid metal parts as the abrupt needle movements are designed for robust materials.

**Contents:**
1.5 m air supply hose with 1/4" male threaded connection and threaded quick coupling (STGI), spare needle set ENS-PN 28 P-140 mm.

**Special features:**
- Suitable needle scaler for the needle set with 28 needles.
- Low vibrations.
- Ideal for hard-to-reach areas or small surfaces.

| Air consumption [m³/min] | Min. ø supply air hose inside [mm] | Frequency [strokes/min] | Needle diameter [mm] | Number of needles | Needle length [mm] | Net weight [kg] | Item no. | Designation |
|---|---|---|---|---|---|---|---|---|
| 0.14 | 10 | 5,500 | 3.2 | 28 | 140 | 3.050 | 80600320 | PN 28 P |



## Spare needle set for needle scalers

Spare needle set with variable number of needles and different lengths, suitable for needle scalers.

**Special features:**
- Other lengths are available on request.

| Needle diameter [mm] | Number of needles | Needle length [mm] | Net weight [kg] | Item no. | Designation |
|---|---|---|---|---|---|
| 3.2 | 18 | 127 | 0.146 | 98989901 | ENS-PN 18 HV-127 mm |
| | 19 | 140 | 0.168 | 98989902 | ENS-PN 19 P-140 mm |
| | 28 | 140 | 0.246 | 98989903 | ENS-PN 28 P-140 mm |

# Marking pens




## MST 32 DV

Compressed-air marking pen with exhaust directed to the front, ring throttle version and very high stroke frequency. For applying markings and labels on metal, glass, plastics. Easy guidance thanks to slim design.



**Contents:**
2.5 m air supply hose with 1/4" male threaded connection and threaded quick coupling (STGI), TC engraving needle.

**Special features:**
- F type with fine engraving needle suitable for applying markings and labels on hardened tool steel.
- M type with medium engraving needle.
- G type with coarse engraving needle.

| Frequency [strokes/min] | Air consumption at idle [m³/min] | Air consumption under load [m³/min] | Air supply hose internal dia. [mm] | Net weight [kg] | Item no. | Designation |
|---|---|---|---|---|---|---|
| 32,000 | 0.03 | 0.02 | 4 | 0.152 | 80600130 | MST 32 DV F |
| | | | | | 80600140 | MST 32 DV M |
| | | | | | 80600150 | MST 32 DV G |



## Replacement TC engraving needles for marking pens

Tungsten carbide engraving needles for marking pens. For applying markings and labels on metal, glass, plastics and on hardened tool steel.

| Needle tip | Net weight [kg] | Item no. | Designation |
|---|---|---|---|
| F (fine) | 0.003 | 98980364 | HM-GN MST32 F |
| M (medium) | 0.003 | 98980365 | HM-GN MST32 M |
| G (coarse) | 0.003 | 98980366 | HM-GN MST32 G |

# Accessories




## Accessories for air grinders

PFERD TOOLS offers various accessories for air grinders.

| Image | Net weight [kg] | Item no. | Designation |
|---|---|---|---|
| **Double nipple** | | | |
| ① | 0.019 | 80801145 | DNA 1/4-1/4 |
| | 0.063 | 80801150 | DNA 1/2-1/2 |
| **Reducing nipple** | | | |
| ② | 0.008 | 80801163 | RNI 1/2 x 1/4 |
| **Threaded nut** | | | |
| ③ | 0.076 | 80801154 | GWI 1/2-1/2 |
| **Sealing ring** | | | |
| ④ | 0.001 | 90000509 | DR 1/8" |
| | | 90000510 | DR 1/4" |
| | | 90000512 | DR 1/2" |
| **Hose nozzles with male thread (steel version)** | | | |
| ⑤ | 0.018 | 80801235 | TGA 8 1/4 ST |
| | 0.022 | 80801234 | TGA 10 1/4 ST |
| | 0.032 | 80801233 | TGA 13 3/8 ST |
| **Quick coupling with male thread** | | | |
| ⑥ | 0.105 | 80900004 | STGA 1/2 NW12 |
| | 0.040 | 80900801 | STGA 1/2-16/AC |

*Continued on next page*

| Image | Net weight [kg] | Item no. | Designation |
|---|---|---|---|
| **Self-closing valve couplings with male thread** | | | |
| ⑦ | 0.062 | 80801065 | VKA 1/4 |
| | 0.072 | 80801070 | VKA 1/2 |
| | 0.313 | 80801066 | VKA 1/2 NW12 |
| **Self-closing valve couplings with male thread with release button** | | | |
| ⑧ | 0.123 | 80801048 | SVKA 1/4 DK |
| | 0.150 | 80801049 | SVKA 1/2 DK |
| **Self-closing valve couplings with female thread** | | | |
| ⑨ | 0.077 | 80801080 | VKI 1/4 |
| | 0.083 | 80801085 | VKI 1/2 |
| **Revolving nozzle** | | | |
| ⑩ | 0.074 | 80800040 | DGT 1/4 |
| | 0.357 | 80800070 | DGT 3/4 |
| | 0.130 | 80800060 | DGT 3/8 |
| | 0.125 | 80800050 | DGT 1/2 |
| **In-line fine filter** | | | |
| ⑪ | 0.117 | 80807045 | SF 24 STG-IG 1/4 |
| | 0.098 | 80807055 | SF 30 STG-IG 1/2 |
| | 0.125 | 80807060 | SF 35 IG1/2-IG1/2 |
| **Frequency damper** | | | |
| ⑫ | 0.067 | 87200247 | FD 47-13,5-29,6 |
| **Maintenance unit** | | | |
| ⑬ | 2.302 | 80802010 | ONG-A 1/4 |
| | 0.944 | 80803005 | ONG-A 1/2 |




## Control device RCK STG 10/800

Control device that enables different handpieces to be actuated precisely. Achieves a maximum rotational speed of 80,000 RPM and keeps it stable during operation.



**Contents:**
Battery or power supply unit must be ordered separately.

**Special features:**
- Equipped with intelligent control electronics.
- Comes with a sturdy design.
- Can run on battery power or with a power supply unit.

| Max. rotational speed [RPM] | Max. power consumption [watts] | Max. power output [watts] | Max. output voltage [volts] | Max. supply voltage [volts] | Net weight [kg] | Item no. | Designation |
|---|---|---|---|---|---|---|---|
| 80,000 | 1,560 | 1,000 | 58 | 58 | 4.930 | 83001000 | RCK STG 10/800 |




## Control device RCK STG 10/800 in L-BOXX

Control device in L-BOXX – for convenient transport. Provides more protection for the control device in mobile use.

**Contents:**
With case (PFERD TOOLS L-BOXX 374 RCK STG) and control device (RCK STG 10/800).

**Special features:**
- Equipped with intelligent control electronics.
- Sturdy, dust-protected housing.
- Can run on battery power or with a power supply unit.

| Max. rotational speed [RPM] | Max. power consumption [watts] | Max. power output [watts] | Max. output voltage [volts] | Max. supply voltage [volts] | Net weight [kg] | Item no. | Designation |
|---|---|---|---|---|---|---|---|
| 80,000 | 1,560 | 1,000 | 58 | 58 | 8.792 | 83001001 | RCK STG 10/800 L-BOXX |




## Control device RCK STG 10/800 with grip in L-BOXX

Control device with grip in L-BOXX for convenient transport. Provides more protection for the control device in mobile use. The grip and reducers ensure that the handpieces are securely fastened to the control device.

**Contents:**
With case (PFERD TOOLS L-BOXX 374 RCK STG WITH GRIP), control device (RCK STG 10/800) as well as grip and reducers (RCK GRIP STG KPL).

**Special features:**
- Equipped with intelligent control electronics.
- Sturdy, dust-protected housing.
- Can run on battery power or with a power supply unit.

| Max. rotational speed [RPM] | Max. power consumption [watts] | Max. power output [watts] | Max. output voltage [volts] | Max. supply voltage [volts] | Net weight [kg] | Item no. | Designation |
|---|---|---|---|---|---|---|---|
| 80,000 | 1,560 | 1,000 | 58 | 58 | 9.152 | 83001002 | RCK STG 10/800 GR L-BOXX |




## Straight handpiece RCK GS 2/800 SP

The RCK handpiece in the **200 W performance class** has a brushless motor with a very stable speed and improved ergonomics.



**Contents:**
2 m handpiece cable, SPZ GR.17 3 mm, 1x blank shank BSC 3 mm, 2 keys (1x MIM SPS DK D 7, 1x MIM ARS HA D 23.5 mm).

**Special features:**
- Slim and lightweight design as well as automatic speed limitation.
- Very high concentricity speed and very quiet.
- Start interlock without clamped tool.

| Rotational speed range [RPM] | Power output [watts] | Max. voltage [volts] | Net weight [kg] | Item no. | Designation |
|---|---|---|---|---|---|
| 80,000 – 40,000 | 180 | 58 | 0.330 | 83002001 | RCK GS 2/800 SP |




## Straight handpiece RCK GS 1/700

The RCK handpiece in the **200 W performance class** has a brushless motor with a very stable speed and improved ergonomics.

**Contents:**
2 m handpiece cable, SPZ GR.18 3 mm, 2 keys (1x SPS VK 4 mm, 1x STS D 2.35 mm).

**Special features:**
- Straight handpiece with aluminium housing with a particularly slim and light design.
- Very high concentricity speed and very quiet.
- Low-maintenance thanks to brushless motor for delicate work.

| Rotational speed range [RPM] | Power output [watts] | Max. voltage [volts] | Net weight [kg] | Item no. | Designation |
|---|---|---|---|---|---|
| 70,000 – 35,000 | 120 | 58 | 0.095 | 83002006 | RCK GS 1/700 |




## Straight handpiece RCK GS 2/600 Z-SP

The RCK handpiece in the **200 W performance class** has a brushless motor with a very stable speed and improved ergonomics.

**Contents:**
2 m handpiece cable, SPZ GR.17 3 mm, 1x blank shank BSC 3 mm, 3 keys (1x MIM SPS DK D 7, 1x DM SW 10/10 mm, 1x BSC 2.35 mm).

**Special features:**
- Slim and lightweight design as well as automatic speed limitation.
- Very high concentricity speed and very quiet.
- Start interlock without clamped tool.

| Rotational speed range [RPM] | Power output [watts] | Max. voltage [volts] | Net weight [kg] | Item no. | Designation |
|---|---|---|---|---|---|
| 60,000 – 30,000 | 150 | 58 | 0.260 | 83002002 | RCK GS 2/600 Z-SP |




## Straight handpiece RCK GS 2/600 SP

The RCK handpiece in the **200 W performance class** has a brushless motor with a very stable speed and improved ergonomics.

**Contents:**
2 m handpiece cable, SPZ GR.17 3 mm, 1x blank shank BSC 3 mm, 2 keys (1x MIM SPS DK D 7, 1x MIM ARS HA D 23.5 mm).

**Special features:**
- Slim and lightweight design as well as automatic speed limitation.
- Very high concentricity speed and very quiet.
- Start interlock without clamped tool.

| Rotational speed range [RPM] | Power output [watts] | Max. voltage [volts] | Net weight [kg] | Item no. | Designation |
|---|---|---|---|---|---|
| 60,000 – 30,000 | 150 | 58 | 0.315 | 83002003 | RCK GS 2/600 SP |




## Straight handpiece RCK GS 2/600

The RCK handpiece in the **200 W performance class** has a brushless motor with a very stable speed and improved ergonomics.

**Contents:**
1.8 m handpiece cable, 2 keys (1x DM SW 10/10 mm, 1x MIM DSTS SW 11x D 2.4 mm), SPZ GR.19 3 mm, 1x blank shank BSC 3 mm.

**Special features:**
- Slim and lightweight design as well as automatic speed limitation.
- Very high concentricity speed and very quiet.

| Rotational speed range [RPM] | Power output [watts] | Max. voltage [volts] | Net weight [kg] | Item no. | Designation |
|---|---|---|---|---|---|
| 60,000 – 30,000 | 150 | 58 | 0.393 | 83002004 | RCK GS 2/600 |




## Straight handpiece RCK GS 2/500 V-SP

The RCK handpiece in the **200 W performance class** has a brushless motor with a very stable speed and improved ergonomics.

**Contents:**
1.8 m handpiece cable, SPZ GR.17 3 mm, 1x blank shank BSC 3 mm, 2 keys (1x MIM ARS HA D 23.5 mm, 1x MIM SPS DK D 7).

**Special features:**
- Slim and lightweight design as well as automatic speed limitation.
- Very high concentricity speed and very quiet.
- Start interlock without clamped tool.

| Rotational speed range [RPM] | Power output [watts] | Max. voltage [volts] | Net weight [kg] | Item no. | Designation |
|---|---|---|---|---|---|
| 50,000 – 25,000 | 150 | 58 | 0.325 | 83002005 | RCK GS 2/500 V-SP |




## Handpieces RCK GS

The RCK handpieces in the 400 W performance class have a brushless motor with a very stable speed and improved ergonomics.

**Contents:**
2 m handpiece cable (RCK AK 2 m), SPZ GR.21 6 mm, 2 keys (2x EM SW 14 mm).

**Special features:**
- Unique, sturdy design for particularly quiet working.
- Low-maintenance due to brushless motor.

| Rotational speed range [RPM] | Power output [watts] | Max. voltage [volts] | Net weight [kg] | Item no. | Designation |
|---|---|---|---|---|---|
| 40,000 – 20,000 | 380 | 58 | 0.885 | 83004001 | RCK GS 4/400 |
| 10,000 – 5,000 | 380 | 58 | 0.877 | 83004002 | RCK GS 4/100 |
| 5,000 – 2,500 | 380 | 58 | 0.877 | 83004003 | RCK GS 4/50 |




## Handpieces RCK GS M

The RCK handpieces in the 400 W performance class have a brushless motor with a very stable speed and improved ergonomics.



**Contents:**
2 m handpiece cable (RCK AK 2 m), collet SPZ GR.6 6 mm, 2 keys (1x EM SW 11 mm, 1x EM SW 14 mm).

**Special features:**
- Medium-length design for use when access is restricted.
- High-performance angle handpieces with an innovative, robust design for particularly quiet working.
- Low-maintenance due to brushless motor.

| Rotational speed range [RPM] | Power output [watts] | Max. voltage [volts] | Net weight [kg] | Item no. | Designation |
|---|---|---|---|---|---|
| 10,000 – 5,000 | 380 | 58 | 1.260 | 83004020 | RCK GS 4/100 M |
| 5,000 – 2,500 | 380 | 58 | 1.260 | 83004026 | RCK GS 4/50 M |

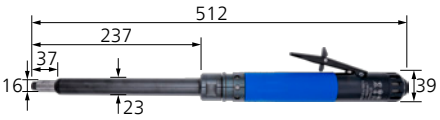


## Handpieces RCK GS V

The RCK handpieces in the 400 W performance class have a brushless motor with a very stable speed and improved ergonomics.



**Contents:**
2 m handpiece cable (RCK AK 2 m), collet SPZ GR.6 6 mm, 2 keys (1x EM SW 11 mm, 1x EM SW 14 mm).

**Special features:**
- Extended design, ideal for working in hard-to-reach areas.
- High-performance straight handpieces with an innovative, robust design for particularly quiet working.
- Low-maintenance due to brushless motor.

| Rotational speed range [RPM] | Power output [watts] | Max. voltage [volts] | Net weight [kg] | Item no. | Designation |
|---|---|---|---|---|---|
| 10,000 – 5,000 | 380 | 58 | 1.460 | 83004025 | RCK GS 4/100 V |
| 5,000 – 2,500 | 380 | 58 | 1.460 | 83004027 | RCK GS 4/50 V |




## Angle handpieces RCK WS 1/300 90° S3

The RCK handpieces in the performance class up to 200 W have a brushless motor with a very stable speed and improved ergonomics.

**Contents:**
2 m handpiece cable, collet SPZ GR.18 3 mm, 2 keys (1x MIM ARH, 1x DM SW 4/4 mm), 1x blank shank BSC 3 mm.

**Special features:**
- Slim and lightweight design as well as automatic speed limitation.
- Very high concentricity speed and very quiet.
- With 90° angle head for optimum access to hard-to-reach areas.

| Rotational speed range [RPM] | Power output [watts] | Max. voltage [volts] | Net weight [kg] | Item no. | Designation |
|---|---|---|---|---|---|
| 30,000 – 15,000 | 120 | 58 | 0.175 | 83002015 | RCK WS 1/300 90° |



*New item*




## Angle handpiece RCK WS 1/300 45°

The RCK handpiece in the **200 W performance class** has a brushless motor with a very stable speed and improved ergonomics.

**Contents:**
2 m handpiece cable, collet SPZ GR.18 3 mm, 2 keys (1x MIM ARH, 1x DM SW 4/4 mm), 1x blank shank BSC 3 mm.

**Special features:**
- Slim and lightweight design as well as automatic speed limitation.
- Very high concentricity speed and very quiet.
- With 45° angle head for optimum access to corners and hard-to-reach areas.

| Rotational speed range [RPM] | Power output [watts] | Max. voltage [volts] | Net weight [kg] | Item no. | Designation |
|---|---|---|---|---|---|
| 30,000 – 15,000 | 120 | 58 | 0.175 | 83002016 | RCK WS 1/300 45° |




## Angle handpieces RCK WS 90°

The RCK angle handpieces in the 400 W performance class have a brushless motor with a very stable speed and improved ergonomics. Ideal for work in hard-to-reach areas.



**Contents:**
2 m handpiece cable (RCK AK 2 m), SPZ GR.6 6 mm, 2 keys (1x EM SW 11 mm, 1x EM SW 14 mm).

**Special features:**
- High-performance angle handpieces with an innovative, robust design for particularly quiet working.
- The 90° angle head is ideally suited to working in hard-to-reach areas.
- Low-maintenance due to brushless motor.

| Rotational speed range [RPM] | Power output [watts] | Max. voltage [volts] | Net weight [kg] | Item no. | Designation |
|---|---|---|---|---|---|
| 20,000 – 10,000 | 380 | 58 | 1.171 | 83004011 | RCK WS 4/200 90° |
| 10,000 – 5,000 | 380 | 58 | 1.178 | 83004012 | RCK WS 4/100 90° |
| 5,000 – 2,500 | 380 | 58 | 1.180 | 83004015 | RCK WS 4/50 90° |




## Angle handpieces RCK WS 45°

The RCK angle handpieces in the 400 W performance class have a brushless motor with a very stable speed and improved ergonomics. Ideal for work in hard-to-reach areas.

**Contents:**
2 m handpiece cable (RCK AK 2 m), collet SPZ GR.6 6 mm, 2 keys (1x EM SW 11 mm, 1x EM SW 14 mm).

**Special features:**
- High-performance angle handpieces with an innovative, robust design for particularly quiet working.
- With 45° angle head for optimum access to corners and hard-to-reach areas.
- Low-maintenance due to brushless motor.

| Rotational speed range [RPM] | Power output [watts] | Max. voltage [volts] | Net weight [kg] | Item no. | Designation |
|---|---|---|---|---|---|
| 25,000 – 15,000 | 380 | 58 | 1.250 | 83004032 | RCK WS 4/250 45° |
| 7,000 – 3,500 | 380 | 58 | 1.180 | 83004034 | RCK WS 4/70 45° |



*New item*




## RCK B belt grinder handpieces

RCK belt grinder handpieces in the 400-watt performance class in a robust design. Low-maintenance thanks to brushless motor.

**Contents:**
2 m handpiece cable (RCK AK 2 m), 2 keys (1x SKS SW 3 mm, 1x SKS SW 4 mm), protective cover.

**Special features:**
- Suitable for belt grinder attachment arms from group 2.
- *The BSAD 41/36 x 610 belt grinding adapter achieves a belt length of 610 mm.

| Belt speed [m/s] | Power output [watts] | Suitable belt width [mm] | Suitable belt length [mm] | Net weight [kg] | Item no. | Designation |
|---|---|---|---|---|---|---|
| 12 – 24.1 | 380 | 3-16 | 520 | 1.365 | 83004021 | RCK B 4/200 |
| 6 – 12 | 380 | 3-16 | 520 | 1.358 | 83004022 | RCK B 4/100 |




## RCK motors M

The RCK motors in the 400 W performance class have a brushless motor with a very stable speed and DIN 10 connection. Are designed for the use of rigid extensions, making them ideal for working in areas that are particularly hard to reach.

**Contents:**
2 m handpiece cable (RCK AK 2 m), 2 keys (STS D 4 mm).

**Special features:**
- Powerful motor with a robust design.
- Low-maintenance due to brushless motor.

| Rotational speed range [RPM] | Power output [watts] | Max. voltage [volts] | Net weight [kg] | Item no. | Designation |
|---|---|---|---|---|---|
| 25,000 – 18,000 | 380 | 58 | 0.879 | 83004041 | RCK M 4/250 |
| 10,000 – 5,000 | 380 | | 0.881 | 83004042 | RCK M 4/100 |

# Accessories for RCK system




## High-performance rechargeable battery RCK BAT

High-performance rechargeable battery with 50.4 V nominal voltage.



**Special features:**
- Work safely with safety extra-low voltage.
- Overload protection.

| Cell type | Nominal voltage [volts] | Nominal capacity [Ah] | Energy [Wh] | Net weight [kg] | Item no. | Designation |
|---|---|---|---|---|---|---|
| Lithium-ion | 50.4 | 5.6 | 282.24 | 1.950 | 98990001 | RCK BAT |



*New item*




## Rapid charger RCK SL

Rapid charger with universal IEC power connector.

**Contents:**
2 m power cable with mains connector.

| Input voltage [VAC] | Frequency [Hz] | Max. power consumption [watts] | Max. charging current [A] | Net weight [kg] | Item no. | Designation |
|---|---|---|---|---|---|---|
| 100 – 240 | 50 – 60 | 300 | 4.6 | 1.219 | 98990010 | RCK SL |




## Rapid charger RCK SL in L-BOXX

The RCK rapid charger in the L-BOXX – convenient transport and reliable protection while on the go. Integrated mounting for RCK-BAT.

**Contents:**
With case (PFERD TOOLS L-BOXX 136 RCK) and rapid charger (RCK SL) with 2 m power cable with mains connector.

| Input voltage [VAC] | Frequency [Hz] | Max. power consumption [watts] | Max. charging current [A] | Net weight [kg] | Item no. | Designation |
|---|---|---|---|---|---|---|
| 100 – 240 | 50 – 60 | 300 | 4.6 | 3.935 | 98990013 | RCK SL L-BOXX |




## Electronic power supply unit RCK NT

Electronic power supply unit with universal IEC power connector and dust-protected housing.



**Contents:**
2 m power cable with mains connector.

| Input voltage [V/V] | Nominal current [A/A] | Frequency [Hz] | Nominal voltage [volts] | Net weight [kg] | Item no. | Designation |
|---|---|---|---|---|---|---|
| 120 / 240 | 9 / 6.5 | 50 – 60 | 57.5 | 5.610 | 98990020 | RCK NT |




## Electronic power supply unit RCK NT in L-BOXX

The RCK power supply unit in the L-BOXX enables convenient transport and optimum protection while on the go.

**Contents:**
With case (PFERD TOOLS L-BOXX 238 RCK NT) and power supply unit with EU plug (RCK NT).

| Input voltage [V/V] | Nominal current [A/A] | Frequency [Hz] | Nominal voltage [volts] | Net weight [kg] | Item no. | Designation |
|---|---|---|---|---|---|---|
| 120 / 240 | 9 / 6.5 | 50 – 60 | 57.5 | 8.947 | 98990023 | RCK NT L-BOXX |




## Foot switch RCK FU-R

Vario foot switch which can be connected on the rear of the RCK control device and can be used to control the rotational speed of the RCK handpieces.

| Net weight [kg] | Item no. | Designation |
|---|---|---|
| 0.845 | 98990030 | RCK FU-R |




## Foot switch RCK FU-E/A

On/off foot switch which can be connected on the rear of the RCK control device and can be used to switch the RCK handpieces on and off.

| Net weight [kg] | Item no. | Designation |
|---|---|---|
| 0.310 | 98990031 | RCK FU-E/A |




## Handpiece support set RCK HA A SET

The RCK handpiece support set makes it possible to keep the handpieces tidy and secure on the control device.



**Contents:**
2x pan head screws M5 x 251, key (SKS SW 3 mm)

| Net weight [kg] | Item no. | Designation |
|---|---|---|
| 0.030 | 98991074 | RCK HA A-SET |




## Grip and reducers RCK GR STG KPL

The grip and the reducers are fastened to the control device. The set consists of an RCK grip which makes it easier to transport the RCK control device, plus two handpiece reducers for secure placement with a diameter of 24 mm and two with a diameter of 30 mm.

**Contents:**
2x handpiece holder reducer RCK D24,
2x handpiece holder reducer RCK D30,
4x pan head screw M5 x 25, key (SKS SW 3 mm)

**Special features:**
- Ensure that the handpieces are securely fastened to the control device.

| Net weight [kg] | Item no. | Designation |
|---|---|---|
| 0.280 | 98991100 | RCK GR STG KPL |



## Connecting cable RCK AK

RCK connecting cable measuring 1.5 m, 2 m, 3 m and 5 m for the use of RCK handpieces. Only suitable for **RCK handpieces > 300 watts**.

| Length [m] | Net weight [kg] | Item no. | Designation |
|---|---|---|---|
| 1.5 | 0.196 | 98990040 | RCK AK 1.5 m |
| 2 | 0.246 | 98990041 | RCK AK 2 m |
| 3 | 0.346 | 98990042 | RCK AK 3 m |
| 5 | 0.546 | 98990043 | RCK AK 5 m |




## MIM STG3S 3/800

Micro motor control device with high power stability for steplessly controlling the rotational speed of micro motor handpieces.The rotational speed control can be provided by hand or via foot switch.

**Contents:**
2 m power cable with mains connector,
2 handpiece supports.

**Special features:**
- Max. 80,000 RPM clockwise rotation, max. 30,000 RPM anti-clockwise rotation.
- 2 switchable connection sockets for micro motor handpieces.
- 4 free rotational speed storage spaces per connected handpiece.

| For micro motor handpieces [RPM] | Power output [watts] | Voltage [volts] 50–60 Hz | Output voltage [volts] | Net weight [kg] | Item no. | Designation |
|---|---|---|---|---|---|---|
| 80,000 – 1,000 | 350 | 230 | 50 | 2.980 | 83000025 | MIM STG3S 3/800 |




## MIM STG2S 3/600

Micro motor control device with high power stability for controlling the rotational speed of micro motor handpieces. Stepless rotational speed control can be provided by hand or via foot switch.

**Contents:**
2 m power cable with mains connector,
2 handpiece supports.

**Special features:**
- Max. 60,000 RPM clockwise rotation, max. 30,000 RPM anti-clockwise rotation.

| For micro motor handpieces [RPM] | Power output [watts] | Voltage [volts] 50–60 Hz | Output voltage [volts] | Net weight [kg] | Item no. | Designation |
|---|---|---|---|---|---|---|
| 60,000 – 1,000 | 260 | 230 | 36 | 2.338 | 83000020 | MIM STG2S 3/600 |

# Micro motor handpieces




## Micro motor handpiece MIM HAS 3/800 SP3

Micro motor handpiece with high power stability, very high rotation accuracy and brushless motor.

**Contents:**
1.8 m handpiece cable, SPZ GR.17 3 mm, 1x blank shank BSC 3 mm, 2 keys (1x MIM ARS HA D 23.5 mm, 1x MIM SPS DK D 7).

**Special features:**
- Automatic speed limitation.
- Start interlock without clamped tool.

| Rotational speed range [RPM] | Power consumption [watts] | Power output [watts] | Nominal voltage [volts] | Net weight [kg] | Item no. | Designation |
|---|---|---|---|---|---|---|
| **Compatible with STG3S** | | | | | | |
| 80,000 – 1,000 | 350 | 180 | 50 | 0.330 | 83000120 | MIM HAS 3/800 SP3 |




## Micro motor handpiece MIM HAS 2/600 SP3

Micro motor handpiece with high power stability, very high rotation accuracy and brushless motor.

**Contents:**
1.8 m handpiece cable, SPZ GR.17
3 mm, 1x blank shank BSC 3 mm, 3 keys
(1x MIM SPS DK 7, 1x DM SW 10/10 mm,
1x BSC 2.35 mm).

**Special features:**
- Automatic speed limitation.
- Start interlock without clamped tool.

| Rotational speed range [RPM] | Power consumption [watts] | Power output [watts] | Nominal voltage [volts] | Net weight [kg] | Item no. | Designation |
|---|---|---|---|---|---|---|
| **Compatible with STG3S and STG2S** | | | | | | |
| 60,000 – 1,000 | 260 | 150 | 36 / 50 | 0.260 | 83000102 | MIM HAS 2/600 SP3 |




## Micro motor handpiece MIM HAS 3/600 SP3

Micro motor handpiece with high power stability, very high rotation accuracy and brushless motor.

**Contents:**
1.8 m handpiece cable, SPZ GR.17 3 mm, 1x blank shank BSC 3 mm, 2 keys (1x MIM ARS HA D 23.5 mm, 1x MIM SPS DK D 7).

**Special features:**
- Automatic speed limitation.
- Start interlock without clamped tool.

| Rotational speed range [RPM] | Power output [watts] | Nominal voltage [volts] | Net weight [kg] | Item no. | Designation |
|---|---|---|---|---|---|
| **Compatible with STG3S and STG2S** | | | | | |
| 60,000 – 1,000 | 150 | 36 / 50 | 0.315 | 83000103 | MIM HAS 3/600 SP3 |




## Micro motor handpiece MIM HAS 3/600 S3

Micro motor handpiece with high power stability, very high rotation accuracy and brushless motor.

**Contents:**
1.8 m handpiece cable, 2 keys (1x DM SW 10/10 mm, 1x MIM DSTS SW 11x D 2.4 mm), SPZ GR.19 3 mm, 1x blank shank BSC 3 mm.

**Special features:**
- Automatic speed limitation.

| Rotational speed range [RPM] | Power consumption [watts] | Power output [watts] | Nominal voltage [volts] | Net weight [kg] | Item no. | Designation |
|---|---|---|---|---|---|---|
| **Compatible with STG3S and STG2S** | | | | | | |
| 60,000 – 1,000 | 260 | 150 | 36 / 50 | 0.393 | 83000110 | MIM HAS 3/600 S3 |




## Micro motor handpiece MIM HAS 3/500 VS-SP3

Micro motor handpiece with high power stability, very high rotation accuracy and brushless motor.

**Contents:**
1.8 m handpiece cable, SPZ GR.17 3 mm, 1x blank shank BSC 3 mm, 2 keys (1x MIM ARS HA D 23.5 mm, 1x MIM SPS DK D 7).

**Special features:**
- Automatic speed limitation.
- Start interlock without clamped tool.

| Rotational speed range [RPM] | Power consumption [watts] | Power output [watts] | Nominal voltage [volts] | Net weight [kg] | Item no. | Designation |
|---|---|---|---|---|---|---|
| **Compatible with STG3S and STG2S** | | | | | | |
| 50,000 – 1,000 | 260 | 150 | 36 / 50 | 0.325 | 83000105 | MIM HAS 3/500 VS-SP3 |




## Micro motor handpiece MIM WZS 3/300 90° S3

Micro motor handpiece with high power stability, very high rotation accuracy and brushless motor.

**Contents:**
1.8 m handpiece cable, SPZ GR.18 3 mm, 1x blank shank BSC 3 mm, 2 keys (1x MIM ARH, 1x DM SW 4/4 mm).

**Special features:**
- Automatic speed limitation.
- The 90° angle head is ideally suited to working in hard-to-reach areas.

| Rotational speed range [RPM] | Power consumption [watts] | Power output [watts] | Nominal voltage [volts] | Net weight [kg] | Item no. | Designation |
|---|---|---|---|---|---|---|
| **Compatible with STG3S and STG2S** | | | | | | |
| 30,000 – 1,000 | 260 | 120 | 36 / 50 | 0.238 | 83000150 | MIM WZS 3/300 90° S3 |




## Micro motor handpiece MIM WZS 3/300 45° S3

Micro motor handpiece with high power stability, very high rotation accuracy and brushless motor.

**Contents:**
1.8 m handpiece cable, SPZ GR.18 3 mm, 1x blank shank BSC 3 mm, 2 keys (1x MIM ARH, 1x DM SW 4/4 mm).

**Special features:**
- Automatic speed limitation.
- The 45° inclination of the angle head is ideal for working in corners and hard-to-reach areas.

| Rotational speed range [RPM] | Power consumption [watts] | Power output [watts] | Nominal voltage [volts] | Net weight [kg] | Item no. | Designation |
|---|---|---|---|---|---|---|
| **Compatible with STG3S and STG2S** | | | | | | |
| 30,000 – 1,000 | 260 | 120 | 36 / 50 | 0.185 | 83000160 | MIM WZS 3/300 45° S3 |

# Accessories for micro motor systems




## Accessories for micro motor systems

PFERD TOOLS offers a Vario micro motor foot switch for stepless rotational speed control, a micro motor foot switch for switching on and off, and a 3 m micro motor extension cable for handpieces as accessories for micro motor systems.

| Image | Net weight [kg] | Item no. | Designation |
|---|---|---|---|
| **Vario foot switch MIM FU-R** | | | |
| ① | 0.845 | 83000070 | MIM FU-R |
| **On/off foot switch MIM FU-E/A** | | | |
| ② | 0.310 | 83000080 | MIM FU-E/A |
| **Extension cable MIM VLK HAS/WZS 3 m** | | | |
| ③ | 0.152 | 90014007 | MIM VLK HAS/WZS 3 m |




## EGER 8/280

Electric straight grinder which meets the highest technical standards and incorporates the latest ergonomic findings and requirements. The digital electronics enable a constant rotational speed to be maintained.

**Contents:**
4 m power cable with mains connector, SPZ GR.22 6 mm, 2 keys (1x EM SW 13 mm, 1x EM SW 17 mm).

**Special features:**
- Stepless rotational speed regulation.
- Overload protection.
- Smooth start-up to protect people, tools and the drive.

| Rotational speed range [RPM] | Power consumption [watts] | Power output [watts] | Voltage [volts] 50–60 Hz | Net weight [kg] | Item no. | Designation |
|---|---|---|---|---|---|---|
| 28,000 – 8,500 | 750 | 410 | 230 | 1.800 | 83108280 | EGER 8/280 |




## EGER 8/280 E

Electric straight grinder with elastic bearing; meets the highest technical standards and incorporates the latest ergonomic findings and requirements. The digital electronics enable a constant rotational speed to be maintained.



**Contents:**
4 m power cable with mains connector, SPZ GR.22 6 mm, 2 keys (1x EM SW 13 mm, 1x EM SW 17 mm).

**Special features:**
- Stepless rotational speed regulation.
- Overload protection.
- Smooth start-up to protect people, tools and the drive.

| Rotational speed range [RPM] | Power consumption [watts] | Power output [watts] | Voltage [volts] 50–60 Hz | Net weight [kg] | Item no. | Designation |
|---|---|---|---|---|---|---|
| 28,000 – 8,500 | 750 | 410 | 230 | 1.800 | 83108290 | EGER 8/280 E |




## EGER 8/90

Electric straight grinder which meets the highest technical standards and incorporates the latest ergonomic findings and requirements. The digital electronics enable a constant rotational speed to be maintained.

**Contents:**
4 m power cable with mains connector, SPZ GR.22 6 mm, 2 keys (1x EM SW 13 mm, 1x EM SW 17 mm).

**Special features:**
- Stepless rotational speed regulation.
- Overload protection.
- Smooth start-up to protect people, tools and the drive.

| Rotational speed range [RPM] | Power consumption [watts] | Power output [watts] | Voltage [volts] 50–60 Hz | Net weight [kg] | Item no. | Designation |
|---|---|---|---|---|---|---|
| 9,000 – 2,500 | 710 | 410 | 230 | 1.800 | 83108090 | EGER 8/90 |




## EBER 8/280

Electric belt grinder with a **belt length of 520 mm (*610 mm) x width 3 – 20 mm**. The belt arm can be changed without a key. With stepless rotational speed control.

**Contents:**
4 m power cable with mains connector, 1 belt arm BSVA 9/24 x 520 (belt grinder attachment arm group 4), protective cover SDVH.

**Special features:**
- *Possible with an **EBSA 610 adapter.**
- Digital electronics for constant rotational speed and overload protection.
- Smooth start-up to protect people, tools and the drive.

| Belt speed [m/s] | Power consumption [watts] | Power output [watts] | Voltage [volts] 50–60 Hz | Net weight [kg] | Item no. | Designation |
|---|---|---|---|---|---|---|
| 12 – 32 | 800 | 550 | 230 | 2.100 | 83208280 | EBER 8/280 |



## Adapter for belt grinder attachment arm group 4

Enables the use of belts with a **belt length of 610 mm and a belt width of 3 – 20 mm**.

| Suitable belt length [mm] | Net weight [kg] | Item no. | Designation |
|---|---|---|---|
| 610 | 0.075 | 84200700 | EBSA 610 |



## Protective cover for EBER 8/280

PFERD TOOLS offers protective covers for PFERD TOOLS belt grinders.

| Net weight [kg] | Item no. | Designation |
|---|---|---|
| 0.051 | 98960081 | SDVH |

# Belt grinder attachment arm group 4




## Belt grinder attachment arm BSVA 9/24

Belt grinder attachment arm in robust design allowing easy, quick belt replacement due to spring clamping. The belt grinder attachment can be pivoted on the respective drive system or handpiece and therefore allows flexible adaptation to each individual work situation.

**Special features:**
- Suitable for universal use.
- Extremely slim fixing lugs on the facing roller.

| Width x roll dia. [mm] | Suitable belt width [mm] | Suitable belt length [mm] | Net weight [kg] | Item no. | Designation |
|---|---|---|---|---|---|
| 9 x 24 | 3, 6, 9, 12, 16 | 520, 610 | 0.073 | 84200701 | BSVA 9/24x520 |




## Belt grinder attachment arm BSVA 4/18

Belt grinder attachment arm in robust design allowing easy, quick belt replacement due to spring clamping. The belt grinder attachment can be pivoted on the respective drive system or handpiece and therefore allows flexible adaptation to each individual work situation.

**Special features:**
- Suitable for surface work.
- Use of the full roller width.
- Extremely slim fixing lugs on the facing roller.

| Width x roll dia. [mm] | Suitable belt width [mm] | Suitable belt length [mm] | Net weight [kg] | Item no. | Designation |
|---|---|---|---|---|---|
| 4 x 18 | 3, 6, 9 | 520, 610 | 0.060 | 84200702 | BSVA 4/18x520 |




## Belt grinder attachment arm BSVA 16/19

Belt grinder attachment arm in robust design allowing easy, quick belt replacement due to spring clamping. The belt grinder attachment can be pivoted on the respective drive system or handpiece and therefore allows flexible adaptation to each individual work situation.

**Special features:**
- Suitable for surface work.
- Use of the full roller width.
- Extremely slim fixing lugs on the facing roller.

| Width x roll dia. [mm] | Suitable belt width [mm] | Suitable belt length [mm] | Net weight [kg] | Item no. | Designation |
|---|---|---|---|---|---|
| 16 x 19 | 16, 20 | 520, 610 | 0.100 | 84200703 | BSVA 16/19x520 |

# Drive systems with DIN 10/DIN 15
## General information

### How to find the matching flexible shaft to your drive





Here you will find a selection of flexible shafts for the individual drives in line with the explanation below.

Flexible shafts and handpieces/attachments must always be selected according to the required rotational speed and power output. Maximum cost-effectiveness is achieved through the combination of a high-performance tool and an optimal drive.

① **Drive**
Alternative drives with DIN 10 connection (exceptions: DIN 15).

② **Flexible shaft (BW)**
Possible flexible shafts.

③ **Rotational speed [RPM]**
Rotational speed range of the drive system.

④ **Rotational speed range** for flexible shafts and handpieces.

⑤ **Connection**
Drive-side connection DIN 10 / DIN 15 and handpiece-side connections (G16 to G28 and DPF, SRF).

⑥ **Suitable flexible shaft**
● ideally suitable
○ suitable
– unsuitable

| ① Drive motor ▶ | | EMER 8/280 BW | EMER 8/90 BW | RUER 8/180 SI | MMEW 11/120 | MEW 18/240 ME 22/240 | MEW 18/150 ME 22/150 | MME 40/150 DIN 15 |
|---|---|---|---|---|---|---|---|---|
| ③ Rotational speed range [RPM] ▶ | | 28,000–8,500 | 9,000–2,500 | 18,000–500 | 12,000–800 | 24,000–100 | 15,000–100 | 15,000–100 |
| ② Flexible shafts ▼ | ④ Drive [RPM] ▼ | | | | | | | |
| BW 4 DIN 10/G16 | 40,000– 15,000 | ⑥ ○ | – | ○ | – | ○ | ○ | – |
| BW 4 PST-T DIN 10 ⑤ | 7,650– 1,500 | – | ● | ● | ● | ○ | ○ | – |
| BW 6 DIN 10/G16 | 25,000– 11,000 | ● | – | ● | ○ | ● | ○ | – |
| BW 6 Z DIN 10/DPF<br>BW 6 Z DIN 10/SRF | 18,000– 9,000 | ○ | – | ● | ○ | ○ | ○ | – |
| BW 7 DIN 10/G22 | 25,000– 11,000 | ● | – | ○ | ○ | ● | ○ | – |
| BW 7 PST-T DIN 10 | 4,250– 1,500 | – | ○ | ○ | ● | ○ | ○ | – |
| BW 10 SE 11 DIN 10/G28 | 18,000– 750 | ○ | ○ | – | ○ | ● | ● | – |
| BW 10 SE 11 DIN 15/G28 | 18,000– 750 | – | – | – | – | – | – | ● |
| BW 12 DIN 10/G28 | 12,000– 850 | – | – | – | – | ● | ● | – |
| BW 12 DIN 15/G28 | 12,000– 850 | – | – | – | – | – | – | ● |
| FS-BW 7 DIN 10/G22 | 25,000– 11,000 | ● | – | ○ | ○ | ● | ○ | – |
| FS-BW 10 DIN 10/G28 | 18,000– 750 | ○ | ○ | – | ○ | ● | ● | – |
| FS-BW 12 DIN 10/G28 | 12,000– 850 | – | – | – | – | ● | ● | – |

All data is also valid for flexible shaft versions without handpieces and 2-metre versions.

# Drive systems with DIN 10/DIN 15

## Flexible shaft drives – EL motors for flexible shafts and accessories




### EMER 8/280 BW

Electronic flexible shaft drive with stepless rotational speed control and DIN 10 flexible shaft connection. With digital electronics for constant rotational speed.



**Contents:**
4 m power cable with mains connector, 2 keys (STS D 4 mm).

**Special features:**
- A pipe stand protects the drive.
- Overload protection.
- Smooth start-up to protect people, tools and the drive.

| Rotational speed range [RPM] | Power consumption [watts] | Power output [watts] | Voltage [volts] 50–60 Hz | Plug | Net weight [kg] | Item no. | Designation |
|---|---|---|---|---|---|---|---|
| 28,000 – 8,500 | 750 | 410 | 230 | with | 2.500 | 85206400 | EMER 8/280 BW |




### EMER 8/90 BW

Electronic flexible shaft drive with stepless rotational speed control and DIN 10 flexible shaft connection. With digital electronics for constant rotational speed.



**Contents:**
4 m power cable, 2 keys (STS D 4 mm).

**Special features:**
- A pipe stand protects the drive.
- Overload protection.
- Smooth start-up to protect people, tools and the drive.

| Rotational speed range [RPM] | Power consumption [watts] | Power output [watts] | Voltage [volts] 50–60 Hz | Plug | Net weight [kg] | Item no. | Designation |
|---|---|---|---|---|---|---|---|
| 9,000 – 2,500 | 710 | 410 | 230 | with | 2.500 | 85206410 | EMER 8/90 BW |

# Drive systems with DIN 10/DIN 15

## Flexible shaft drives for Record Universal Motor and accessories




### RUER 8/180 SI

Electronic flexible shaft drive with DIN 10 flexible shaft connection and robust design for heavy-duty use and stepless rotational speed control. Particularly suitable for use in tool and mould construction.

**Contents:**
2.5 m power cable with mains connector, 2.25 m connecting cable, 2 keys (STS D 4 mm).

**Special features:**
- Electronics for constant rotational speed.
- Overload protection.
- Very little noise generated.

| Rotational speed range [RPM] | Power consumption [watts] | Power output [watts] | Voltage [volts] 50–60 Hz | Plug | Net weight [kg] | Item no. | Designation |
|---|---|---|---|---|---|---|---|
| 18,000 – 500 | 1,020 | 600 | 230 | with | 1.650 | 85205710 | RUER 8/180 SI |




### Accessories for tool drives RUER

Table stand for attachment to bench tops up to 65 mm thick with screw clamp. The support matches the table stand and allows optimum placement of the various handpieces, ready for use.

| Image | Description | Net weight [kg] | Item no. | Designation |
|---|---|---|---|---|
| ① | Table stand | 2.170 | 86320001 | TS L 1400 |
| ② | Handpiece support | 0.450 | 86320005 | TSA L 1400 |

## Flexible shaft drives for Mini-Mammoth Electronic and accessories




### MMEW 11/120

Electronic flexible shaft drive with DIN 10 flexible shaft connection and robust design for heavy-duty use, stepless rotational speed control and very little noise generated.

**Contents:**
2.5 m power cable with mains connector, 2 keys (STS D 4 mm).

**Special features:**
- Most powerful and stable torque with stepless rotational speed control.
- Mounted grinding and polishing tools with diameter ≥ 60 mm are not suitable for continuous use with the Mini-Mammoth Electronic.
- With smooth start-up to protect people, tools and the drive as well as overload protection.

| Rotational speed range [RPM] | Power consumption [watts] | Power output [watts] | Voltage [volts] 50–60 Hz | Plug | Net weight [kg] | Item no. | Designation |
|---|---|---|---|---|---|---|---|
| 12,000 – 800 | 1,100 | 800 | 230 | with | 7.900 | 85205800 | MMEW 11/120 |

# Drive systems with DIN 10/DIN 15

## Flexible shaft drives for Mammoth Electronic and accessories




### MEW 18/240

Electronic flexible shaft drive with DIN 10 flexible shaft connection, generates very little noise and has 1-phase alternating current and high torque, even at low rotational speeds. Achieves a maximum rotational speed of 24,000 RPM.

**Contents:**
4 m power cable with mains connector, 2 Allen keys.

**Special features:**
- Most powerful and stable torque with step-less rotational speed control.
- Removable operating console with pos-sibility of extension, e.g. hanging design for work in boilers.
- With smooth start-up to protect people, tools and the drive as well as overload protection.

| Rotational speed range [RPM] | Power con-sumption [watts] | Power output [watts] | Voltage [volts] 50–60 Hz | Plug | Net weight [kg] | Item no. | Designation |
|---|---|---|---|---|---|---|---|
| 24,000 – 100 | 2,000 | 1,500 | 200 – 240 | with | 24.500 | 85202037 | MEW 18/240 |




### ME 22/240

Electronic flexible shaft drive with DIN 10 flexible shaft connection, generates very little noise and has 3-phase alternating current and high torque, even at low rotational speeds. Achieves a maximum rotational speed of 24,000 RPM.

**Contents:**
4 m power cable without plug, 2 keys (STS D 4 mm).

**Special features:**
- Most powerful and stable torque with step-less rotational speed control.
- Removable operating console with pos-sibility of extension, e.g. hanging design for work in boilers.
- With smooth start-up to protect people, tools and the drive as well as overload protection.

| Rotational speed range [RPM] | Power con-sumption [watts] | Power output [watts] | Voltage [volts] 50–60 Hz | Net weight [kg] | Item no. | Designation |
|---|---|---|---|---|---|---|
| 24,000 – 100 | 2,700 | 2,200 | 380 – 480 | 24.500 | 85202041 | ME 22/240 400 V |

# Drive systems with DIN 10/DIN 15

## Flexible shaft drives for Mammoth Electronic and accessories




### MEW 18/150

Electronic flexible shaft drive with DIN 10 flexible shaft connection, 1-phase alternating current and high torque over the entire rotational speed range.

**Contents:**
4 m power cable with mains connector, 2 keys (STS D 4 mm).

**Special features:**
- Most powerful and stable torque with overload protection and stepless rotational speed control (with overdrive ST 103 DIN 10 up to max. 40,000 RPM).
- Removable operating console with possibility of extension, e.g. hanging design for work in boilers.
- Frequency inverter for maintaining constant rotational speed.

| Rotational speed range [RPM] | Power consumption [watts] | Power output [watts] | Voltage [volts] 50–60 Hz | Plug | Net weight [kg] | Item no. | Designation |
|---|---|---|---|---|---|---|---|
| 15,000 – 100 | 2,000 | 1,500 | 200 – 240 | with | 24.500 | 85202036 | MEW 18/150 |




### ME 22/150

Electronic flexible shaft drive with DIN 10 flexible shaft connection, 3-phase alternating current and high torque over the entire rotational speed range.

**Contents:**
4 m power cable without plug, 2 keys (STS D 4 mm).

**Special features:**
- Most powerful and stable torque with overload protection and stepless rotational speed control (with overdrive ST 103 DIN 10 up to max. 40,000 RPM).
- Removable operating console with possibility of extension, e.g. hanging design for work in boilers.
- Frequency inverter for maintaining constant rotational speed.

| Rotational speed range [RPM] | Power consumption [watts] | Power output [watts] | Voltage [volts] 50–60 Hz | Net weight [kg] | Item no. | Designation |
|---|---|---|---|---|---|---|
| 15,000 – 100 | 2,700 | 2,200 | 380 – 480 | 24.500 | 85202040 | ME 22/150 400 V |



### Remote control cable FSTK for Mammoth Electronic

For extending the operating console.

| Description | Net weight [kg] | Item no. | Designation |
|---|---|---|---|
| Remote control cable | 0.635 | 85202165 | FSTK 22 |



### Foot switch FSE 22 for Mammoth Electronic

For switching the drive on and off via the remote control interface.

| Description | Net weight [kg] | Item no. | Designation |
|---|---|---|---|
| Foot switch | 1.000 | 85202105 | FSE 22 2-POLIG |



### Base FME for Mammoth Electronic

Stable base with pivot device.

| Description | Net weight [kg] | Item no. | Designation |
|---|---|---|---|
| Base | 2.000 | 85202130 | FME |



## Overhead trolley B1 ME for Mammoth Electronic

Drive can be used in hanging position, shaft support available.

| Description | Net weight [kg] | Item no. | Designation |
|---|---|---|---|
| Overhead trolley | 1.200 | 85202110 | B1 ME |



## Overhead trolley B2 ME for Mammoth Electronic

Drive on castors can be used in hanging position.

| Description | Net weight [kg] | Item no. | Designation |
|---|---|---|---|
| Overhead trolley on castors | 1.800 | 85202120 | B2 ME |



## Shaft support WAL 4-12 for Mammoth Electronic

Support for flexible shaft that can be mounted onto the side of the drive.

| Description | Net weight [kg] | Item no. | Designation |
|---|---|---|---|
| Shaft support | 0.460 | 85202150 | WAL 4-12 |



## Trolley WA D ME for Mammoth Electronic

Trolley with tool tray, 4 steerable wheels of which 2 are lockable. Dimensions L x W x H: 500 x 500 x 510 mm.

| Description | Net weight [kg] | Item no. | Designation |
|---|---|---|---|
| Trolley | 14.200 | 85202140 | WA D ME |

# Drive systems with DIN 10/DIN 15

## Flexible shaft drives for Maxi-Mammoth Electronic and accessories




### MME 40/150

Electronic flexible shaft drive with DIN 15 flexible shaft connection, generates very little noise and with 3-phase alternating current. High torque over the entire rotational speed range. Generates very little noise.

**Contents:**
4 m power cable without plug, 2 keys (STS D 6 mm).

**Special features:**
- Most powerful and stable torque with overload protection and stepless rotational speed control 100 to 15,000 RPM.
- Removable operating console with possibility of extension.
- With smooth start-up to protect people, tools and the drive as well as a frequency inverter for maintaining a constant rotational speed.

| Rotational speed range [RPM] | Power consumption [watts] | Power output [watts] | Voltage [volts] 50–60 Hz | Net weight [kg] | Item no. | Designation |
|---|---|---|---|---|---|---|
| 15,000 – 100 | 6,100 | 4,000 | 340 – 480 | 36.160 | 85202060 | MME 40/150 400 V |



### Remote control cable FSTK 40 for Maxi-Mammoth Electronic

For extending the removable operating console. With cover plate, to protect the motor.

| Description | Net weight [kg] | Item no. | Designation |
|---|---|---|---|
| Remote control cable | 0.635 | 85202170 | FSTK 40 |



### Foot switch FSE 22 for Maxi-Mammoth Electronic

For switching the drive on and off via the remote control interface.

| Description | Net weight [kg] | Item no. | Designation |
|---|---|---|---|
| Foot switch | 1.000 | 85202105 | FSE 22 2-POLIG |



### Trolley WA D ME for Maxi-Mammoth Electronic

Trolley with tool tray, 4 steerable wheels of which 2 are lockable. Dimensions L x W x H: 500 x 500 x 510 mm.

| Description | Net weight [kg] | Item no. | Designation |
|---|---|---|---|
| Trolley | 14.200 | 85202140 | WA D ME |

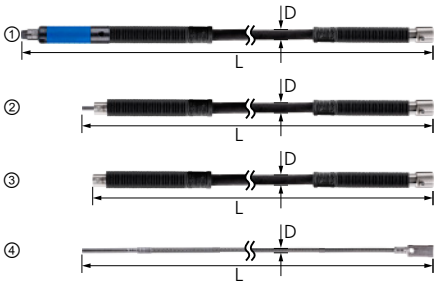


## Flexible shaft 4

With low power output requirements, it is possible to fall below the rotational speed range. The **radius of curvature must not be less than 100 mm.** After approximately 100 operating hours, the core of the flexible shaft must be re-lubricated.

**Special features:**
- Special lengths available on request.
- Cores and hoses with double-sided sliding coupling on request.

| Image | Rotational speed range [RPM] | Drive-side coupling DIN / dia. [mm] | Handpiece-side coupling G / dia. [mm] | Dimensions D x L [mm] | Net weight [kg] | Item no. | Designation |
|---|---|---|---|---|---|---|---|
| **Flexible shaft inc. handpiece (HA 4 G16)** | | | | | | | |
| ① | 40,000 – 18,000 | 10 / 30 | 16 / 16 | 13 x 1,400 | 0.630 | 86100505 | BW 4 DIN10/G16 |
| **Flexible shaft without handpiece** | | | | | | | |
| ② | 40,000 – 18,000 | 10 / 30 | 16 / 16 | 13 x 1,329 | 0.450 | 86200505 | BW 4 DIN10/G16 oHA |
| **Replacement casing** | | | | | | | |
| ③ | - | 10 / 30 | 16 / 16 | 13 x 1,300 | 0.330 | 86200605 | SCH 4 DIN10/G16 |
| **Replacement core** | | | | | | | |
| ④ | 40,000 – 18,000 | 10 / M10 | 16 / 3.5/2.45 | 4 x 1,329 | 0.120 | 86200305 | SE 4 DIN10/G16 |




## Handpiece HA 4 G16

Much more ergonomic straight handpiece.

**Contents:**
1 SPZ GR.6 6 mm, 2 keys (1x EM SW 11 mm, 1x EM SW 12 mm).

**Special features:**
- Can be connected to all flexible shafts with G16 sliding coupling.

| Max. rotational speed [RPM] | Handpiece-side coupling G / dia. [mm] | Dimensions dia. x length [mm] | Net weight [kg] | Item no. | Designation |
|---|---|---|---|---|---|
| 40,000 | 16 / 16 | 24 x 120 | 0.180 | 86200035 | HA 4 G16 |




## Angle handpiece WHA 4 90° G16

Much more ergonomic handpiece.

**Contents:**
1 SPZ GR.6 6 mm, 2 keys (1x EM SW 11 mm, 1x EM SW 14 mm).

**Special features:**
- Can be connected to all flexible shafts with G16 sliding coupling.
- The 90° angle head is ideally suited to working in hard-to-reach areas.

| Max. rotational speed [RPM] | Handpiece-side coupling G / dia. [mm] | Dimensions dia. x length [mm] | Transmission ratio | Net weight [kg] | Item no. | Designation |
|---|---|---|---|---|---|---|
| 20,000 | 16 / 16 | 70 x 120 | 1,8:1 | 0.304 | 86300121 | WHA 4 90° G16 |




## Flexible shaft 6

With low power output requirements, it is possible to fall below the rotational speed range. The **radius of curvature must not be less than 140 mm.** After approximately 100 operating hours, the core of the flexible shaft must be re-lubricated.

**Special features:**
- Special lengths available on request.

| Image | Rotational speed range [RPM] | Drive-side coupling DIN / dia. [mm] | Handpiece-side coupling G / dia. [mm] | Dimensions D x L [mm] | Net weight [kg] | Item no. | Designation |
|---|---|---|---|---|---|---|---|
| **Flexible shaft inc. handpiece (HA 4 G16)** | | | | | | | |
| ① | 25,000 – 11,000 | 10 / 30 | 16 / 16 | 16 x 1,650 | 1.190 | 86210051 | BW 6 DIN10/G16 |
| **Flexible shaft without handpiece** | | | | | | | |
| ② | 25,000 – 11,000 | 10 / 30 | 16 / 16 | 16 x 1,583 | 1.100 | 86210060 | BW 6 DIN10/G16 oHA |
| **Replacement casing** | | | | | | | |
| ③ | - | 10 / 30 | 16 / 16 | 16 x 1,553 | 0.740 | 86210080 | SCH 6 DIN10/G16 |
| **Replacement core** | | | | | | | |
| ④ | 25,000 – 11,000 | 10 / M10 | 16 / 3.5/2.45 | 6 x 1,583 | 0.270 | 86210070 | SE 6 DIN10/G16 |




## Handpiece HA 4 G16

Much more ergonomic straight handpiece.

**Contents:**
1 SPZ GR.6 6 mm, 2 keys (1x EM SW 11 mm, 1x EM SW 12 mm).

**Special features:**
- Can be connected to all flexible shafts with G16 sliding coupling.

| Max. rotational speed [RPM] | Handpiece-side coupling G / dia. [mm] | Dimensions dia. x length [mm] | Net weight [kg] | Item no. | Designation |
|---|---|---|---|---|---|
| 40,000 | 16 / 16 | 24 x 120 | 0.180 | 86200035 | HA 4 G16 |




## Angle handpiece WHA 4 90° G16

Much more ergonomic handpiece.

**Contents:**
1 SPZ GR.6 6 mm, 2 keys (1x EM SW 11 mm, 1x EM SW 14 mm).

**Special features:**
- Can be connected to all flexible shafts with G16 sliding coupling.
- The 90° angle head is ideally suited to working in hard-to-reach areas.

| Max. rotational speed [RPM] | Handpiece-side coupling G / dia. [mm] | Dimensions dia. x length [mm] | Transmission ratio | Net weight [kg] | Item no. | Designation |
|---|---|---|---|---|---|---|
| 20,000 | 16 / 16 | 70 x 120 | 1,8:1 | 0.304 | 86300121 | WHA 4 90° G16 |

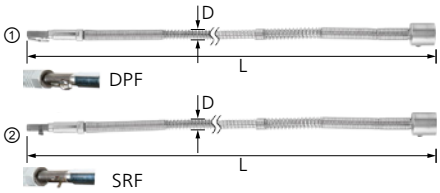


## Flexible shaft 6 Z

With low power output requirements, it is possible to fall below the rotational speed range. The **radius of curvature must not be less than 140 mm.** After approximately 100 operating hours, the core of the flexible shaft must be re-lubricated.

**Special features:**
- Special lengths available on request.

| Image | Rotational speed range [RPM] | Drive-side coupling DIN / dia. [mm] | Handpiece-side coupling G / dia. [mm] | Dimensions D x L [mm] | Net weight [kg] | Item no. | Designation |
|---|---|---|---|---|---|---|---|
| **Flexible shaft (without handpiece having duplex spring coupling DPF)** | | | | | | | |
| ① | 18,000 – 9,000 | 10 / 30 | DPF / 10 | 12 x 1,250 | 0.800 | 86210010 | BW 6 Z DIN 10/DPF oHA |
| **Flexible shaft (without handpiece having expansion ring coupling SRF)** | | | | | | | |
| ② | 18,000 – 9,000 | 10 / 30 | SRF / 10 | 12 x 1,250 | 0.800 | 86210020 | BW 6 Z DIN 10/SRF oHA |




## Handpiece HA 6 Z DPF/SRF

Straight handpiece, can be connected to flexible shafts, with handpiece-side coupling DPF/SRF (DPF = fixed duplex spring, SRF = flexible expansion ring).

**Contents:**
1 SPZ GR.13 6 mm, 2 keys (1x EM SW 9 mm, 1x STS D 2.5 mm).

**Special features:**
- Can be connected to all flexible shafts 6 Z DPF/SRF.

| Max. rotational speed [RPM] | Handpiece-side coupling G / dia. [mm] | Dimensions dia. x length [mm] | Net weight [kg] | Item no. | Designation |
|---|---|---|---|---|---|
| 18,000 | DPF/SRF / 10 | 24 x 140 | 0.131 | 86210100 | HA 6 Z DPF/SRF |




## Handpiece HA 6 Z SP 3.0 DPF/SRF

Straight handpiece, can be connected to flexible shafts, with handpiece-side coupling DPF/SRF (DPF = fixed duplex spring, SRF = flexible expansion ring).

**Contents:**
1 collet SPZ 90187030 3 mm.

**Special features:**
- Can be connected to all flexible shafts 6 Z DPF/SRF.

| Max. rotational speed [RPM] | Handpiece-side coupling G / dia. [mm] | Dimensions dia. x length [mm] | Net weight [kg] | Item no. | Designation |
|---|---|---|---|---|---|
| 18,000 | DPF/SRF / 10 | 22 x 139 | 0.109 | 86210110 | HA 6 Z SP 3.0 DPF/SRF |




## Angle handpiece WZ 6 DPF/SRF

Handpiece, can be connected to flexible shafts, with handpiece-side coupling DPF/SRF (DPF = fixed duplex spring, SRF = flexible expansion ring).

**Contents:**
1 SPZ GR.13 6 mm, 2 keys (1x EM SW 9 mm, 1x SKS SW 4 mm).

**Special features:**
- Can be connected to all flexible shafts 6 Z DPF/SRF.

| Max. rotational speed [RPM] | Handpiece-side coupling G / dia. [mm] | Dimensions dia. x length [mm] | Transmission ratio | Net weight [kg] | Item no. | Designation |
|---|---|---|---|---|---|---|
| 18,000 | DPF/SRF / 10 | 50 x 170 | 1,25:1 | 0.225 | 86210120 | WZ 6 DPF/SRF |




## Angle handpiece WZT 6 3.0 DPF/SRF

Handpiece with telescopic system, can be connected to flexible shafts, with handpiece-side coupling DPF/SRF (DPF = fixed duplex spring, SRF = flexible expansion ring).

**Contents:**
1 SPZ GR.14 3 mm, 2 keys (EM SW 7 mm).

**Special features:**
- Can be connected to all flexible shafts 6 Z DPF/SRF.

| Max. rotational speed [RPM] | Handpiece-side coupling G / dia. [mm] | Dimensions dia. x length [mm] | Transmission ratio | Net weight [kg] | Item no. | Designation |
|---|---|---|---|---|---|---|
| 18,000 | DPF/SRF / 10 | 35 x 170 | 1,38:1 | 0.170 | 86210130 | WZT 6 3.0 DPF/SRF |




## Angle handpiece WZT 6 45° 6.0 DPF/SRF

Handpiece with telescopic system, can be connected to flexible shafts, with handpiece-side coupling DPF/SRF (DPF = fixed duplex spring, SRF = flexible expansion ring).

**Contents:**
1 SPZ GR.13 6 mm, 2 keys (1x EM SW 9 mm, 1x EM SW 14 mm).

**Special features:**
- Can be connected to all flexible shafts 6 Z DPF/SRF.
- The 45° inclination of the angle head is ideal for working in corners and hard-to-reach areas.

| Max. rotational speed [RPM] | Handpiece-side coupling G / dia. [mm] | Dimensions dia. x length [mm] | Transmission ratio | Net weight [kg] | Item no. | Designation |
|---|---|---|---|---|---|---|
| 18,000 | DPF/SRF / 10 | 45 x 200 | 1,53:1 | 0.210 | 86210140 | WZT 6 45° 6.0 DPF/SRF |

# Flexible shaft 7 and handpieces




## Flexible shaft 7

With low power output requirements, it is possible to fall below the rotational speed range. The **radius of curvature must not be less than 140 mm.** After approximately 100 operating hours, the core of the flexible shaft must be re-lubricated.

**Special features:**
- Special lengths available on request.
- Cores and hoses with double-sided sliding coupling on request.

| Image | Rotational speed range [RPM] | Drive-side coupling DIN / dia. [mm] | Handpiece-side coupling G / dia. [mm] | Dimensions D x L [mm] | Net weight [kg] | Item no. | Designation |
|---|---|---|---|---|---|---|---|
| **Flexible shaft inc. handpiece (HA 7 G22)** | | | | | | | |
| ① | 25,000 – 11,000 | 10 / 30 | 22 / 22 | 18 x 1,654 | 1.536 | 86100509 | BW 7 DIN10/G22 |
| | | | | 18 x 2,154 | 1.986 | 86100529 | BW 7 DIN10/G22 2M |
| **Flexible shaft without handpiece** | | | | | | | |
| ② | 25,000 – 11,000 | 10 / 30 | 22 / 22 | 18 x 1,589 | 1.250 | 86200509 | BW 7 DIN10/G22 oHA |
| | | | | 18 x 2,089 | 1.700 | 86200529 | BW 7 DIN10/G22 2M oHA |
| **Replacement casing** | | | | | | | |
| ③ | - | 10 / 30 | 22 / 22 | 18 x 1,553 | 0.850 | 86200609 | SCH 7 DIN10/G22 |
| | | | | 18 x 2,053 | 1.100 | 86200629 | SCH 7 DIN10/G22 2M |
| **Replacement core** | | | | | | | |
| ④ | 25,000 – 11,000 | 10 / M10 | 22 / 5/3.85 | 7 x 1,589 | 0.400 | 86200309 | SE 7 DIN10/G22 |
| | | | | 7 x 2,089 | 0.600 | 86200329 | SE 7 DIN10/G22 2M |




## Handpiece HA 7 G22

Much more ergonomic straight handpiece.

**Contents:**
1 SPZ GR.6 6 mm, 2 keys (1x EM SW 11 mm, 1x EM SW 14 mm).

**Special features:**
- Can be connected to all flexible shafts with G22 sliding coupling.

| Max. rotational speed [RPM] | Handpiece-side coupling G / dia. [mm] | Dimensions dia. x length [mm] | Net weight [kg] | Item no. | Designation |
|---|---|---|---|---|---|
| 25,000 | 22 / 22 | 30 x 130 | 0.286 | 86200036 | HA 7 G22 |




## Handpiece HA 7 G22 SM

Straight handpiece with clamping nut and significantly improved ergonomics.

**Contents:**
1 SPZ GR.11 6 mm, 2 keys (1x EM SW 14 mm, 1x EM SW 18 mm).

**Special features:**
- Safe working due to clamping nut.
- Can be connected to all flexible shafts with G22 sliding coupling.

| Max. rotational speed [RPM] | Handpiece-side coupling G / dia. [mm] | Dimensions dia. x length [mm] | Net weight [kg] | Item no. | Designation |
|---|---|---|---|---|---|
| 25,000 | 22 / 22 | 30 x 131 | 0.547 | 86200044 | HA 7 G22 SM |




## Angle handpiece WHA 7 90° G22

Much more ergonomic handpiece. Can be connected to all flexible shafts with G22 sliding coupling.

**Contents:**
1 SPZ GR.6 6 mm, 2 keys (1x EM SW 11 mm, 1x EM SW 14 mm).

**Special features:**
- Can be connected to all flexible shafts with G22 sliding coupling.
- The 90° angle head is ideally suited to working in hard-to-reach areas.

| Max. rotational speed [RPM] | Handpiece-side coupling G / dia. [mm] | Dimensions dia. x length [mm] | Transmission ratio | Net weight [kg] | Item no. | Designation |
|---|---|---|---|---|---|---|
| 17,100 | 22 / 22 | 67 x 165 | 1:1 | 0.650 | 86300122 | WHA 7 90° G22 |




## WHA 7 45° G22

Much more ergonomic handpiece. Ideal for work in hard-to-reach areas.

**Contents:**
Collet SPZ GR.6 6 mm, 2 keys (1x EM SW 11 mm, 1x EM SW 14 mm).

**Special features:**
- Can be connected to all flexible shafts with G22 sliding coupling.
- With 45° angle head for optimum access to corners and hard-to-reach areas.

| Max. rotational speed [RPM] | Handpiece-side coupling G / dia. [mm] | Dimensions dia. x length [mm] | Transmission ratio | Net weight [kg] | Item no. | Designation |
|---|---|---|---|---|---|---|
| 17,100 | 22 / G22 | 35 x 165 | 1,31:1 | 0.520 | 86300124 | WHA 7 45° G22 |





*New item*

# Drive systems with DIN 10/DIN 15
## Flexible shaft 10 and handpieces




### Flexible shaft 10 SE 11

The rotational speed should not fall below or exceed the specified range. The **radius of curvature must not be less than 170 mm.** After approximately 100 operating hours, the core of the flexible shaft must be re-lubricated.

**Special features:**
- Special lengths available on request.
- Cores and hoses with double-sided sliding coupling on request.

| Image | Rotational speed range [RPM] | Drive-side coupling DIN / dia. [mm] | Handpiece-side coupling G / dia. [mm] | Dimensions D x L [mm] | Net weight [kg] | Item no. | Designation |
|---|---|---|---|---|---|---|---|
| **Flexible shaft inc. handpiece (HA 10 G28)** | | | | | | | |
| ① | 18,000 – 750 | 10 / 30 | 28 / 28 | 22 x 1,673 | 2.663 | 86101510 | BW 10 SE 11 DIN10/G28 |
| | | | | 22 x 2,173 | 3.113 | 86101511 | BW 10 SE 11 DIN10/G28 2M |
| | | 15 / 40 | 28 / 28 | 22 x 1,684 | 2.713 | 86100714 | BW 10 SE 11 DIN 15/G28 |
| **Flexible shaft without handpiece** | | | | | | | |
| ② | 18,000 – 750 | 10 / 30 | 28 / 28 | 22 x 1,600 | 2.232 | 86200516 | BW 10 SE 11 DIN10/G28 oHA |
| | | | | 22 x 2,100 | 2.682 | 86200517 | BW 10 SE 11 DIN10/G28 2M oHA |
| | | 15 / 40 | 28 / 28 | 22 x 1,611 | 2.282 | 86200714 | BW 10 SE 11 DIN 15/G28 oHA |
| **Replacement casing** | | | | | | | |
| ③ | - | 10 / 30 | 28 / 28 | 22 x 1,553 | 1.430 | 86200630 | SCH 10 DIN10/G28 |
| | | | | 22 x 2,053 | 1.580 | 86200631 | SCH 10 DIN10/G28 2M |
| | | 15 / 40 | 28 / 28 | 22 x 1,570 | 1.430 | 86200614 | SCH 10 DIN 15/G28 |
| **Replacement core** | | | | | | | |
| ④ | 18,000 – 750 | 10 / M10 | 28 / 7.5/5.85 | 11 x 1,600 | 0.802 | 87100951 | SE 11 DIN10/G28 |
| | | | | 11 x 2,100 | 1.102 | 87100133 | SE 11 DIN10/G28 2M |
| | | 15 / M14 | 28 / 7.5/5.85 | 11 x 1,611 | 0.852 | 86200314 | SE 11 DIN 15/G28 |




### Handpiece HA 10 G28

Much more ergonomic straight handpiece.

**Contents:**
1 SPZ GR.6 6 mm, 2 keys (1x EM SW 11 mm, 1x EM SW 15 mm).

**Special features:**
- Can be connected to all flexible shafts with G28 sliding coupling.

| Max. rotational speed [RPM] | Handpiece-side coupling G / dia. [mm] | Dimensions dia. x length [mm] | Net weight [kg] | Item no. | Designation |
|---|---|---|---|---|---|
| 18,000 | 28 / 28 | 35 x 160 | 0.431 | 86200037 | HA 10 G28 |




### Handpiece HA 12 G28

Much more ergonomic straight handpiece. With clamping nut for maximum clamping force and collets up to 12 mm available.

**Contents:**
1 SPZ GR.12 6 mm, 2 keys (DM SW 20/22 mm).

**Special features:**
- Can be connected to all flexible shafts with G28 sliding coupling.

| Max. rotational speed [RPM] | Handpiece-side coupling G / dia. [mm] | Dimensions dia. x length [mm] | Net weight [kg] | Item no. | Designation |
|---|---|---|---|---|---|
| 18,000 | 28 / 28 | 35 x 170 | 0.545 | 86200038 | HA 12 G28 |

# Drive systems with DIN 10/DIN 15
## Flexible shaft 10 and handpieces




### Angle handpiece WHA 10 90° G28 for flexible shaft 10 SE 11

Much more ergonomic handpiece.

**Contents:**
1 SPZ GR.6 6 mm, 2 keys (1x EM SW 11 mm, 1x EM SW 14 mm).

**Special features:**
- Can be connected to all flexible shafts with G28 sliding coupling.
- The 90° angle head is ideally suited to working in hard-to-reach areas.

| Max. rotational speed [RPM] | Handpiece-side coupling G / dia. [mm] | Dimensions dia. x length [mm] | Transmission ratio | Net weight [kg] | Item no. | Designation |
|---|---|---|---|---|---|---|
| 17,100 | 28 / 28 | 67 x 165 | 1:1 | 0.640 | 86300123 | WHA 10 90° G28 |




### WHA 10 45° G28

Much more ergonomic handpiece. Ideal for work in hard-to-reach areas.

**Contents:**
Collet SPZ GR.6 6 mm, 2 keys (1x EM SW 11 mm, 1x EM SW 14 mm).

**Special features:**
- Can be connected to all flexible shafts with G28 sliding coupling.
- With 45° angle head for optimum access to corners and hard-to-reach areas.

| Max. rotational speed [RPM] | Handpiece-side coupling G / dia. [mm] | Dimensions dia. x length [mm] | Transmission ratio | Net weight [kg] | Item no. | Designation |
|---|---|---|---|---|---|---|
| 17,100 | 28 / G28 | 35 x 165 | 1,31:1 | 0.520 | 86300125 | WHA 10 45° G28 |




### Flexible special handpiece FSH G28

The flexible special handpiece FSH G28 can be bent once up to a bending radius of 200 mm (max. 40°) – based on customer specifications. Is particularly suitable for work in hard-to-reach areas.

**Contents:**
Collet SPZ GR.11 6 mm, 2 keys (1x EM SW 14 mm, 1x EM SW 18 mm).

**Special features:**
- Can be connected to all flexible shafts with G28 sliding coupling.

| Max. rotational speed [RPM] | Handpiece-side coupling G / dia. [mm] | Dimensions dia. x length [mm] | Net weight [kg] | Item no. | Designation |
|---|---|---|---|---|---|
| 18,000 | 28 / G28 | 35 x 565 | 1.180 | 86200052 | FSH G28 |

## Flexible shaft 12 and handpieces




### Flexible shaft 12

The rotational speed should not fall below or exceed the specified range. The **radius of curvature must not be less than 240 mm.** After approximately 100 operating hours, the core of the flexible shaft must be re-lubricated.

**Special features:**
- Special lengths available on request.
- Cores and hoses with double-sided sliding coupling on request.

| Image | Rotational speed range [RPM] | Drive-side coupling DIN / dia. [mm] | Handpiece-side coupling G / dia. [mm] | Dimensions D x L [mm] | Net weight [kg] | Item no. | Designation |
|---|---|---|---|---|---|---|---|
| **Flexible shaft inc. handpiece (HA 12 G28)** | | | | | | | |
| ① | 12,000 – 850 | 10 / 30 | 28 / 28 | 25 x 2,173 | 4.295 | 86101512 | BW 12 DIN10/G28 |
| | | 15 / 40 | 28 / 28 | 25 x 2,183 | 4.345 | 86101513 | BW 12 DIN15/G28 |

*Continued on next page*



*New item*

# Drive systems with DIN 10/DIN 15
## Flexible shaft 12 and handpieces

PFERD TOOLS

| Image | Rotational speed range [RPM] | Drive-side coupling DIN / dia. [mm] | Handpiece-side coupling G / dia. [mm] | Dimensions D x L [mm] | Net weight [kg] | Item no. | Designation |
|---|---|---|---|---|---|---|---|
| **Flexible shaft without handpiece** | | | | | | | |
| ② | 12,000 – 850 | 10 / 30 | 28 / 28 | 25 x 2,102 | 3.750 | 86200518 | BW 12 DIN10/G28 oHA |
| | | 15 / 40 | 28 / 28 | 25 x 2,112 | 3.800 | 86200519 | BW 12 DIN15/G28 oHA |
| **Replacement casing** | | | | | | | |
| ③ | - | 10 / 30 | 28 / 28 | 25 x 2,045 | 2.450 | 86200633 | SCH 12 DIN10/G28 |
| | | 15 / 40 | 28 / 28 | 25 x 2,059 | 2.500 | 86200634 | SCH 12 DIN15/G28 |
| **Replacement core** | | | | | | | |
| ③ | 12,000 – 850 | 10 / M10 | 28 / 7.5/5.85 | 12 x 2,102 | 1.300 | 86200333 | SE 12 DIN10/G28 |
| ④ | 12,000 – 850 | 15 / M14 | 28 / 7.5/5.85 | 12 x 2,112 | 1.300 | 86200334 | SE 12 DIN15/G28 |




### Handpiece HA 10 G28

Much more ergonomic straight handpiece.

**Contents:**
1 SPZ GR.6 6 mm, 2 keys (1x EM SW 11 mm, 1x EM SW 15 mm).

**Special features:**
- Can be connected to all flexible shafts with G28 sliding coupling.

| Max. rotational speed [RPM] | Handpiece-side coupling G / dia. [mm] | Dimensions dia. x length [mm] | Net weight [kg] | Item no. | Designation |
|---|---|---|---|---|---|
| 18,000 | 28 / 28 | 35 x 160 | 0.431 | 86200037 | HA 10 G28 |




### Handpiece HA 12 G28

Much more ergonomic straight handpiece. With clamping nut for maximum clamping force and collets up to 12 mm available.

**Contents:**
1 SPZ GR.12 6 mm, 2 keys (DM SW 20/22 mm).

**Special features:**
- Can be connected to all flexible shafts with G28 sliding coupling.

| Max. rotational speed [RPM] | Handpiece-side coupling G / dia. [mm] | Dimensions dia. x length [mm] | Net weight [kg] | Item no. | Designation |
|---|---|---|---|---|---|
| 18,000 | 28 / 28 | 35 x 170 | 0.545 | 86200038 | HA 12 G28 |




### Angle handpiece WHA 10 90° G28

Much more ergonomic handpiece.

**Contents:**
1 SPZ GR.6 6 mm, 2 keys (1x EM SW 11 mm, 1x EM SW 14 mm).

**Special features:**
- Can be connected to all flexible shafts with G28 sliding coupling.
- The 90° angle head is ideally suited to working in hard-to-reach areas.

| Max. rotational speed [RPM] | Handpiece-side coupling G / dia. [mm] | Dimensions dia. x length [mm] | Transmission ratio | Net weight [kg] | Item no. | Designation |
|---|---|---|---|---|---|---|
| 17,100 | 28 / 28 | 67 x 165 | 1:1 | 0.640 | 86300123 | WHA 10 90° G28 |




## WHA 10 45° G28

Much more ergonomic handpiece. Ideal for work in hard-to-reach areas.

**Contents:**
Collet SPZ GR.6 6 mm, 2 keys (1x EM SW 11 mm, 1x EM SW 14 mm).

**Special features:**
- Can be connected to all flexible shafts with G28 sliding coupling.
- With 45° angle head for optimum access to corners and hard-to-reach areas.

| Max. rotational speed [RPM] | Handpiece-side coupling G / dia. [mm] | Dimensions dia. x length [mm] | Transmission ratio | Net weight [kg] | Item no. | Designation |
|---|---|---|---|---|---|---|
| 17,100 | 28 / G28 | 35 x 165 | 1,31:1 | 0.520 | 86300125 | WHA 10 45° G28 |




## Flexible special handpiece FSH G28

The flexible special handpiece FSH G28 can be bent once up to a bending radius of 200 mm (max. 40°) – based on customer specifications. Is particularly suitable for work in hard-to-reach areas.

**Contents:**
Collet SPZ GR.11 6 mm, 2 keys (1x EM SW 14 mm, 1x EM SW 18 mm).

**Special features:**
- Can be connected to all flexible shafts with G28 sliding coupling.

| Max. rotational speed [RPM] | Handpiece-side coupling G / dia. [mm] | Dimensions dia. x length [mm] | Net weight [kg] | Item no. | Designation |
|---|---|---|---|---|---|
| 18,000 | 28 / G28 | 35 x 565 | 1.180 | 86200052 | FSH G28 |

# Remote switch for flexible shafts and accessories




## Remote switch for flexible shafts

Convenient operation from the workstation. Alternative to the foot switch. After approximately 100 operating hours, the core of the flexible shaft must be re-lubricated.

**Special features:**
- Switch on and off directly on the handpiece.
- Quick handpiece changing possible.
- Enhanced safety thanks to fast switch-off.

| Image | Rotational speed range [RPM] | Drive-side coupling DIN / dia. [mm] | Handpiece-side coupling G / dia. [mm] | Dimensions dia. x length [mm] | Net weight [kg] | Item no. | Designation |
|---|---|---|---|---|---|---|---|
| **Flexible shaft 7** | | | | | | | |
| ① | 25,000 – 11,000 | 10 / 30 | 22 / 22 | 18 x 2,089 | 2.000 | 86200657 | FS-BW 7 DIN10/G22 2M oHA |
| ② | - | 10 / 30 | 22 / 22 | 18 x 2,053 | 1.400 | 86200658 | FS-SCH 7 DIN10/G22 2M |
| ④ | 25,000 – 11,000 | 10 / M10 | 22 / 5/3.85 | 7 x 2,089 | 0.600 | 86200329 | SE 7 DIN10/G22 2M |
| **Flexible shaft 10** | | | | | | | |
| ① | 18,000 – 750 | 10 / 30 | 28 / 28 | 22 x 2,100 | 3.012 | 86200659 | FS-BW 10 SE 11 DIN10/G28 2M oHA |
| ② | - | 10 / 30 | 28 / 28 | 22 x 2,053 | 1.910 | 86200660 | FS-SCH 10 DIN10/G28 2M |
| ④ | 18,000 – 750 | 10 / M10 | 28 / 7.5/5.85 | 11 x 2,100 | 1.102 | 87100133 | SE 11 DIN10/G28 2M |
| **Flexible shaft 12** | | | | | | | |
| ① | 12,000 – 850 | 10 / 30 | 28 / 28 | 25 x 2,102 | 4.080 | 86200661 | FS-BW 12 DIN10/G28 2M oHA |
| ② | - | 10 / 30 | 28 / 28 | 25 x 2,045 | 2.780 | 86200662 | FS-SCH 12 DIN10/G28 2M |
| ③ | 12,000 – 850 | 10 / M10 | 28 / 7.5/5.85 | 12 x 2,102 | 1.300 | 86200333 | SE 12 DIN10/G28 |



*New item*

# Drive systems with DIN 10/DIN 15

## Special flexible shafts for inner grinding of pipes and accessories




### Flexible shaft 4 PST-T | Flexible shaft 7 PST-T

The POLISTAR-TUBE grinding tools are attached directly to the core of the special flexible shaft. After approximately 100 operating hours, the core of the flexible shaft must be re-lubricated.



**Special features:**

- Excellent for gradual fine grinding and cleaning of inner surfaces of pipes and pipe bends.
- Both pipe bend ends can be deburred from the entry side.
- The special flexible shafts do not have a handpiece for tool mounting and are particularly flexible in the front section.

| Image | Rotational speed range [RPM] | Drive-side coupling DIN / dia. [mm] | Dimensions dia. x length [mm] | Fastening thread | Tool mounting [mm] | Net weight [kg] | Item no. | Designation |
|---|---|---|---|---|---|---|---|---|
| **Flexible shaft** | | | | | | | | |
| ① | 7,650 – 1,500 | 10 / 30 | 13 x 1,537 | M4 | 4 | 0.480 | 87101801 | BW 4 PST-T DIN 10/M4 1,5 m |
| | 4,250 – 1,500 | 10 / 30 | 18 x 2,032 | M5 | 5 | 1.320 | 87101804 | BW 7 PST-T DIN 10/M5 2 m |
| **Pre-assembled replacement casing** | | | | | | | | |
| ② | - | 10 / 30 | 13 x 1,537 | - | - | 0.353 | 87101803 | SCH 4 PST-T DIN 10/M4 1.5 m |
| | | | 18 x 2,032 | - | - | 0.871 | 87101806 | SCH 7 PST-T DIN 10/M5 2 m |
| **Pre-assembled replacement core** | | | | | | | | |
| ③ | 7,650 – 1,500 | 10 / M10 | 4 x 1,528 | M4 | 4 | 0.124 | 87101802 | SE 4 PST-T DIN10/M4 1,5 m |
| | 4,250 – 1,500 | 10 / M10 | 7 x 2,031 | M5 | 5 | 0.447 | 87101805 | SE 7 PST-T DIN 10/M5 2 m |


①


②


③

### Accessories for flexible shafts BW 4 PST-T, 7 PST-T

PFERD TOOLS offers thread adapters, flange screws and keys.

| Image | Tool mounting [mm] | Net weight [kg] | Item no. | Designation |
|---|---|---|---|---|
| **Suitable for BW 4 PST-T** | | | | |
| ① | 8-32 UNC | 0.002 | 87101500 | AD M4/8-32 UNC |
| ② | 4 | 0.002 | 87200221 | FLS M4 |
| ③ | - | 0.008 | 90001914 | EM SW 7 mm |
| **Suitable for BW 7 PST-T** | | | | |
| ① | 8-32 UNC | 0.003 | 87101501 | AD M5/8-32 UNC |
| ② | 5 | 0.003 | 87200222 | FLS M5 |
| ③ | - | 0.014 | 93785706 | EM SW 8 mm |




## Handpiece HA 4 G16

Much more ergonomic straight handpiece.

**Contents:**
1 SPZ GR.6 6 mm, 2 keys (1x EM SW 11 mm, 1x EM SW 12 mm).

**Special features:**
- Can be connected to all flexible shafts with G16 sliding coupling.

| Max. rotational speed [RPM] | Handpiece-side coupling G / dia. [mm] | Dimensions dia. x length [mm] | Net weight [kg] | Item no. | Designation |
|---|---|---|---|---|---|
| 40,000 | 16 / 16 | 24 x 120 | 0.180 | 86200035 | HA 4 G16 |




## Handpiece HA 7 G22

Much more ergonomic straight handpiece.

**Contents:**
1 SPZ GR.6 6 mm, 2 keys (1x EM SW 11 mm, 1x EM SW 14 mm).

**Special features:**
- Can be connected to all flexible shafts with G22 sliding coupling.

| Max. rotational speed [RPM] | Handpiece-side coupling G / dia. [mm] | Dimensions dia. x length [mm] | Net weight [kg] | Item no. | Designation |
|---|---|---|---|---|---|
| 25,000 | 22 / 22 | 30 x 130 | 0.286 | 86200036 | HA 7 G22 |




## Handpiece HA 7 G22 SM

Straight handpiece with clamping nut and significantly improved ergonomics.

**Contents:**
1 SPZ GR.11 6 mm, 2 keys (1x EM SW 14 mm, 1x EM SW 18 mm).

**Special features:**
- Safe working due to clamping nut.
- Can be connected to all flexible shafts with G22 sliding coupling.

| Max. rotational speed [RPM] | Handpiece-side coupling G / dia. [mm] | Dimensions dia. x length [mm] | Net weight [kg] | Item no. | Designation |
|---|---|---|---|---|---|
| 25,000 | 22 / 22 | 30 x 131 | 0.547 | 86200044 | HA 7 G22 SM |




## Handpiece HA 10 G28

Much more ergonomic straight handpiece.

**Contents:**
1 SPZ GR.6 6 mm, 2 keys (1x EM SW 11 mm, 1x EM SW 15 mm).

**Special features:**
- Can be connected to all flexible shafts with G28 sliding coupling.

| Max. rotational speed [RPM] | Handpiece-side coupling G / dia. [mm] | Dimensions dia. x length [mm] | Net weight [kg] | Item no. | Designation |
|---|---|---|---|---|---|
| 18,000 | 28 / 28 | 35 x 160 | 0.431 | 86200037 | HA 10 G28 |




## Handpiece HA 12 G28

Much more ergonomic straight handpiece. With clamping nut for maximum clamping force and collets up to 12 mm available.

**Contents:**
1 SPZ GR.12 6 mm, 2 keys (DM SW 20/22 mm).

**Special features:**
- Can be connected to all flexible shafts with G28 sliding coupling.

| Max. rotational speed [RPM] | Handpiece-side coupling G / dia. [mm] | Dimensions dia. x length [mm] | Net weight [kg] | Item no. | Designation |
|---|---|---|---|---|---|
| 18,000 | 28 / 28 | 35 x 170 | 0.545 | 86200038 | HA 12 G28 |




## Angle handpiece WHA 4 90° G16

Much more ergonomic handpiece.

**Contents:**
1 SPZ GR.6 6 mm, 2 keys (1x EM SW 11 mm, 1x EM SW 14 mm).

**Special features:**
- Can be connected to all flexible shafts with G16 sliding coupling.
- The 90° angle head is ideally suited to working in hard-to-reach areas.

| Max. rotational speed [RPM] | Handpiece-side coupling G / dia. [mm] | Dimensions dia. x length [mm] | Transmission ratio | Net weight [kg] | Item no. | Designation |
|---|---|---|---|---|---|---|
| 20,000 | 16 / 16 | 70 x 120 | 1,8:1 | 0.304 | 86300121 | WHA 4 90° G16 |




## Angle handpiece WHA 7 90° G22

Much more ergonomic handpiece. Can be connected to all flexible shafts with G22 sliding coupling.

**Contents:**
1 SPZ GR.6 6 mm, 2 keys (1x EM SW 11 mm, 1x EM SW 14 mm).

**Special features:**
- Can be connected to all flexible shafts with G22 sliding coupling.
- The 90° angle head is ideally suited to working in hard-to-reach areas.

| Max. rotational speed [RPM] | Handpiece-side coupling G / dia. [mm] | Dimensions dia. x length [mm] | Transmission ratio | Net weight [kg] | Item no. | Designation |
|---|---|---|---|---|---|---|
| 17,100 | 22 / 22 | 67 x 165 | 1:1 | 0.650 | 86300122 | WHA 7 90° G22 |




## WHA 7 45° G22

Much more ergonomic handpiece. Ideal for work in hard-to-reach areas.

**Contents:**
Collet SPZ GR.6 6 mm, 2 keys (1x EM SW 11 mm, 1x EM SW 14 mm).

**Special features:**
- Can be connected to all flexible shafts with G22 sliding coupling.
- With 45° angle head for optimum access to corners and hard-to-reach areas.

| Max. rotational speed [RPM] | Handpiece-side coupling G / dia. [mm] | Dimensions dia. x length [mm] | Transmission ratio | Net weight [kg] | Item no. | Designation |
|---|---|---|---|---|---|---|
| 17,100 | 22 / G22 | 35 x 165 | 1,31:1 | 0.520 | 86300124 | WHA 7 45° G22 |




## Angle handpiece WHA 10 90° G28

Much more ergonomic handpiece.

**Contents:**
1 SPZ GR.6 6 mm, 2 keys (1x EM SW 11 mm, 1x EM SW 14 mm).

**Special features:**
- Can be connected to all flexible shafts with G28 sliding coupling.
- The 90° angle head is ideally suited to working in hard-to-reach areas.

| Max. rotational speed [RPM] | Handpiece-side coupling G / dia. [mm] | Dimensions dia. x length [mm] | Transmission ratio | Net weight [kg] | Item no. | Designation |
|---|---|---|---|---|---|---|
| 17,100 | 28 / 28 | 67 x 165 | 1:1 | 0.640 | 86300123 | WHA 10 90° G28 |



*New item*




## WHA 10 45° G28

Much more ergonomic handpiece. Ideal for work in hard-to-reach areas.

**Contents:**
Collet SPZ GR.6 6 mm, 2 keys (1x EM SW 11 mm, 1x EM SW 14 mm).

**Special features:**
- Can be connected to all flexible shafts with G28 sliding coupling.
- With 45° angle head for optimum access to corners and hard-to-reach areas.

| Max. rotational speed [RPM] | Handpiece-side coupling G / dia. [mm] | Dimensions dia. x length [mm] | Transmission ratio | Net weight [kg] | Item no. | Designation |
|---|---|---|---|---|---|---|
| 17,100 | 28 / G28 | 35 x 165 | 1,31:1 | 0.520 | 86300125 | WHA 10 45° G28 |




## Belt grinder handpiece BHA 4 G16 oVA

Belt grinder handpiece with belt grinder attachment and G16 sliding coupling. Belt grinder attachment without attachment arm.



**Contents:**
1 key (SKS SW 4 mm), 1x protective cover.

**Special features:**
- The belt grinder attachment can be pivoted on the drive system.
- Suitable for belt grinder attachment arms from **belt grinder attachment arm group 1**.
- Can be connected to all flexible shafts with G16 sliding coupling.

| Max. rotational speed [RPM] | Handpiece-side coupling G / dia. [mm] | Transmission ratio | Net weight [kg] | Item no. | Designation |
|---|---|---|---|---|---|
| 20,000 | 16 / - | 1,8:1 | 0.403 | 86400001 | BHA 4 G16 oVA |




## Belt grinder handpiece BHA 7 G22 oVA

Belt grinder handpiece with belt grinder attachment and G22/diameter 22 mm sliding coupling. Belt grinder attachment without attachment arm. Suitable for belt grinder attachment arms from belt grinder attachment arm group 2.

**Contents:**
2 keys (1x SKS SW 3 mm and 1x SKS SW 4 mm), 1 protective cover.

**Special features:**
- The belt grinder attachment can be pivoted on the drive system.
- *The BSAD 41/36 x 610 belt grinding adapter achieves a belt length of 610 mm.
- Can be connected to all flexible shafts with G22 sliding coupling.

| Max. rotational speed [RPM] | Handpiece-side coupling G / dia. [mm] | Transmission ratio | Net weight [kg] | Item no. | Designation |
|---|---|---|---|---|---|
| 17,100 | 22 / - | 1:1 | 0.766 | 86400002 | BHA 7 G22 oVA |



*New item*




## Belt grinder handpiece BHA 10 G28 oVA

Belt grinder handpiece with belt grinder attachment and G28/diameter 28 mm sliding coupling. Belt grinder attachment without attachment arm. Suitable for belt grinder attachment arms from belt grinder attachment arm group 2.

**Contents:**
2 keys (1x SKS SW 3 mm and 1x SKS SW 4 mm), 1 protective cover.

**Special features:**
- The belt grinder attachment can be pivoted on the drive system.
- *The BSAD 41/36 x 610 belt grinding adapter achieves a belt length of 610 mm.
- Can be connected to all flexible shafts with G28 sliding coupling.

| Max. rotational speed [RPM] | Handpiece-side coupling G / dia. [mm] | Transmission ratio | Net weight [kg] | Item no. | Designation |
|---|---|---|---|---|---|
| 17,100 | 28 / - | 1:1 | 0.766 | 86400004 | BHA 10 G28 oVA |

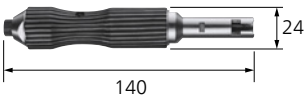


## Handpiece HA 6 Z DPF/SRF

Straight handpiece, can be connected to flexible shafts, with handpiece-side coupling DPF/SRF (DPF = fixed duplex spring, SRF = flexible expansion ring).

**Contents:**
1 SPZ GR.13 6 mm, 2 keys (1x EM SW 9 mm, 1x STS D 2.5 mm).

**Special features:**
- Can be connected to all flexible shafts 6 Z DPF/SRF.

| Max. rotational speed [RPM] | Handpiece-side coupling G / dia. [mm] | Dimensions dia. x length [mm] | Net weight [kg] | Item no. | Designation |
|---|---|---|---|---|---|
| 18,000 | DPF/SRF / 10 | 24 x 140 | 0.131 | 86210100 | HA 6 Z DPF/SRF |




## Handpiece HA 6 Z SP 3.0 DPF/SRF

Straight handpiece, can be connected to flexible shafts, with handpiece-side coupling DPF/SRF (DPF = fixed duplex spring, SRF = flexible expansion ring).

**Contents:**
1 collet SPZ 90187030 3 mm.

**Special features:**
- Can be connected to all flexible shafts 6 Z DPF/SRF.

| Max. rotational speed [RPM] | Handpiece-side coupling G / dia. [mm] | Dimensions dia. x length [mm] | Net weight [kg] | Item no. | Designation |
|---|---|---|---|---|---|
| 18,000 | DPF/SRF / 10 | 22 x 139 | 0.109 | 86210110 | HA 6 Z SP 3.0 DPF/SRF |




## Angle handpiece WZ 6 DPF/SRF

Handpiece, can be connected to flexible shafts, with handpiece-side coupling DPF/SRF (DPF = fixed duplex spring, SRF = flexible expansion ring).

**Contents:**
1 SPZ GR.13 6 mm, 2 keys (1x EM SW 9 mm, 1x SKS SW 4 mm).

**Special features:**
- Can be connected to all flexible shafts 6 Z DPF/SRF.

| Max. rotational speed [RPM] | Handpiece-side coupling G / dia. [mm] | Dimensions dia. x length [mm] | Transmission ratio | Net weight [kg] | Item no. | Designation |
|---|---|---|---|---|---|---|
| 18,000 | DPF/SRF / 10 | 50 x 170 | 1,25:1 | 0.225 | 86210120 | WZ 6 DPF/SRF |




## Angle handpiece WZT 6 3.0 DPF/SRF

Handpiece with telescopic system, can be connected to flexible shafts, with handpiece-side coupling DPF/SRF (DPF = fixed duplex spring, SRF = flexible expansion ring).

**Contents:**
1 SPZ GR.14 3 mm, 2 keys (EM SW 7 mm).

**Special features:**
- Can be connected to all flexible shafts 6 Z DPF/SRF.

| Max. rotational speed [RPM] | Handpiece-side coupling G / dia. [mm] | Dimensions dia. x length [mm] | Transmission ratio | Net weight [kg] | Item no. | Designation |
|---|---|---|---|---|---|---|
| 18,000 | DPF/SRF / 10 | 35 x 170 | 1,38:1 | 0.170 | 86210130 | WZT 6 3.0 DPF/SRF |




## Angle handpiece WZT 6 45° 6.0 DPF/SRF

Handpiece with telescopic system, can be connected to flexible shafts, with handpiece-side coupling DPF/SRF (DPF = fixed duplex spring, SRF = flexible expansion ring).

**Contents:**
1 SPZ GR.13 6 mm, 2 keys (1x EM SW 9 mm, 1x EM SW 14 mm).

**Special features:**
- Can be connected to all flexible shafts 6 Z DPF/SRF.
- The 45° inclination of the angle head is ideal for working in corners and hard-to-reach areas.

| Max. rotational speed [RPM] | Handpiece-side coupling G / dia. [mm] | Dimensions dia. x length [mm] | Transmission ratio | Net weight [kg] | Item no. | Designation |
|---|---|---|---|---|---|---|
| 18,000 | DPF/SRF / 10 | 45 x 200 | 1,53:1 | 0.210 | 86210140 | WZT 6 45° 6.0 DPF/SRF |




## Flexible special handpiece FSH G28

The flexible special handpiece FSH G28 can be bent once up to a bending radius of 200 mm (max. 40°) – based on customer specifications. Is particularly suitable for work in hard-to-reach areas.

**Contents:**
Collet SPZ GR.11 6 mm, 2 keys (1x EM SW 14 mm, 1x EM SW 18 mm).

**Special features:**
- Can be connected to all flexible shafts with G28 sliding coupling.

| Max. rotational speed [RPM] | Handpiece-side coupling G / dia. [mm] | Dimensions dia. x length [mm] | Net weight [kg] | Item no. | Designation |
|---|---|---|---|---|---|
| 18,000 | 28 / G28 | 35 x 565 | 1.180 | 86200052 | FSH G28 |

# Flexible shaft adapter




## Flexible shaft adapter

The flexible shaft adapter conveniently connects rigid extensions and flexible shafts.

| Image | Length L [mm] | Diameter D [mm] | Net weight [kg] | Item no. | Designation |
|---|---|---|---|---|---|
| ① | 126 | 34 | 0.285 | 86300307 | BWA G22/DIN 10 |
| ② | 153 | 34 | 0.563 | 86300308 | BWA G28/DIN 10 |



*New item*




## Angle drive WT 10 G28

Can be connected to all flexible shafts with G28 connection (instead of the handpiece). Connection to flexible shaft can be pivoted 360°. With M14 spindle thread and 22.23 mm tool mounting.

**Contents:**
1 clamping nut (item no. 98980036), 2 flange screws (1x item no. 98980037, 1x item no. 98980038), 2 spacer sleeves (1x item no. 98980039, 1x item no. 98980040), 2 keys (1x STL SW 35 x 5 mm, 1x SKS SW 4 mm), guard dia. 125 mm, anti-vibration handle.

**Special features:**
- Enables flexible shaft drives to be used as angle grinders.

| Drive operating speed n max. [RPM] | Transmission ratio | Output speed at n max. [RPM] | Net weight [kg] | Item no. | Designation |
|---|---|---|---|---|---|
| 18,000 | 1,53:1 | 12,000 | 1.438 | 86300621 | WT 10 G28 |

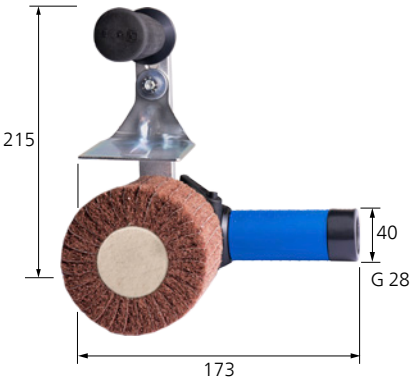


## Burnishing angle drive SWT 10 G28

Can be connected to all flexible shafts with G28 connection (instead of the handpiece). Connection to shaft can be pivoted 360°. With M14 spindle thread and **19 x 100 mm tool mounting [dia. x width].**

**Contents:**
Hand guard, anti-vibration handle, detachable drive spindle.

**Special features:**
- Enables flexible shaft drives to be used as burnishing machines.

| Drive operating speed n max. [RPM] | Transmission ratio | Output speed at n max. [RPM] | Net weight [kg] | Item no. | Designation |
|---|---|---|---|---|---|
| 18,000 | 1,53:1 | 12,000 | 1.901 | 87101531 | SWT 10 G28 |

# Belt sanders




## Belt sander BSG 10/35 G28

Belt sander with a belt length of 450 mm x width 35 mm. Matching belts: BA 35/450 and VB 35/450. Can be connected to all flexible shafts with G28 sliding coupling (instead of the handpiece).

**Contents:**
1 key (SKST SW 17 mm).

| Max. rotational speed [RPM] | Matches handpiece-side flexible shaft coupling G/dia. [mm] | Net weight [kg] | Item no. | Designation |
|---|---|---|---|---|
| 7,000 | 28 / G28 | 1.500 | 86400011 | BSG 10/35 G28 |

*New item*




## Belt sander BSG 10/50 G28

Belt sander with a belt length of 450 mm x width 50 mm. Matching belts: BA 50/450 and VB 50/450. Can be connected to all flexible shafts with G28 sliding coupling (instead of the handpiece).

**Contents:**
1 key (SKST SW 17 mm).

| Max. rotational speed [RPM] | Matches handpiece-side flexible shaft coupling G/dia. [mm] | Net weight [kg] | Item no. | Designation |
|---|---|---|---|---|
| 7,000 | 28 / G28 | 1.500 | 86400012 | BSG 10/50 G28 |


①


②

## Replacement rollers for belt sanders

PFERD TOOLS offers guide rollers, drive rollers and soft drive rollers.

| Image | D [mm] | T [mm] | Suitable for belt sanders | Net weight [kg] | Item no. | Designation |
|---|---|---|---|---|---|---|
| ② | 50 | 30 | BSG 10/35 G28 | 0.125 | 86400021 | ULR BSG 10/35 G28 |
| ① | 100 | 30 | BSG 10/35 G28 | 0.250 | 86400022 | ATR BSG 10/35 G28 |
| ② | 50 | 40 | BSG 10/50 G28 | 0.145 | 86400024 | ULR BSG 10/50 G28 |
| ① | 100 | 40 | BSG 10/50 G28 | 0.300 | 86400025 | ATR BSG 10/50 G28 |



*New item*




## Extensions for drive spindles, metric version

Allow access to difficult-to-reach areas and are clamped into the collet of the machine (air or electric grinder) or into the flexible shaft handpiece.

**Special features:**

- Cost-effective alternative to customized burrs and mounted points with long shanks.

| Image | Max. rotational speed [RPM] | Shank mounting dia. S [mm] | Tool mounting [mm] | Total length $L_1$ [mm] | Mounting pin length $L_2$ [mm] | Max. spindle dia. D [mm] | Incl. collet dia. [mm] | Collet group | Net weight [kg] | Item no. | Designation |
|---|---|---|---|---|---|---|---|---|---|---|---|
| ① | 44,000 | 6 | 3 | 76 | 30 | 9.5 | 3 | 14 | 0.028 | 87100359 | SPV 50-3 S6 |
| | | 8 | 3 | 78 | 30 | 9.5 | 3 | 14 | 0.035 | 87100356 | SPV 50-3 S8 |
| ② | 20,000 | SPG6 | 6 | 104 | Special | 12 | 6 | 10 | 0.073 | 87100728 | SPV 75-6 SPG6 |
| ③ | 20,000 | 6 | 6 | 58 | 18 | 12 | 6 | 10 | 0.025 | 87100069 | SPV 36-6 S6 |
| | | 8 | 6 | 95 | 30 | 12 | 6 | 10 | 0.055 | 87100365 | SPV 50-6 S8 |
| | | | | 120 | 30 | 12 | 6 | 10 | 0.076 | 87100358 | SPV 75-6 S8 |
| ④ | 20,000 | SPG6 | 6 | 129 | Special | 12 | 6 | 10 | 0.096 | 87101237 | SPV 100-6 SPG6 |
| ⑤ | 20,000 | 8 | 6 | 144 | 30 | 12 | 6 | 10 | 0.100 | 87100357 | SPV 100-6 S8 |
| ⑥ | 10,000 | 6 | 3 | 150 | 30 | 11.5 | - | - | 0.055 | 87100362 | SPV 150-3 S6 |
| ⑦ | 10,000 | 8 | 6 | 150 | 30 | 13.5 | - | - | 0.082 | 87100363 | SPV 150-6 S8 |
| ⑧ | 10,000 | 8 | 8 | 150 | 30 | 15.9 | - | - | 0.110 | 87100134 | SPV 150-8 S8 |




## Extensions for drive spindles, imperial version

Allow access to difficult-to-reach areas and are clamped into the collet of the machine (air or electric grinder) or into the flexible shaft handpiece.

**Special features:**

- Cost-effective alternative to customized burrs and mounted points with long shanks.

| Image | Max. rotational speed [RPM] | Shank mounting dia. S [inch] | Tool mounting [inch] | Total length $L_1$ [inch] | Mounting pin length $L_2$ [inch] | Max. spindle dia. D [inch] | Incl. collet dia. [mm] | Collet group | Net weight [kg] | Item no. | Designation |
|---|---|---|---|---|---|---|---|---|---|---|---|
| ① | 44,000 | 1/4 | 1/8 | 2.99 | 1.18 | 0.37 | 1/8 | 14 | 0.028 | 89912000 | SPV 50-1/8 S1/4 |
| ② | 20,000 | SPG6 | 1/4 | 4.09 | Special | 0.47 | 1/4 | 10 | 0.073 | 89912001 | SPV 75-1/4 SPG6 |
| | | 3/8 | 1/4 | 4.72 | 1.18 | 0.47 | 1/4 | 10 | 0.077 | 89912002 | SPV 75-1/4 S3/8 |
| ③ | 20,000 | SPG6 | 1/4 | 5.08 | Special | 0.47 | 1/4 | 10 | 0.096 | 89912003 | SPV 100-1/4 SPG6 |
| ④ | 20,000 | 3/8 | 1/4 | 5.67 | 1.18 | 0.47 | 1/4 | 10 | 0.100 | 89912004 | SPV 100-1/4 S3/8 |
| ⑤ | 10,000 | 1/4 | 1/8 | 5.91 | 1.18 | 0.45 | - | - | 0.055 | 89912005 | SPV 150-1/8 S1/4 |
| ⑥ | 10,000 | 3/8 | 1/4 | 5.91 | 1.18 | 0.53 | - | - | 0.082 | 89912006 | SPV 150-1/4 S3/8 |




## Extensions for drive spindles

Allows access to difficult-to-reach areas and particularly deep cores. They are clamped into the collet of the machine (air or electric grinder) or into the flexible shaft handpiece. They must also be guided by hand.

**Contents:**
2 keys (2x DM SW 6/7 mm or 2x DM SW 9/11 mm).

**Special features:**
- The extension is only suitable for manual applications.
- Cost-effective alternative to customized burrs and mounted points with long shanks.

| Image | Max. rotational speed [RPM] | Shank mounting dia. S [mm] | Tool mounting [mm] | Total length $L_1$ [mm] | Mounting pin length $L_2$ [mm] | Max. spindle dia. D [mm] | Incl. collet dia. [mm] | Collet group | Net weight [kg] | Item no. | Designation |
|---|---|---|---|---|---|---|---|---|---|---|---|
| **SPVH 9** | | | | | | | | | | | |
| ① | 25,000 | 6 | 3 | 406 | 28 | 9 | 3 | 2 | 0.130 | 87101310 | SPVH9 L300-3 S6 |
| | | | | 606 | 28 | 9 | 3 | 2 | 0.340 | 87101457 | SPVH9 L500-3 S6 |
| | | | | 906 | 28 | 9 | 3 | 2 | 0.520 | 87101502 | SPVH9 L800-3 S6 |
| | | | | 1,106 | 28 | 9 | 3 | 2 | 0.640 | 87101504 | SPVH9 L1000-3 S6 |
| **SPVH 13** | | | | | | | | | | | |
| ② | 25,000 | 6 | 6 | 406 | 28 | 13 | 6 | 10 | 0.320 | 87101503 | SPVH13 L300-6 S6 |
| | | 8 | 6 | 606 | 28 | 13 | 6 | 10 | 0.502 | 87101280 | SPVH13 L500-6 S8 |
| | | 6 | 6 | 906 | 28 | 13 | 6 | 10 | 0.770 | 87101506 | SPVH13 L800-6 S6 |
| | | | | 1,106 | 28 | 13 | 6 | 10 | 0.950 | 87101309 | SPVH13 L1000-6 S6 |
| | | 8 | 6 | 406 | 28 | 13 | 6 | 10 | 0.322 | 87101289 | SPVH13 L300-6 S8 |
| | | 6 | 6 | 606 | 28 | 13 | 6 | 10 | 0.500 | 87101429 | SPVH13 L500-6 S6 |
| | | 8 | 6 | 906 | 28 | 13 | 6 | 10 | 0.772 | 87101290 | SPVH13 L800-6 S8 |
| | | | | 1,106 | 28 | 13 | 6 | 10 | 0.952 | 87101372 | SPVH13 L1000-6 S8 |

# Rigid extensions STV

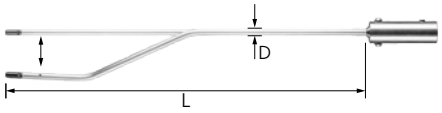


## Rigid extension STV9 DIN 10

Rigid extension with max. 25,000 RPM for hard-to-reach areas. No risk of overloading the drive motor when used in conjunction with DL motor.

**Contents:**
1 SPZ GR.2 3 mm, 3 keys (2x DM SW 6/7 mm, 1x SKS 4 mm).

**Special features:**
- Special lengths and options for workpiece adaptation available on request.
- The potential bending point and the bending radius depend on the STV type and the desired bend.
- Curved types available as from a minimum length of 500 mm.

| Dimensions dia. x length [mm] | Net weight [kg] | Item no. | Designation |
|---|---|---|---|
| 9 x 300 | 0.430 | 80900330 | STV9 L300 |
| 9 x 500 | 0.520 | 80900335 | STV9 L500 |
| 9 x 800 | 0.640 | 80900340 | STV9 L800 |
| 9 x 1,000 | 0.720 | 80900345 | STV9 L1000 |

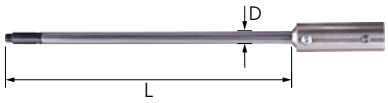


## Rigid extension STV13 DIN 10

Rigid extension with max. 25,000 RPM for hard-to-reach areas. No risk of overloading the drive motor when used in conjunction with DL motor.



**Contents:**
1 SPZ GR.10 6 mm, 3 keys
(2x DM SW 9/11 mm, 1x SKS 4 mm).

**Special features:**
- Special lengths and options for workpiece adaptation available on request.
- The potential bending point and the bending radius depend on the STV type and the desired bend.
- Curved types available as from a minimum length of 500 mm.

| Dimensions dia. x length [mm] | Net weight [kg] | Item no. | Designation |
|---|---|---|---|
| 13 x 300 | 0.520 | 80900218 | STV13 L300 |
| 13 x 500 | 0.670 | 80900232 | STV13 L500 |
| 13 x 800 | 0.890 | 80900305 | STV13 L800 |
| 13 x 1,000 | 1.040 | 80900310 | STV13 L1000 |




## Rigid extension STV20 DIN 10

Rigid extension for hard-to-reach areas. No risk of overloading the drive motor when used in conjunction with DL motor.

**Contents:**
1 SPZ GR.6 6 mm, 2 keys (1x EM SW 11 mm, 1x EM SW 12 mm), handpiece HA 4 G16/G22 STV.

**Special features:**
- Special lengths and options for workpiece adaptation available on request.
- The potential bending point and the bending radius depend on the STV type and the desired bend.
- Curved types available as from a minimum length of 500 mm.

| Sliding coupling [G] | Dimensions dia. x length [mm] | Matching handpiece | Net weight [kg] | Item no. | Designation |
|---|---|---|---|---|---|
| 16/22 | 20 x 200 | HA 4 G16/G22 STV | 0.400 | 80900351 | STV20 L 200 |
| | 20 x 400 | HA 4 G16/G22 STV | 0.630 | 80900352 | STV20 L 400 |
| | 20 x 600 | HA 4 G16/G22 STV | 0.890 | 80900353 | STV20 L 600 |




## Rigid extension STV27 DIN 10

Rigid extension for hard-to-reach areas. No risk of overloading the drive motor when used in conjunction with DL motor.

**Special features:**
- Special lengths and options for workpiece adaptation available on request.
- The potential bending point and the bending radius depend on the STV type and the desired bend.
- Curved types available as from a minimum length of 500 mm.

| Sliding coupling [G] | Dimensions dia. x length [mm] | Matching handpiece | Net weight [kg] | Item no. | Designation |
|---|---|---|---|---|---|
| 22 | 27 x 250 | HA 7 G22 STV, WHA 7 G22 STV | 0.550 | 80900354 | STV27 L 250 |
| | 27 x 500 | HA 7 G22 STV, WHA 7 G22 STV | 0.930 | 80900355 | STV27 L 500 |

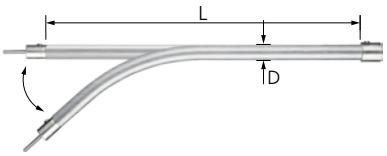


## Rigid extension STV33 DIN 10

Rigid extension for hard-to-reach areas. No risk of overloading the drive motor when used in conjunction with DL motor.

**Special features:**
- Special lengths and options for workpiece adaptation available on request.
- The potential bending point and the bending radius depend on the STV type and the desired bend.
- Curved types available as from a minimum length of 500 mm.

| Sliding coupling [G] | Dimensions dia. x length [mm] | Matching handpiece | Net weight [kg] | Item no. | Designation |
|---|---|---|---|---|---|
| 28 | 33 x 250 | HA 10 G28 STV, HA 12 G28 STV, WHA 10 G28 STV | 1.025 | 80900356 | STV33 L 250 |
| | 33 x 500 | HA 10 G28 STV, HA 12 G28 STV, WHA 10 G28 STV | 2.100 | 80900357 | STV33 L 500 |
| | 33 x 1,000 | HA 10 G28 STV, HA 12 G28 STV, WHA 10 G28 STV | 3.250 | 80900358 | STV33 L 1000 |




## Direct connection DA DIN 10

For direct (rigid) connection of handpieces with the sliding coupling (G) to flexible shaft drive motors with DIN 10 connection. Can be used as shortest rigid extension.

| Sliding coupling [G] | Dimensions dia. x length [mm] | Matching handpiece | Net weight [kg] | Item no. | Designation |
|---|---|---|---|---|---|
| 22 | 30 x 90 | HA 7 G22 STV, WHA 7 G22 STV | 0.204 | 87100623 | DA 27 DIN 10/G22 |
| 28 | 30 x 100 | HA 10 G28 STV, HA 12 G28 STV, WHA 10 G28 STV | 0.305 | 80900029 | DA 33 DIN 10/G28 |




## Replacement core DIN 10

Pre-assembled replacement core for the direct connection (DA).

| Sliding coupling [G] | Dimensions dia. x length [mm] | Net weight [kg] | Item no. | Designation |
|---|---|---|---|---|
| 22 | 7 x 125 | 0.035 | 80900244 | SE DA 27 DIN 10/G22 |
| 28 | 12 x 153 | 0.107 | 80900088 | SE DA 33 DIN 10/G28 |

# Handpieces for rigid extensions




## Handpiece HA 4 G16/G22 STV for rigid extensions

When combined with air-power and steplessly speed-adjustable electric motors, the ideal solution for applications in hard-to-access workpieces, e.g. during cleaning or milling work.

**Contents:**
1 SPZ GR.6 6 mm, 2 keys (1x EM SW 11 mm, 1x EM SW 12 mm).

**Special features:**
- Robust INOX version for use with rigid extensions. Can be connected to all flexible shafts with G16/G22 sliding coupling.

| Max. rotational speed [RPM] | Handpiece-side coupling G / dia. [mm] | Dimensions dia. x length [mm] | Collet group | Net weight [kg] | Item no. | Designation |
|---|---|---|---|---|---|---|
| 25,000 | 16 / 22 | 20 x 120 | 6 | 0.135 | 86200039 | HA 4 G16/G22 STV |




## Handpiece HA 7 G22 STV for rigid extensions

When combined with air-power and steplessly speed-adjustable electric motors, the ideal solution for applications in hard-to-access workpieces, e.g. during cleaning or milling work.

**Contents:**
1 SPZ GR.6 6 mm, 2 keys (1x EM SW 11 mm, 1x EM SW 14 mm).

**Special features:**
- Robust INOX version for use with rigid extensions. Can be connected to all flexible shafts with G22 sliding coupling.

| Max. rotational speed [RPM] | Handpiece-side coupling G / dia. [mm] | Dimensions dia. x length [mm] | Collet group | Net weight [kg] | Item no. | Designation |
|---|---|---|---|---|---|---|
| 25,000 | 22 / 22 | 27 x 130 | 6 | 0.259 | 86200040 | HA 7 G22 STV |




## Handpiece HA 10 G28 STV for rigid extensions

When combined with air-power and steplessly speed-adjustable electric motors, the ideal solution for applications in hard-to-access workpieces, e.g. during cleaning or milling work.

**Contents:**
1 SPZ GR.6 6 mm, 2 keys (1x EM SW 11 mm, 1x EM SW 15 mm).

**Special features:**
- Robust INOX version for use with rigid extensions. Can be connected to all flexible shafts with G28 sliding coupling.

| Max. rotational speed [RPM] | Handpiece-side coupling G / dia. [mm] | Dimensions dia. x length [mm] | Collet group | Net weight [kg] | Item no. | Designation |
|---|---|---|---|---|---|---|
| 18,000 | 28 / 28 | 33 x 160 | 6 | 0.396 | 86200041 | HA 10 G28 STV |




## Handpiece HA 12 G28 STV for rigid extensions

When combined with air-power and steplessly speed-adjustable electric motors, the ideal solution for applications in hard-to-access workpieces, e.g. during cleaning or milling work.

**Contents:**
1 SPZ GR.12 6 mm, 2 keys (DM SW 20/22 mm).

**Special features:**
- Robust INOX version for use with rigid extensions. Can be connected to all flexible shafts with G28 sliding coupling.

| Max. rotational speed [RPM] | Handpiece-side coupling G / dia. [mm] | Dimensions dia. x length [mm] | Collet group | Net weight [kg] | Item no. | Designation |
|---|---|---|---|---|---|---|
| 18,000 | 28 / 28 | 33 x 170 | 12 | 0.512 | 86200042 | HA 12 G28 STV |




## Angle handpiece WHA 7 90° G22 STV for rigid extensions

When combined with air-power and steplessly speed-adjustable electric motors, the ideal solution for applications in hard-to-access workpieces, e.g. during cleaning or milling work.

**Contents:**
1 SPZ GR.6 6 mm, 2 keys (1x EM SW 11 mm, 1x EM SW 14 mm).

**Special features:**
- Robust INOX version for use with rigid extensions. Can be connected to all flexible shafts with G22 sliding coupling.

| Max. rotational speed [RPM] | Handpiece-side coupling G / dia. [mm] | Dimensions dia. x length [mm] | Transmission ratio | Collet group | Net weight [kg] | Item no. | Designation |
|---|---|---|---|---|---|---|---|
| 17,100 | 22 / 22 | 67 x 165 | 1:1 | 6 | 0.808 | 86300131 | WHA 7 90° G22 STV |




## WHA 7 45° G22 STV

Handpiece for rigid extensions. Ideal for work in hard-to-reach areas.

**Contents:**
Collet SPZ GR.6 6 mm, 2 keys (1x EM SW 11 mm, 1x EM SW 14 mm).

**Special features:**
- Can be connected to all rigid extensions with G22 sliding coupling.
- With 45° angle head for optimum access to corners and hard-to-reach areas.

| Max. rotational speed [RPM] | Handpiece-side coupling G / dia. [mm] | Dimensions dia. x length [mm] | Transmission ratio | Collet group | Net weight [kg] | Item no. | Designation |
|---|---|---|---|---|---|---|---|
| 17,100 | 22 / G22 | 165 | 1,31:1 | 6 | 0.820 | 86300133 | WHA 7 45° G22 STV |




## Angle handpiece WHA 10 90° G28 STV for rigid extensions

When combined with air-power and steplessly speed-adjustable electric motors, the ideal solution for applications in hard-to-access workpieces, e.g. during cleaning or milling work.

**Contents:**
1 SPZ GR.6 6 mm, 2 keys (1x EM SW 11 mm, 1x EM SW 14 mm).

**Special features:**
- Robust INOX version for use with rigid extensions. Can be connected to all flexible shafts with G28 sliding coupling.

| Max. rotational speed [RPM] | Handpiece-side coupling G / dia. [mm] | Dimensions dia. x length [mm] | Transmission ratio | Collet group | Net weight [kg] | Item no. | Designation |
|---|---|---|---|---|---|---|---|
| 17,100 | 28 / 28 | 67 x 165 | 1:1 | 6 | 0.851 | 86300132 | WHA 10 90° G28 STV |




## WHA 10 45° G28 STV

Handpiece for rigid extensions. Ideal for work in hard-to-reach areas.

**Contents:**
Collet SPZ GR.6 6 mm, 2 keys (1x EM SW 11 mm, 1x EM SW 14 mm).

**Special features:**
- Can be connected to all rigid extensions with G28 sliding coupling.
- With 45° angle head for optimum access to corners and hard-to-reach areas.

| Max. rotational speed [RPM] | Handpiece-side coupling G / dia. [mm] | Dimensions dia. x length [mm] | Transmission ratio | Collet group | Net weight [kg] | Item no. | Designation |
|---|---|---|---|---|---|---|---|
| 17,100 | 28 / G28 | 38 x 165 | 1,31:1 | 6 | 0.820 | 86300134 | WHA 10 45° G28 STV |

# Angle drive for STV




## Angle drive WT 10 G28 STV

Can be connected to all rigid extensions with G28 connection (instead of the handpiece). Enables rigid extensions to be used as angle grinders.

**Contents:**
1 clamping nut (item no. 98980036), 2 flange screws (1x item no. 98980037, 1x item no. 98980038), 2 spacer sleeves (1x item no. 98980039, 1x item no. 98980040), keys (1x STL SW 35 x 5 mm, 1x SKS SW 4 mm), guard dia. 125 mm, anti-vibration handle.

**Special features:**
- Enables rigid extensions to be used as angle grinders.
- Robust INOX type for use with rigid extensions.

| Net weight [kg] | Item no. | Designation |
|---|---|---|
| 1.470 | 86300624 | WT 10 G28 STV |



*New item*




## Burnishing angle drive SWT 10 G28 STV

Can be connected to all rigid extensions with G28 connection (instead of the handpiece). With M14 spindle thread and 19 x 100 mm tool mounting [dia. x width].

**Contents:**
Hand guard, anti-vibration handle, detachable drive spindle.

**Special features:**
- Enables rigid extensions to be used as angle grinders.
- Robust INOX type for use with rigid extensions.

| Net weight [kg] | Item no. | Designation |
|---|---|---|
| 1.950 | 86300623 | SWT 10 G28 STV |

# DL motors DIN 10 for rigid extensions




4 Oil /min

## PMA 4/220 HV

Air-power motor with exhaust directed to the rear and dead man's switch using safety lever valve for rigid extensions with DIN 10 connection.

**Contents:**
1 m exhaust hose and 2.5 m air supply hose with 1/4" male threaded connection, threaded quick coupling (STGI), 2 keys (STS D 4 mm).

**Special features:**
- Very powerful with a compact design.

| Rotational speed [RPM] | Power output [watts] | Air consumption at idle [m³/min] | Air consumption under load [m³/min] | Connection coupling [DIN] | Air supply hose internal dia. [mm] | Net weight [kg] | Item no. | Designation |
|---|---|---|---|---|---|---|---|---|
| 22,000 | 440 | 0.98 | 0.87 | 10 | 8 | 0.913 | 80703306 | PMA 4/220 HV |




4 Oil /min

## PMA 4/120 HV

Air-power motor with exhaust directed to the rear and dead man's switch using safety lever valve for rigid extensions with DIN 10 connection. With constant power delivery due to the centrifugal governor.

**Contents:**
1 m exhaust hose and 2.5 m air supply hose with 1/4" male threaded connection, threaded quick coupling (STGI), 2 keys (STS D 4 mm).

**Special features:**
- Very powerful with a compact design.

| Rotational speed [RPM] | Power output [watts] | Air consumption at idle [m³/min] | Air consumption under load [m³/min] | Connection coupling [DIN] | Air supply hose internal dia. [mm] | Net weight [kg] | Item no. | Designation |
|---|---|---|---|---|---|---|---|---|
| 12,000 | 370 | 0.5 | 0.87 | 10 | 8 | 0.995 | 80703307 | PMA 4/120 HV |




7 Oil /min

## PMA 10/200 HV

Powerful air-power motor with exhaust directed to the rear and dead man's switch using safety lever valve for rigid extensions with motor connection DIN 10.

**Contents:**
1 m exhaust hose and 2.5 m air supply hose with 1/2" male threaded connection, 2 keys (STS D 4 mm).

**Special features:**
- The highest rotational speed in this power range.

| Rotational speed [RPM] | Power output [watts] | Air consumption at idle [m³/min] | Air consumption under load [m³/min] | Connection coupling [DIN] | Air supply hose internal dia. [mm] | Net weight [kg] | Item no. | Designation |
|---|---|---|---|---|---|---|---|---|
| 20,000 | 1,000 | 1.38 | 1.1 | 10 | 13 | 1.200 | 80703135 | PMA 10/200 HV |

*New item*

# Drive systems with DIN 10/DIN 15

## DL motors DIN 10 for rigid extensions







### PMA 10/160 HV

Powerful air-power motor with exhaust directed to the rear and dead man's switch using safety lever valve for rigid extensions with motor connection DIN 10.

**Contents:**
1 m exhaust hose and 2.5 m air supply hose with 1/2" male threaded connection, 2 keys (STS D 4 mm).

**Special features:**
- With constant power delivery due to the centrifugal governor.

| Rotational speed [RPM] | Power output [watts] | Air consumption at idle [m³/min] | Air consumption under load [m³/min] | Connection coupling [DIN] | Air supply hose internal dia. [mm] | Net weight [kg] | Item no. | Designation |
|---|---|---|---|---|---|---|---|---|
| 16,000 | 1,000 | 0.7 | 0.9 | 10 | 13 | 1.200 | 80703140 | PMA 10/160 HV |







### PMA 10/120 HV

Powerful air-power motor with exhaust directed to the rear and dead man's switch using safety lever valve for rigid extensions with motor connection DIN 10.

**Contents:**
1 m exhaust hose and 2.5 m air supply hose with 1/2" male threaded connection, 2 keys (STS D 4 mm).

**Special features:**
- With constant power delivery due to the centrifugal governor.

| Rotational speed [RPM] | Power output [watts] | Air consumption at idle [m³/min] | Air consumption under load [m³/min] | Connection coupling [DIN] | Air supply hose internal dia. [mm] | Net weight [kg] | Item no. | Designation |
|---|---|---|---|---|---|---|---|---|
| 12,000 | 950 | 0.5 | 0.9 | 10 | 13 | 1.200 | 80703150 | PMA 10/120 HV |

## EL motors DIN 10 for rigid extensions




### EMER 8/280

Electric motor for rigid extensions with DIN 10 motor connection. With stepless rotational speed control and digital electronics for constant rotational speed.

**Contents:**
4 m power cable with mains connector, 2 keys (STS D 4 mm).

**Special features:**
- Overload protection.
- Smooth start-up to protect people, tools and the drive.

| Rotational speed range [RPM] | Power consumption [watts] | Power output [watts] | Voltage [volts] 50–60 Hz | Connection [DIN] | Net weight [kg] | Item no. | Designation |
|---|---|---|---|---|---|---|---|
| 28,000 – 8,500 | 750 | 410 | 230 | 10 | 2.030 | 83700330 | EMER 8/280 |




### EMER 8/90

Electric motor for rigid extensions with DIN 10 motor connection. With stepless rotational speed control and digital electronics for constant rotational speed.

**Contents:**
4 m power cable with mains connector, 2 keys (STS D 4 mm).

**Special features:**
- Overload protection.
- Smooth start-up to protect people, tools and the drive.

| Rotational speed range [RPM] | Power consumption [watts] | Power output [watts] | Voltage [volts] 50–60 Hz | Connection [DIN] | Net weight [kg] | Item no. | Designation |
|---|---|---|---|---|---|---|---|
| 9,000 – 2,500 | 710 | 410 | 230 | 10 | 2.030 | 83700340 | EMER 8/90 |

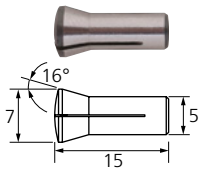


## Collet group 1

Plug-in collet with increased clamping force for reliable use with a union nut.

| Diameter [mm] | Diameter [inch] | Net weight [kg] | Item no. | Designation |
|---|---|---|---|---|
| 2.34 | - | 0.002 | 91491301 | SPZ GR.1 2.34 mm |
| 3 | - | 0.002 | 91491302 | SPZ GR.1 3 mm |
| - | 3/32 | 0.002 | 91491307 | SPZ GR.1 3/32″ |
| | 1/8 | 0.002 | 91491303 | SPZ GR.1 1/8″ |

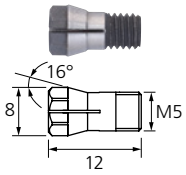


## Collet group 2

Screw-in collet with small diameter for use in narrow working areas.

| Diameter [mm] | Diameter [inch] | Net weight [kg] | Item no. | Designation |
|---|---|---|---|---|
| 2.34 | - | 0.001 | 94701604 | SPZ GR.2 2.34 mm |
| 3 | - | 0.001 | 94701601 | SPZ GR.2 3 mm |
| - | 3/32 | 0.001 | 94701603 | SPZ GR.2 2.34 mm - 3/32″ |
| | 1/8 | 0.001 | 94701602 | SPZ GR.2 1/8″ |

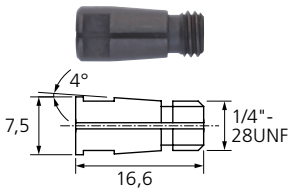


## Collet group 3

Screw-in collet with small diameter for use in narrow working areas.

| Diameter [mm] | Diameter [inch] | Net weight [kg] | Item no. | Designation |
|---|---|---|---|---|
| 3 | - | 0.003 | 90000273 | SPZ GR.3 3 mm |
| - | 1/8 | 0.003 | 90000282 | SPZ GR.3 1/8″ |

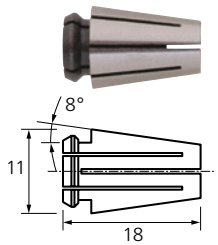


## Collet group 4

Plug-in collet with increased clamping force for reliable use with a union nut.

| Diameter [mm] | Diameter [inch] | Net weight [kg] | Item no. | Designation |
|---|---|---|---|---|
| 3 | - | 0.005 | 95771703 | SPZ GR.4 3 mm |
| 6 | - | 0.003 | 95771701 | SPZ GR.4 6 mm |
| - | 1/8 | 0.005 | 95771704 | SPZ GR.4 1/8″ |
| | 1/4 | 0.003 | 95771702 | SPZ GR.4 1/4″ |

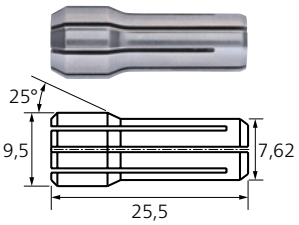


## Collet group 5

Plug-in collet with increased clamping force for reliable use with a union nut.

| Diameter [mm] | Diameter [inch] | Net weight [kg] | Item no. | Designation |
|---|---|---|---|---|
| 3 | 1/8 | 0.004 | 90000339 | SPZ GR.5 3 mm - 1/8" |
| 6 | - | 0.003 | 90000340 | SPZ GR.5 6 mm |
| - | 1/4 | 0.004 | 90000301 | SPZ GR.5 1/4" |

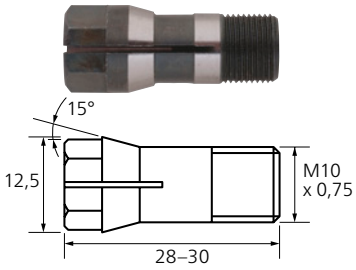


## Collet group 6

Screw-in collet with small diameter for use in narrow working areas.

| Diameter [mm] | Diameter [inch] | Net weight [kg] | Item no. | Designation |
|---|---|---|---|---|
| 3 | - | 0.013 | 95032503 | SPZ GR.6 3 mm |
| 5 | - | 0.012 | 95032506 | SPZ GR.6 5 mm |
| 6 | - | 0.012 | 95032501 | SPZ GR.6 6 mm |
| 8 | - | 0.007 | 95032517 | SPZ GR.6 8 mm |
| - | 3/32 | 0.007 | 95032516 | SPZ GR.6 3/32" |
| | 1/8 | 0.013 | 95032504 | SPZ GR.6 1/8" |
| | 1/4 | 0.012 | 95032502 | SPZ GR.6 1/4" |

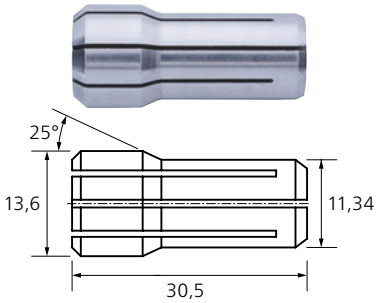


## Collet group 7

Plug-in collet with increased clamping force for reliable use with a union nut.

| Diameter [mm] | Diameter [inch] | Net weight [kg] | Item no. | Designation |
|---|---|---|---|---|
| 3 | 1/8 | 0.015 | 90000145 | SPZ GR.7 3 mm - 1/8" |
| 6 | - | 0.015 | 90000123 | SPZ GR.7 6 mm |
| 8 | - | 0.015 | 90000143 | SPZ GR.7 8 mm |
| - | 1/4 | 0.015 | 90000144 | SPZ GR.7 1/4" |
| | 3/8 | 0.015 | 90000100 | SPZ GR.7 3/8" |

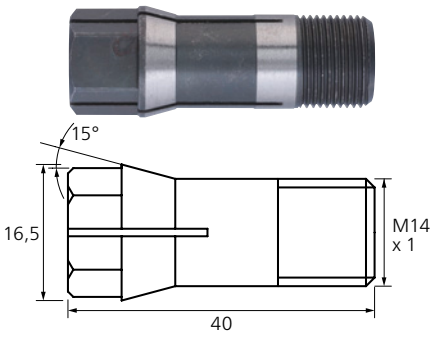


## Collet group 8

Screw-in collet with small diameter for use in narrow working areas.

| Diameter [mm] | Diameter [inch] | Net weight [kg] | Item no. | Designation |
|---|---|---|---|---|
| 6 | - | 0.026 | 95203402 | SPZ GR.8 6 mm |
| 8 | - | 0.026 | 95203405 | SPZ GR.8 8 mm |
| 10 | - | 0.026 | 95203407 | SPZ GR.8 10 mm |
| - | 1/4 | 0.026 | 95203403 | SPZ GR.8 1/4" |
| | 3/8 | 0.021 | 95203409 | SPZ GR.8 3/8" |

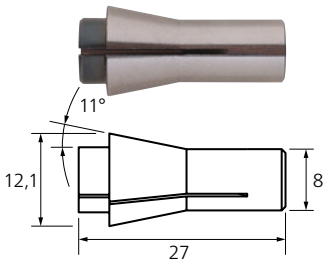


## Collet group 9

Plug-in collet with increased clamping force for reliable use with a union nut.

| Diameter [mm] | Diameter [inch] | Net weight [kg] | Item no. | Designation |
|---|---|---|---|---|
| 2.34 | 3/32 | 0.010 | 91490009 | SPZ GR.9 2.34 mm - 3/32" |
| 3 | - | 0.010 | 91490011 | SPZ GR.9 3 mm |
| 5 | - | 0.008 | 91490016 | SPZ GR.9 5 mm |
| 6 | - | 0.008 | 91490018 | SPZ GR.9 6 mm |
| - | 1/8 | 0.010 | 91490019 | SPZ GR.9 1/8" |
| | 1/4 | 0.008 | 91490020 | SPZ GR.9 1/4" |

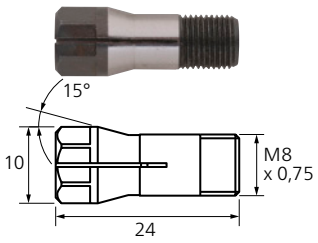


## Collet group 10

Screw-in collet with small diameter for use in narrow working areas.

| Diameter [mm] | Diameter [inch] | Net weight [kg] | Item no. | Designation |
|---|---|---|---|---|
| 3 | - | 0.006 | 95766301 | SPZ GR.10 3 mm |
| 5 | - | 0.006 | 95766304 | SPZ GR.10 5 mm |
| 6 | - | 0.006 | 95766303 | SPZ GR.10 6 mm |
| - | 1/8 | 0.006 | 95766302 | VF-SPZ GR.10 1/8" |
| | 1/4 | 0.006 | 95766351 | VF-SPZ GR.10 1/4" |

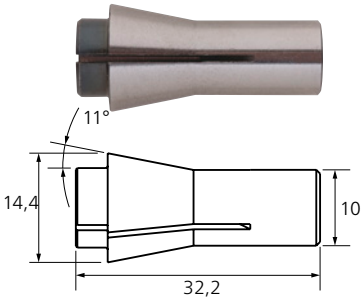


## Collet group 11

Plug-in collet with increased clamping force for reliable use with a union nut.

| Diameter [mm] | Diameter [inch] | Net weight [kg] | Item no. | Designation |
|---|---|---|---|---|
| 2.34 | 3/32 | 0.017 | 91490909 | SPZ GR.11 2.34 mm - 3/32″ |
| 3 | - | 0.017 | 91490912 | SPZ GR.11 3 mm |
| 5 | - | 0.017 | 91490917 | SPZ GR.11 5 mm |
| 6 | - | 0.015 | 91490919 | SPZ GR.11 6 mm |
| 8 | - | 0.013 | 91490923 | SPZ GR.11 8 mm |
| - | 1/8 | 0.017 | 91490927 | SPZ GR.11 1/8″ |
| | 1/4 | 0.013 | 91490926 | SPZ GR.11 1/4″ |

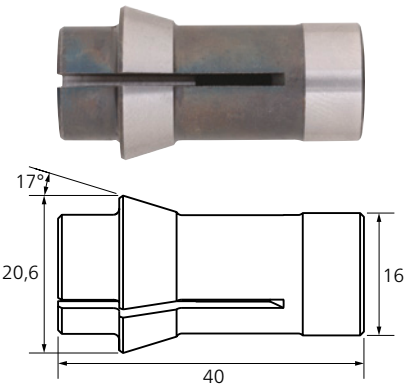


## Collet group 12

Plug-in collet with increased clamping force for reliable use with a union nut.

| Diameter [mm] | Diameter [inch] | Net weight [kg] | Item no. | Designation |
|---|---|---|---|---|
| 5 | - | 0.036 | 91490203 | SPZ GR.12 5 mm |
| 6 | - | 0.035 | 91490204 | SPZ GR.12 6 mm |
| 8 | - | 0.028 | 91490206 | SPZ GR.12 8 mm |
| 10 | - | 0.025 | 91490208 | SPZ GR.12 10 mm |
| 12 | - | 0.024 | 91490209 | SPZ GR.12 12 mm |
| - | 1/4 | 0.037 | 91490210 | SPZ GR.12 1/4″ |
| | 3/8 | 0.030 | 91490211 | SPZ GR.12 3/8″ |

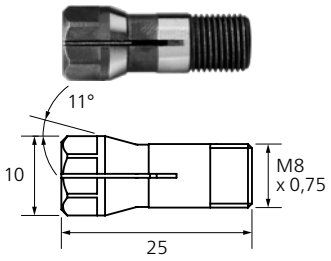


## Collet group 13

Screw-in collet with small diameter for use in narrow working areas.

| Diameter [mm] | Diameter [inch] | Net weight [kg] | Item no. | Designation |
|---|---|---|---|---|
| 2.34 | 3/32 | 0.006 | 90101823 | SPZ GR.13 2.34 mm - 3/32" |
| 3 | - | 0.006 | 90101830 | SPZ GR.13 3 mm |
| 5 | - | 0.006 | 90101850 | SPZ GR.13 5 mm |
| 6 | - | 0.006 | 90101860 | SPZ GR.13 6 mm |
| - | 1/8 | 0.006 | 90101818 | SPZ GR.13 1/8" |
| | 1/4 | 0.006 | 90101814 | SPZ GR.13 1/4" |

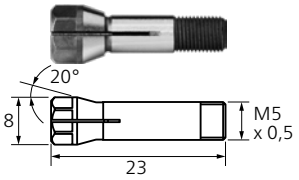


## Collet group 14

Screw-in collet with small diameter for use in narrow working areas.

| Diameter [mm] | Diameter [inch] | Net weight [kg] | Item no. | Designation |
|---|---|---|---|---|
| 2.34 | 3/32 | 0.003 | 90110423 | SPZ GR.14 2.34 mm - 3/32" |
| 3 | - | 0.003 | 90110430 | SPZ GR.14 3 mm |
| - | 1/8 | 0.003 | 90110418 | SPZ GR.14 1/8" |

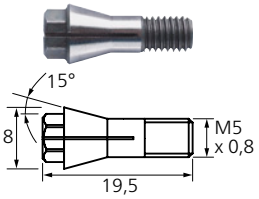


## Collet group 15

Screw-in collet with small diameter for use in narrow working areas.

| Diameter [mm] | Diameter [inch] | Net weight [kg] | Item no. | Designation |
|---|---|---|---|---|
| 3 | - | 0.018 | 98980000 | SPZ GR.15 3 mm |
| - | 3/32 | 0.002 | 98980002 | SPZ GR.15 3/32" |
| | 1/8 | 0.002 | 98980001 | SPZ GR.15 1/8" |

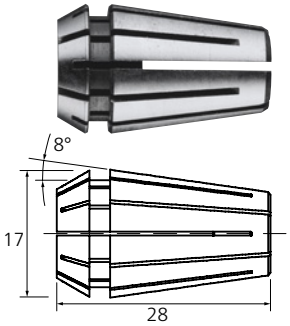


## Collet group 16

Plug-in collet with increased clamping force for reliable use with a union nut.

| Diameter [mm] | Diameter [inch] | Net weight [kg] | Item no. | Designation |
|---|---|---|---|---|
| 3 | - | 0.010 | 98980268 | SPZ GR.16 3 mm |
| 6 | - | 0.018 | 98980163 | SPZ GR.16 6 mm |
| 8 | - | 0.018 | 98980164 | SPZ GR.16 8 mm |
| 10 | - | 0.018 | 98980165 | SPZ GR.16 10 mm |
| 12 | - | 0.034 | 98980269 | SPZ GR.16 12 mm |
| - | 1/4 | 0.018 | 98980166 | SPZ GR.16 1/4" |

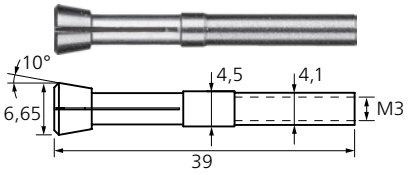


## Collet group 17

Screw-in collet with small diameter for use in narrow working areas.

| Diameter [mm] | Diameter [inch] | Net weight [kg] | Item no. | Designation |
|---|---|---|---|---|
| 2.35 | - | 0.002 | 90014051 | SPZ GR.17 2.35 mm |
| 3 | - | 0.002 | 90014050 | SPZ GR.17 3 mm |
| - | 1/8 | 0.002 | 90014052 | SPZ GR.17 1/8" |

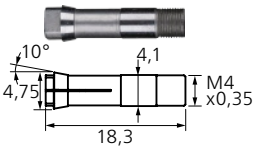


## Collet group 18

Screw-in collet with small diameter for use in narrow working areas.

| Diameter [mm] | Diameter [inch] | Net weight [kg] | Item no. | Designation |
|---|---|---|---|---|
| 2.35 | - | 0.001 | 90014061 | SPZ GR.18 2.35 mm |
| 3 | - | 0.001 | 90014060 | SPZ GR.18 3 mm |
| - | 1/8 | 0.001 | 90014062 | SPZ GR.18 1/8" |

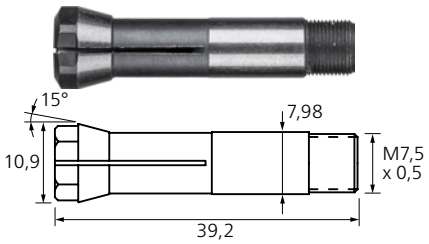


## Collet group 19

Screw-in collet with small diameter for use in narrow working areas.

| Diameter [mm] | Diameter [inch] | Net weight [kg] | Item no. | Designation |
|---|---|---|---|---|
| 2.35 | - | 0.011 | 90014073 | SPZ GR.19 2.35 mm |
| 3 | - | 0.011 | 90014071 | SPZ GR.19 3 mm |
| - | 1/8 | 0.011 | 90014072 | SPZ GR.19 1/8" |

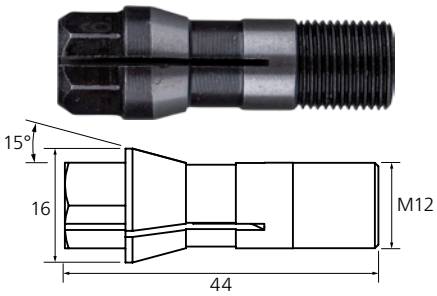


## Collet group 20

Screw-in collet with small diameter for use in narrow working areas.

| Diameter [mm] | Diameter [inch] | Net weight [kg] | Item no. | Designation |
|---|---|---|---|---|
| 3 | - | 0.008 | 98980262 | SPZ GR.20 3 mm |
| 6 | - | 0.018 | 98980261 | SPZ GR.20 6 mm |
| 8 | - | 0.021 | 98980263 | SPZ GR.20 8 mm |
| 10 | - | 0.028 | 98980264 | SPZ GR.20 10 mm |
| - | 1/4 | 0.018 | 98980265 | SPZ GR.20 1/4" |

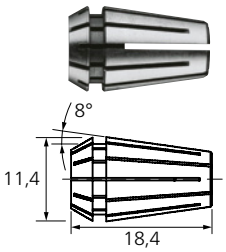


## Collet group 21

Plug-in collet with increased clamping force for reliable use with a union nut.

| Diameter [mm] | Diameter [inch] | Net weight [kg] | Item no. | Designation |
|---|---|---|---|---|
| 3 | - | 0.010 | 98980311 | SPZ GR.21 3 mm |
| 6 | - | 0.010 | 98980310 | SPZ GR.21 6 mm |
| - | 1/8 | 0.010 | 98980398 | SPZ GR.21 1/8" |
| | 1/4 | 0.010 | 98980399 | SPZ GR.21 1/4" |

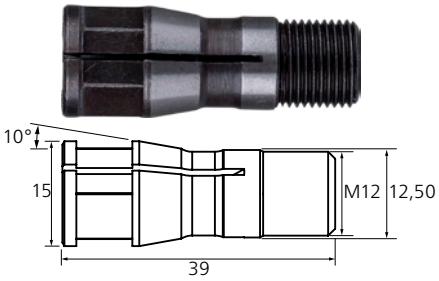


## Collet group 22

Screw-in collet with small diameter for use in narrow working areas.

| Diameter [mm] | Diameter [inch] | Net weight [kg] | Item no. | Designation |
|---|---|---|---|---|
| 3 | - | 0.024 | 98960171 | SPZ GR.22 3 mm |
| 6 | - | 0.024 | 98960172 | SPZ GR.22 6 mm |
| 8 | - | 0.021 | 98960173 | SPZ GR.22 8 mm |
| - | 1/4 | 0.024 | 98960170 | SPZ GR.22 1/4" |

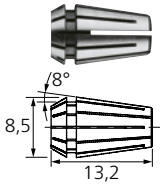


## Collet group 23

Plug-in collet with increased clamping force for reliable use with a union nut.

| Diameter [mm] | Diameter [inch] | Net weight [kg] | Item no. | Designation |
|---|---|---|---|---|
| 3 | - | 0.018 | 98980660 | SPZ GR.23 3 mm |
| - | 3/32 | 0.018 | 98980661 | SPZ GR.23 3/32" |
| | 1/8 | 0.018 | 98980662 | SPZ GR.23 1/8" |

# Reducing collets and adapter



① ②

## Reducing collets and adapter

Reducing collets fit into an existing collet for 6 mm shank tools and are used as adapters for shank tools.

| Image | Reducing shank holder | Suitable for | Net weight [kg] | Item no. | Designation |
|---|---|---|---|---|---|
| ① | from 6 mm to 3 mm diameter | - | 0.004 | 87100162 | RZH 63 |
| | from 6 mm to 2.34 mm diameter | - | 0.004 | 87100153 | RZH 6234 |
| | Dia. from 6 mm to 4 mm | - | 0.004 | 87101375 | RZH 64 |
| ② | - | Cordless angle grinder with SBH/SBHR 20, 25, 38, 50 | 0.006 | 84205030 | AF M5 CD 1/4-20 UNC |

# Arbor

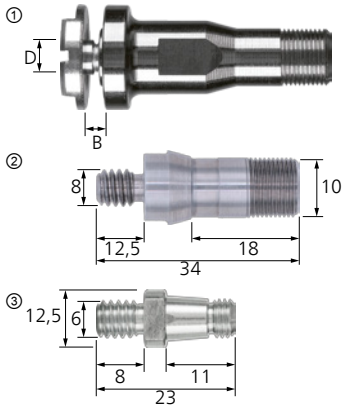


## Arbor

PFERD TOOLS offers arbors as accessories.

| Image | Collet group | Tool mounting | Tool mounting dia. D [mm] | Tool mounting B [mm] | Suitable for | Net weight [kg] | Item no. | Designation |
|---|---|---|---|---|---|---|---|---|
| ① | - | 0-10 | 6 | 0-10 | All drives with SPG6 | 0.035 | 80810011 | BO SPG 6/6 0-10 |
| | | | 10 | 0-10 | All drives with SPG6 | 0.035 | 80810012 | BO SPG 6/10 0-10 |
| ② | 6 | 1/4"-20 UNC | - | 1/4"-20 UNC | All drives with SPG6 | 0.019 | 80810018 | ASD SPG 6 CD 1/4''-20 UNC |
| ③ | 3 | 1/4"-20 UNC | - | 1/4"-20 UNC | All drives with SPG6 | 0.018 | 80810015 | ASD SPG 3 CD 1/4''-20 UNC |





*New item*




## Handle adapter

Handle adapter for RCK handpieces in the 400 W performance class and for air-powered angle grinders with a diameter of 38.5 mm.

**Contents:**
1x Sensohandle M8 anti-vibration handle
(item no. 86900225).

| Clamping range [mm] | Thread | Net weight [kg] | Item no. | Designation |
|---|---|---|---|---|
| 38-39 | M8 | 0.220 | 98991096 | HGA D38.5 KPL. |

# Hand guard adapter




## Hand guard adapter HSA D38.5 set

This adapter set enables tools with a diameter of up to 50 mm and a thickness of up to 4 mm to be used. The changeover process is quick and easy.



**Contents:**
1 bolt hand guard B0 SPG6 6/10 0-4, 1 washer 10 mm, 1 screw M6-14.

| Collet group | Clamping range [mm] | Max. tool diameter [mm] | Disc/ wheel hole [mm] | Disc/ wheel thickness [mm] | Length [mm] | Width [mm] | Height [mm] | Net weight [kg] | Item no. | Designation |
|---|---|---|---|---|---|---|---|---|---|---|
| 6 | 38-39 | 50 | 6 / 10 | 0-4 | 32 | 88 | 86 | 0.107 | 80810050 | HSA 38.5 Set |

# Key




## Hexagon L-wrench

Hexagon L-wrench with various widths across flats. Suitable for versatile use.

| Width across flats SW | Net weight [kg] | Item no. | Designation |
|---|---|---|---|
| 2.5 mm | 0.003 | 98980670 | SKS size 2,5 mm |
| | 0.004 | 90200021 | SKS SW 2,5 mm |
| 3 mm | 0.005 | 92785501 | SKS SW 3 mm |
| 4 mm | 0.006 | 92785502 | SKS SW 4 mm |
| 5 mm | 0.018 | 92785503 | SKS SW 5 mm |
| 5/32" | 0.008 | 90001869 | SKS SW 5/32" |



*New item*

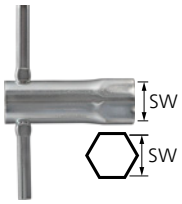


## Hexagon socket spanner

Hexagon socket spanner has a hexagon socket.

| Width across flats SW | Net weight [kg] | Item no. | Designation |
|---|---|---|---|
| 17 mm | 0.073 | 91243601 | SKST size 17 mm |




## Single-head spanner

Single-head spanner with different widths across flats on one end.

| Width across flats SW | Net weight [kg] | Item no. | Designation |
|---|---|---|---|
| 7 mm | 0.008 | 90001914 | EM SW 7 mm |
| 8 mm | 0.014 | 93785706 | EM SW 8 mm |
| 9 mm | 0.023 | 95770101 | EM SW 9 mm |
| 10 mm | 0.026 | 90000299 | EM SW 10 mm |
| 11 mm | 0.025 | 93785701 | EM SW 11 mm |
| 12 mm | 0.027 | 98980322 | EM SW 12 mm |
| 13 mm | 0.061 | 98960042 | EM SW 13 mm |
| 14 mm | 0.038 | 93785703 | EM SW 14 mm |
| 15 mm | 0.048 | 98980561 | EM size 15 mm |
| 17 mm | 0.062 | 92785611 | EM SW 17 mm |
| 18 mm | 0.063 | 93785704 | EM SW 18 mm |
| 13/64" | 0.022 | 90000274 | EM SW 13/64" |
| 7/16" | 0.040 | 90000377 | EM SW 7/16" |
| 9/16" | 0.010 | 90000121 | EM SW 9/16" |
| 3/4" | 0.015 | 90000122 | EM SW 3/4" |




## Double open-ended spanner

Double open-ended spanner with widths across flats at both ends.

| Width across flats SW 1 / SW 2 | Net weight [kg] | Item no. | Designation |
|---|---|---|---|
| 4/4 mm | 0.005 | 90014010 | DM SW 4/4 mm |
| 6/8 mm | 0.025 | 98980010 | DM SW 6/8 mm |
| 10/10 mm | 0.020 | 90014004 | DM SW 10/10 mm |
| 20/22 mm | 0.149 | 98980190 | DM SW 20/22 mm |




## Face pin spanner

Face pin wrench with various widths across flats for angle grinders.

| Width across flats SW 1 x SW 2 | Net weight [kg] | Item no. | Designation |
|---|---|---|---|
| 35x5 mm | 0.122 | 91244601 | STL SW 35x5 mm |




## C-wrench

C-wrench for chisel holding springs (MHF) and for widths across flats from 40 to 42 mm.

| Length [mm] | Width [mm] | Height [mm] | Net weight [kg] | Item no. | Designation |
|---|---|---|---|---|---|
| 94 | 18 | 26.5 | 0.020 | 98988410 | HS MHF |




## Allen key

Allen key in various diameters for DIN 10/DIN 15 drive systems.

| Diameter D [mm] | Net weight [kg] | Item no. | Designation |
|---|---|---|---|
| 2.35 | 0.003 | 90014015 | STS D2,35mm |
| 2.5 | 0.006 | 92792301 | STS D 2,5 mm |
| 4 | 0.015 | 92792302 | STS D 4 mm |
| 6 | 0.034 | 92792303 | STS D 6 mm |



## Collet key

Key for force-controlled securing and changing of collets in group 18.

| Net weight [kg] | Item no. | Designation |
|---|---|---|
| 0.015 | 90014014 | SPS VK 4 mm |



## Lock sleeve

Lock sleeve for tool changes on micro motor and RCK angle handpieces with a slim and light design.

| Diameter D [mm] | Net weight [kg] | Item no. | Designation |
|---|---|---|---|
| 13.5 | 0.032 | 90014003 | MIM ARH |




## Lock spanner

Lock spanner for reliable collet changes for micro motor and RCK handpieces with a slim and light design.

| Diameter D [mm] | Net weight [kg] | Item no. | Designation |
|---|---|---|---|
| 6.6 | 0.040 | 90014009 | MIM ARS HA D 23,5 |




## Collet key

Collet key for reliable collet changes for micro motor and RCK handpieces with a slim and light design.

| Diameter D [mm] | Net weight [kg] | Item no. | Designation |
|---|---|---|---|
| 7 | 0.022 | 90014008 | MIM SPS DK D 7 |




## Double pin spanner

Double pin spanner for reliable collet changes for micro motor and RCK handpieces with a slim and light design.

| Width across flats SW | Diameter D [mm] | Net weight [kg] | Item no. | Designation |
|---|---|---|---|---|
| 12.35 mm | 2.35 | 0.004 | 90014011 | MIM DSTS SW 11xD 2,4 mm |



## Special lubricating oil

Special lubricating oil for air-powered devices with oil mist lubrication.

| Contents | Use for | Net weight [kg] | Item no. | Designation |
|---|---|---|---|---|
| Special lubricating oil 1 L | Oil mist device | 1.004 | 80900014 | 1 L ONG OEL |
| Special lubricating oil 5 L | Oil mist device | 5.220 | 80900013 | 5 L ONG OEL |



## Maintenance set P-Set BW 4/6

Set for maintaining flexible shafts.



**Contents:**
1 hose brush for removing the old grease from the flexible casing, 1 x flexible shaft grease FT 4, 2 non-linting cleaning cloths (400 x 330 mm).

| Contents | Use for | Net weight [kg] | Item no. | Designation |
|---|---|---|---|---|
| 2 cloths, flexible shaft grease FT 4, hose brush BW 4/6 | BW 4, BW 6 | 0.770 | 86396005 | P-Set BW 4/6 |



## Maintenance set P-Set BW 7

Set for maintaining flexible shafts. Degrease the core with a non-linting cleaning cloth.



**Contents:**
1 hose brush BW 7 for removing the old grease from the flexible casing, 1x flexible shaft grease FT 4, 2 non-linting cleaning cloths (400 x 330 mm).

| Contents | Use for | Net weight [kg] | Item no. | Designation |
|---|---|---|---|---|
| 2 cloths, flexible shaft grease FT 4, hose brush BW 7 | BW 7 | 0.770 | 86396007 | P-Set BW 7 |



## Maintenance set P-Set BW 10/12

Set for maintaining flexible shafts. Clean the casing with the tube brush from the maintenance set.



**Contents:**
1 hose brush BW 10/12 for removing the old grease from the flexible casing, 1x flexible shaft grease FT 4, 2 non-linting cleaning cloths (400 x 330 mm).

| Contents | Use for | Net weight [kg] | Item no. | Designation |
|---|---|---|---|---|
| 2 cloths, flexible shaft grease FT 4, hose brush BW 10/12 | BW 10, BW 12 | 0.770 | 86396006 | P-Set BW 10/12 |



## Flexible shaft grease 450 g

Flexible shaft grease with special lubrication and adhesive properties for flexible shafts. After approximately 100 operating hours, the core of the flexible shaft must be re-lubricated. Clean the core and casing and reapply the special shaft grease to the core.



| Contents | Use for | Net weight [kg] | Item no. | Designation |
|---|---|---|---|---|
| Flexible shaft grease 450 g | Flexible shafts | 0.450 | 86396010 | FT 4 |



## Special grease 100 g

Special grease for re-greasing angle heads.

| Contents | Use for | Net weight [kg] | Item no. | Designation |
|---|---|---|---|---|
| Special grease 100 g | Ball bearing, angle head | 0.100 | 84900498 | FT 5 |

New. Innovative. 2027.

PFERD TOOLS




# New products in the Tool Manual

New items 2027

A wide range of innovative tools designed to make your work more efficient and productive – brand-new products plus upgrades to our existing tools.

pferd.com

NEW!

# New products in the Tool Manual
## Files

| Item number | Abbreviation | Description | Image | Catalogue | Page |
|---|---|---|---|---|---|
| 19600800 | COR 800 150 H 00 (1) | CORINOX pottance file high surface hardness hand 150mm Swiss cut 00, very coarse (1) |  | 1 | 73 |
| 19600801 | COR 800 150 H 0 (1) | CORINOX pottance file high surface hardness hand 150mm Swiss cut 0, coarse (1) |  | 1 | 73 |
| 19600802 | COR 800 200 H 00 (1) | CORINOX pottance file high surface hardness hand 200mm Swiss cut 00, very coarse (1) |  | 1 | 73 |
| 19600205 | COR 800 200 H0 (1) | CORINOX pottance file high surface hardness hand 200mm Swiss cut 0, coarse (PU 1) |  | 1 | 73 |
| 19600805 | COR 800 200 H 0 (1) | CORINOX pottance file high surface hardness hand 200mm Swiss cut 0, coarse (1) |  | 1 | 73 |
| 19600206 | COR 800 200 H2 (1) | CORINOX pottance file high surface hardness hand 200mm Swiss cut 2, medium-fine (1) |  | 1 | 73 |
| 19600803 | COR 800 250 H 00 (1) | CORINOX pottance file high surface hardness hand 250mm Swiss cut 00, very coarse (1) |  | 1 | 73 |
| 19600804 | COR 800 250 H 0 (1) | CORINOX pottance file high surface hardness hand 250mm Swiss cut 0, coarse (1) |  | 1 | 73 |
| 19602810 | COR 810 150 H 00 (1) | CORINOX pillar file high surface hardness hand 150mm Swiss cut 00, very coarse (1) |  | 1 | 73 |



NEW!

# New products in the Tool Manual
## Files

| Item number | Abbreviation | Description | Image | Catalogue | Page |
|---|---|---|---|---|---|
| 19602811 | COR 810 150 H0 (1) | CORINOX pillar file high surface hardness hand 150mm Swiss cut 0, coarse (1) |  | 1 | 73 |
| 19602812 | COR 810 200 H 00 (1) | CORINOX pillar file high surface hardness hand 200mm Swiss cut 00, very coarse (1) |  | 1 | 73 |
| 19602813 | COR 810 200 H 0 (1) | CORINOX pillar file high surface hardness hand 200mm Swiss cut 0, coarse (1) |  | 1 | 73 |
| 19607835 | COR 835 150 H 0 (1) | CORINOX precision file high surface hardness half-round 150mm Swiss cut 0, coarse (1) |  | 1 | 74 |
| 19607205 | COR 835 200 H0 (1) | CORINOX precision file high surface hardness half-round 200 mm Swiss cut 0, coarse (1) |  | 1 | 74 |
| 19607206 | COR 835 200 H2 (1) | CORINOX precision file high surface hardness half-round 200 mm Swiss cut 2, medium-fine (1) |  | 1 | 74 |
| 19609206 | COR 845 200 H 0 (1) | CORINOX precision file high surface hardness round 200mm Swiss cut 0, coarse (1) |  | 1 | 74 |
| 19609207 | COR 845 200 H 2 (1) | CORINOX precision file high surface hardness round 200mm Swiss cut 2, medium-fine (1) |  | 1 | 74 |
| 19611206 | COR 855 200 H 0 (1) | CORINOX precision file high surface hardness three square 200mm Swiss cut 0, coarse (1) |  | 1 | 74 |

NEW!

# New products in the Tool Manual
## Files

| Item number | Abbreviation | Description | Image | Catalogue | Page |
|---|---|---|---|---|---|
| 19611207 | COR 855 200 H 2 (1) | CORINOX precision file high surface hardness three square 200mm Swiss cut 2, medium-fine (1) |  | 1 | 74 |
| 19612156 | COR 860 150 H 0 (1) | CORINOX precision file high surface hardness square 150mm Swiss cut 0, coarse (1) |  | 1 | 75 |
| 19612158 | COR 860 150 H 2 (1) | CORINOX precision file high surface hardness square 150mm Swiss cut 2, medium-fine (1) |  | 1 | 75 |
| 12409020 | 901 P 150 H 2 (1) | precision riffler file type 901 P 150mm Swiss cut 2, medium-fine (1) |  | 1 | 85 |
| 12409120 | 910 P 150 H 4 (1) | precision riffler file type 910 P 150mm Swiss cut 4, very fine (1) |  | 1 | 85 |
| 12409121 | 911 P 150 H 2 (1) | precision riffler file type 911 P 150mm Swiss cut 2, medium-fine (1) |  | 1 | 85 |
| 12409122 | 913 P 150 H 2 (1) | precision riffler file type 913 P 150mm Swiss cut 2, medium-fine (1) |  | 1 | 85 |
| 12409123 | 914 P 150 H 2 (1) | precision riffler file type 914 P 150mm Swiss cut 2, medium-fine (1) |  | 1 | 85 |
| 12409124 | 915 P 150 H 2 (1) | precision riffler file type 915 P 150mm Swiss cut 2, medium-fine (1) |  | 1 | 85 |



NEW!

# New products in the Tool Manual
## Files

| Item number | Abbreviation | Description | Image | Catalogue | Page |
|---|---|---|---|---|---|
| 12409125 | 916 P 150 H 2 (1) | precision riffler file type 916 P 150mm Swiss cut 2, medium-fine (1) |  | 1 | 85 |
| 12409126 | 917 P 150 H 2 (1) | precision riffler file type 917 P 150mm Swiss cut 2, medium-fine (1) |  | 1 | 85 |
| 12409127 | 918 P 150 H 2 (1) | Precision riffler file type 718 P 150mm Swiss cut 2, medium-fine |  | 1 | 85 |
| 12409210 | 920 P 150 H 2 (1) | precision riffler file type 920 P 150mm Swiss cut 2, medium-fine (1) |  | 1 | 85 |
| 12409320 | 930 P 150 H 2 (1) | precision riffler file type 930 P 150mm Swiss cut 2, medium-fine (1) |  | 1 | 85 |
| 12409321 | 931 P 150 H 2 (1) | precision riffler file type 931 P 150mm Swiss cut 2, medium-fine (1) |  | 1 | 85 |
| 12409440 | 940 P 150 H 2 (1) | precision riffler file type 940 P 150mm Swiss cut 2, medium-fine (1) |  | 1 | 85 |
| 12409441 | 941 P 150 H 2 (1) | precision riffler file type 941 P 150mm Swiss cut 2, medium-fine (1) |  | 1 | 85 |
| 12409442 | 942 P 150 H 2 (1) | precision riffler file type 942 P 150mm Swiss cut 2, medium-fine (1) |  | 1 | 86 |

NEW!

# New products in the Tool Manual
## Files

PFERD TOOLS

| Item number | Abbreviation | Description | Image | Catalogue | Page |
|---|---|---|---|---|---|
| 12409443 | 942 P 150 H 4 (1) | precision riffler file type 942 P 150mm Swiss cut 4, very fine (1) |  | 1 | 86 |
| 12409444 | 943 P 150 H 2 (1) | precision riffler file type 943 P 150mm Swiss cut 2, medium-fine (1) |  | 1 | 86 |
| 12409510 | 952 P 150 H 2 (1) | precision riffler file type 952 P 150mm Swiss cut 2, medium-fine (1) |  | 1 | 86 |
| 12409511 | 954 P 150 H 2 (1) | precision riffler file type 954 P 150mm Swiss cut 2, medium-fine (1) |  | 1 | 86 |
| 12409512 | 955 P 150 H 4 (1) | precision riffler file type 955 P 150mm Swiss cut 4, very fine (1) |  | 1 | 86 |
| 12409513 | 956 P 150 H 2 (1) | precision riffler file type 956 P 150mm Swiss cut 2, medium-fine (1) |  | 1 | 86 |
| 12409610 | 961 P 150 H 2 (1) | precision riffler file type 961 P 150mm Swiss cut 2, medium-fine (1) |  | 1 | 86 |
| 12409611 | 963 P 150 H 2 (1) | precision riffler file type 963 P 150mm Swiss cut 2, medium-fine (1) |  | 1 | 86 |
| 12409613 | 965 P 150 H 2 (1) | precision riffler file type 965 P 150mm Swiss cut 2, medium-fine (1) |  | 1 | 87 |



NEW!

# New products in the Tool Manual
## Files

| Item number | Abbreviation | Description | Image | Catalogue | Page |
|---|---|---|---|---|---|
| 12409710 | 972 P 150 H 2 (1) | precision riffler file type 972 P 150mm Swiss cut 2, medium-fine (1) |  | 1 | 87 |
| 12409711 | 973 P 150 H 2 (1) | precision riffler file type 973 P 150mm Swiss cut 2, medium-fine (1) |  | 1 | 87 |
| 12409712 | 974 P 150 H 2 (1) | precision riffler file type 974 P 150mm Swiss cut 2, medium-fine (1) |  | 1 | 87 |
| 12409803 | 980 P 150 H 2 (1) | precision riffler file type 980 P 150mm Swiss cut 2, medium-fine (1) |  | 1 | 87 |
| 12409804 | 981 P 150 H 2 (1) | precision riffler file type 981 P 150mm Swiss cut 2, medium-fine (1) |  | 1 | 87 |
| 12409805 | 982 P 150 H 2 (1) | precision riffler file type 982 P 150mm Swiss cut 2, medium-fine (1) |  | 1 | 87 |
| 12409806 | 983 P 150 H 2 (1) | precision riffler file type 983 P 150mm Swiss cut 2, medium-fine (1) |  | 1 | 87 |
| 12409807 | 984 P 150 H 2 (1) | precision riffler file type 984 P 150mm Swiss cut 2, medium-fine (1) |  | 1 | 87 |
| 12409808 | 985 P 150 H 2 (1) | precision riffler file type 985 P 150mm Swiss cut 2, medium-fine (1) |  | 1 | 87 |

NEW!

# New products in the Tool Manual
## Files

PFERD TOOLS

| Item number | Abbreviation | Description | Image | Catalogue | Page |
|---|---|---|---|---|---|
| 12409809 | 985 P 150 H 4 (1) | precision riffler file type 985 P 150mm Swiss cut 4, very fine (1) |  | 1 | 87 |
| 12409810 | 986 P 150 H 2 (1) | precision riffler file type 986 P 150mm Swiss cut 2, medium-fine (1) |  | 1 | 87 |
| 12409811 | 988 P 150 H 2 (1) | precision riffler file type 988 P 150mm Swiss cut 2, medium-fine (1) |  | 1 | 87 |
| 12409910 | 996 P 150 H 2 (1) | precision riffler file type 996 P 150mm Swiss cut 2, medium-fine (1) |  | 1 | 87 |
| 12407125 | 710 P 180 H 0 (1) | precision riffler file type 710 P 180mm Swiss cut 0, coarse (1) |  | 1 | 88 |
| 12407126 | 710 P 180 H 2 (1) | precision riffler file type 710 P 180mm Swiss cut 2, medium-fine (1) |  | 1 | 88 |
| 12407127 | 711 P 180 H 0 (1) | precision riffler file type 711 P 180mm Swiss cut 0, coarse (1) |  | 1 | 88 |
| 12407128 | 711 P 180 H 2 (1) | precision riffler file type 711 P 180mm Swiss cut 2, medium-fine (1) |  | 1 | 88 |
| 12407129 | 712 P 180 H 0 (1) | precision riffler file type 712 P 180mm Swiss cut 0, coarse (1) |  | 1 | 88 |



NEW!

# New products in the Tool Manual
## Files

PFERD TOOLS

| Item number | Abbreviation | Description | Image | Catalogue | Page |
|---|---|---|---|---|---|
| 12407131 | 712 P 180 H 2 (1) | precision riffler file type 712 P 180mm Swiss cut 2, medium-fine (1) |  | 1 | 88 |
| 12407133 | 713 P 180 H 2 (1) | precision riffler file type 713 P 180mm Swiss cut 2, medium-fine (1) |  | 1 | 88 |
| 12407330 | 731 P 180 H 0 (1) | precision riffler file type 731 P 180mm Swiss cut 0, coarse (1) |  | 1 | 88 |
| 12407331 | 731 P 180 H 2 (1) | precision riffler file type 731 P 180mm Swiss cut 2, medium-fine (1) |  | 1 | 88 |
| 12407332 | 732 P 180 H 0 (1) | precision riffler file type 732 P 180mm Swiss cut 0, coarse (1) |  | 1 | 88 |
| 12407333 | 732 P 180 H 2 (1) | precision riffler file type 732 P 180mm Swiss cut 2, medium-fine (1) |  | 1 | 88 |
| 12407420 | 741 P 180 H 0 (1) | precision riffler file type 741 P 180mm Swiss cut 0, coarse (1) |  | 1 | 88 |
| 12407421 | 741 P 180 H 2 (1) | precision riffler file type 741 P 180mm Swiss cut 2, medium-fine (1) |  | 1 | 88 |
| 12407510 | 750 P 180 H 0 (1) | precision riffler file type 750 P 180mm Swiss cut 0, coarse (1) |  | 1 | 88 |

NEW!

# New products in the Tool Manual
## Files

PFERD TOOLS

| Item number | Abbreviation | Description | Image | Catalogue | Page |
|---|---|---|---|---|---|
| 12407511 | 750 P 180 H 2 (1) | precision riffler file type 750 P 180mm Swiss cut 2, medium-fine (1) |  | 1 | 89 |
| 12407650 | 761 P 180 H 0 (1) | precision riffler file type 761 P 180mm Swiss cut 0, coarse (1) |  | 1 | 89 |
| 12407651 | 761 P 180 H 2 (1) | Precision riffler file type 761 P 180mm Swiss cut 2, medium-fine (1) |  | 1 | 89 |
| 12407652 | 762 P 180 H 2 (1) | precision riffler file type 762 P 180mm Swiss cut 2, medium-fine (1) |  | 1 | 89 |
| 12407653 | 763 P 180 H 0 (1) | precision riffler file type 763 P 180mm Swiss cut 0, coarse (1) |  | 1 | 89 |
| 12407654 | 763 P 180 H 2 (1) | precision riffler file type 763 P 180mm Swiss cut 2, medium-fine (1) |  | 1 | 89 |
| 12407655 | 764 P 180 H 2 (1) | precision riffler file type 764 P 180mm Swiss cut 2, medium-fine (1) |  | 1 | 89 |
| 12407820 | 781 P 180 H 0 (1) | precision riffler file type 781 P 180mm Swiss cut 0, coarse (1) |  | 1 | 89 |
| 12407821 | 781 P 180 H 2 (1) | precision riffler file type 781 P 180mm Swiss cut 2, medium-fine (1) |  | 1 | 89 |

NEW!

# New products in the Tool Manual
## Files

| Item number | Abbreviation | Description | Image | Catalogue | Page |
|---|---|---|---|---|---|
| 12407920 | 790 P 180 H 2 (1) | precision riffler file type 790 P 180mm Swiss cut 2, medium-fine (1) |  | 1 | 89 |
| 12407921 | 795 P 180 H 2 (1) | precision riffler file type 795 P 180mm Swiss cut 2, medium-fine (1) |  | 1 | 89 |
| 18110000 | CFP150 H00 | Precision chequering file hand slim 150 mm Swiss cut 00, very coarse |  | 1 | 91 |
| 18110001 | CFP150 H0 | Precision chequering file hand slim 150 mm Swiss cut 0, coarse |  | 1 | 91 |
| 18110002 | CFP150 H1 | Precision chequering file hand slim 150 mm Swiss cut 1, medium |  | 1 | 91 |
| 18110003 | CFP150 H2 | Precision chequering file hand slim 150 mm Swiss cut 2, medium-fine |  | 1 | 91 |
| 18110004 | CFP150 H4 | Precision chequering file hand slim 150 mm Swiss cut 4, very fine |  | 1 | 91 |

NEW!

# New products in the Tool Manual
## Milling, drilling and countersinking tools

PFERD TOOLS

| Item number | Abbreviation | Description | Image | Catalogue | Page |
|---|---|---|---|---|---|
| 21115369 | KSJ 1605/6 EDGE 30°HC-FEP | Tungsten carbide burr EDGE conical countersink KSJ 30° dia. 16x05 mm shank dia. 6 mm HICOAT coating defined work on edges chamfering 30° |  | 2 | 175 |
| 21115471 | KSK 1603/6 EDGE 45°HC-FEP | Tungsten carbide burr EDGE conical countersink KSK 45° dia. 16x03 mm shank dia. 6 mm HICOAT coating defined work on edges chamfering 45° |  | 2 | 176 |
| 21115472 | KSK 1603/6 EDGE 45° ECS HC-FEP | Tungsten carbide burr EDGE conical countersink KSK 45° ECS dia. 16x03mm shank dia. 6mm HICOAT coating defined work on edges chamfering 45° |  | 2 | 176 |
| 21152930 | V 1412/6 EDGE R2,0 HC-FEP | Tungsten carbide concave radius burr EDGE V14x12mm shank dia. 6mm HICOAT coating defined work on edges, edge rounding radius 2.0mm |  | 2 | 177 |
| 21152934 | V 1612/6 EDGE R2,5 HC-FEP | Tungsten carbide concave radius burr EDGE V16x12mm shank dia. 6mm HICOAT coating defined work on edges, edge rounding radius 2.5mm |  | 2 | 177 |
| 21152937 | V 1612/6 EDGE R3,0 HC-FEP | Tungsten carbide concave radius burr EDGE V16x12mm shank dia. 6mm HICOAT coating defined work on edges, edge rounding radius 3.0mm |  | 2 | 177 |
| 21152938 | V 1612/6 EDGE R3,0 ECS HC-FEP | Tungsten carbide concave radius burr EDGE V ECS 16x12mm shank dia. 6mm HICOAT coating defined work on edges, edge rounding R.3.0mm |  | 2 | 178 |
| 21458899 | ZYA 0825/8 FVK FSTS RS HC | TC high-performance burr cylindrical ZYA flat end cut (two teeth) dia. 0825mm shank dia. 8mm FVK HICOAT coating trimming of GRP/CRP robot |  | 2 | 187 |



NEW!

# New products in the Tool Manual
## Fine grinding and polishing tools

PFERD TOOLS

| Item number | Abbreviation | Description | Image | Catalogue | Page |
|---|---|---|---|---|---|
| 42779162 | CC-PNER W 115 A G | COMBICLICK pressed non-woven disc CC PNER dia. 115 mm soft A coarse for finishing |  | 4 | 305 |
| 42779163 | CC-PNER MW 115 A F | COMBICLICK pressed non-woven disc CC PNER dia. 115 mm medium-soft A fine for finishing |  | 4 | 305 |
| 42779164 | CC-PNER MH 115 A F | COMBICLICK pressed non-woven disc CC PNER dia. 115 mm medium-hard A fine for finishing |  | 4 | 305 |
| 42779165 | CC-PNER W 125 A G | COMBICLICK pressed non-woven disc CC PNER dia. 125 mm soft A coarse for finishing |  | 4 | 305 |
| 42779166 | CC-PNER MW 125 A F | COMBICLICK pressed non-woven disc CC PNER dia. 125 mm medium-soft A fine for finishing |  | 4 | 305 |
| 42779167 | CC-PNER MH 125 A F | COMBICLICK pressed non-woven disc CC PNER dia. 125 mm medium-hard A fine for finishing |  | 4 | 305 |
| 42871119 | KR 115 DOT-A 240 | High-gloss hook and loop-backed abrasive disc KR dia. 115 mm DOT-A 240 for fine grinding with angle grinder |  | 4 | 321 |
| 42871120 | KR 115 DOT-A 320 | High-gloss hook and loop-backed abrasive disc KR dia. 115 mm DOT-A 320 for fine grinding with angle grinder |  | 4 | 321 |
| 42871121 | KR 115 DOT-A 400 | High-gloss hook and loop-backed abrasive disc KR dia. 115 mm DOT-A 400 for fine grinding with angle grinder |  | 4 | 321 |

NEW!

# New products in the Tool Manual
## Fine grinding and polishing tools

PFERD TOOLS

| Item number | Abbreviation | Description | Image | Catalogue | Page |
|---|---|---|---|---|---|
| 42871122 | KR 115 DOT-A 600 | High-gloss hook and loop-backed abrasive disc KR dia. 115 mm DOT-A 600 for fine grinding with angle grinder |  | 4 | 321 |
| 42871123 | KR 115 DOT-A 1200 | High-gloss hook and loop-backed abrasive disc KR dia. 115 mm DOT-A 1200 for fine grinding with angle grinder |  | 4 | 321 |
| 42871124 | KR 115 DOT-A 2500 | High-gloss hook and loop-backed abrasive disc KR dia. 115 mm DOT-A 2500 for fine grinding with angle grinder |  | 4 | 321 |
| 42871219 | KR 125 DOT-A 240 | High-gloss hook and loop-backed abrasive disc KR dia. 125 mm DOT-A 240 for fine grinding with angle grinder |  | 4 | 321 |
| 42871220 | KR 125 DOT-A 320 | High-gloss hook and loop-backed abrasive disc KR dia. 125 mm DOT-A 320 for fine grinding with angle grinder |  | 4 | 321 |
| 42871221 | KR 125 DOT-A 400 | High-gloss hook and loop-backed abrasive disc KR dia. 125 mm DOT-A 400 for fine grinding with angle grinder |  | 4 | 321 |
| 42871222 | KR 125 DOT-A 600 | High-gloss hook and loop-backed abrasive disc KR dia. 125 mm DOT-A 600 for fine grinding with angle grinder |  | 4 | 321 |
| 42871223 | KR 125 DOT-A 1200 | High-gloss hook and loop-backed abrasive disc KR dia. 125 mm DOT-A 1200 for fine grinding with angle grinder |  | 4 | 321 |
| 42871224 | KR 125 DOT-A 2500 | High-gloss hook and loop-backed abrasive disc KR dia. 125 mm DOT-A 2500 for fine grinding with angle grinder |  | 4 | 321 |



NEW!

# New products in the Tool Manual
## Fine grinding and polishing tools

| Item number | Abbreviation | Description | Image | Catalogue | Page |
|---|---|---|---|---|---|
| 42871019 | KR 150 DOT-A 240 | High-gloss hook and loop-backed abrasive disc KR dia. 150 mm DOT-A 240 for fine grinding with angle grinder |  | 4 | 321 |
| 42871020 | KR 150 DOT-A 320 | High-gloss hook and loop-backed abrasive disc KR dia. 150 mm DOT-A 320 for fine grinding with angle grinder |  | 4 | 321 |
| 42871021 | KR 150 DOT-A 400 | High-gloss hook and loop-backed abrasive disc KR dia. 150 mm DOT-A 400 for fine grinding with angle grinder |  | 4 | 321 |
| 42871022 | KR 150 DOT-A 600 | High-gloss hook and loop-backed abrasive disc KR dia. 150 mm DOT-A 600 for fine grinding with angle grinder |  | 4 | 321 |
| 42871023 | KR 150 DOT-A 1200 | High-gloss hook and loop-backed abrasive disc KR dia. 150 mm DOT-A 1200 for fine grinding with angle grinder |  | 4 | 321 |
| 42871024 | KR 150 DOT-A 2500 | High-gloss hook and loop-backed abrasive disc KR dia. 150 mm DOT-A 2500 for fine grinding with angle grinder |  | 4 | 321 |
| 42710504 | KRH 150 M14 | Backing pad for hook and loop-backed abrasive disc KRH-S dia. 150 mm thread M14 |  | 4 | 322 |
| 42710505 | KRH-S 150 M14 | Backing pad soft for hook and loop-backed abrasive disc KRH-S dia. 150 mm thread M14 |  | 4 | 322 |
| 42779170 | CD PNER-MW 5006 A F | COMBIDISC pressed non-woven disc CD PNER dia. 50mm medium-soft A fine for finishing |  | 4 | 345 |

NEW!

# New products in the Tool Manual
## Fine grinding and polishing tools

PFERD TOOLS

| Item number | Abbreviation | Description | Image | Catalogue | Page |
|---|---|---|---|---|---|
| 42779168 | CD PNER-MW 5006 SIC F | COMBIDISC pressed non-woven disc CD PNER dia. 50mm medium-soft SIC fine for finishing |  | 4 | 345 |
| 42779174 | CD PNER-MW 7506 A F | COMBIDISC pressed non-woven disc CD PNER dia. 75mm medium-soft A fine for finishing |  | 4 | 345 |
| 42779172 | CD PNER-MW 7506 SIC F | COMBIDISC pressed non-woven disc CD PNER dia. 75mm medium-soft SIC fine for finishing |  | 4 | 345 |
| 42779171 | CDR PNER-MW 5006 A F | COMBIDISC pressed non-woven disc CDR PNER dia. 50mm medium-soft A fine for finishing |  | 4 | 346 |
| 42779169 | CDR PNER-MW 5006 SIC F | COMBIDISC pressed non-woven disc CDR PNER dia. 50mm medium-soft SIC fine for finishing |  | 4 | 346 |
| 42779175 | CDR PNER-MW 7506 A F | COMBIDISC pressed non-woven disc CDR PNER dia. 75mm medium-soft A fine for finishing |  | 4 | 346 |
| 42779173 | CDR PNER-MW 7506 SIC F | COMBIDISC pressed non-woven disc CDR PNER dia. 75mm medium-soft SIC fine for finishing |  | 4 | 346 |
| 42779160 | PNER-MH 7506-6 AG | POLINOX pressed non-woven wheel PNER dia. 75x6 mm centre hole dia. 6 mm medium-hard A coarse for finishing |  | 4 | 422 |
| 42779159 | PNER-MH 7506-6 SIC F | POLINOX pressed non-woven wheel PNER dia. 75x6 mm centre hole dia. 6 mm medium-hard SIC fine for finishing |  | 4 | 422 |



NEW!

# New products in the Tool Manual
## Fine grinding and polishing tools

| Item number | Abbreviation | Description | Image | Catalogue | Page |
|---|---|---|---|---|---|
| 42779161 | PNER-H 7506-6 A F | POLINOX pressed non-woven wheel PNER dia. 75x6 mm centre hole dia. 6 mm hard A fine for finishing | | 4 | 422 |
| 42779154 | PNER-W 15025-25.4 A G | POLINOX pressed non-woven wheel PNER dia. 150x6 mm centre hole dia. 25.4 mm soft A coarse for finishing |  | 4 | 422 |
| 42779155 | PNER-MW 15006-25.4 A F | POLINOX pressed non-woven wheel PNER dia. 150x6 mm centre hole dia. 25.4 mm medium-soft A fine for finishing |  | 4 | 422 |
| 44691462 | PNER-MW 15025-25,4 A F | POLINOX pressed non-woven wheel PNER dia. 150x25 mm centre hole dia. 25.4 mm medium-soft A fine for finishing |  | 4 | 422 |
| 42779156 | PNER-MH 15006-25.4 A F | POLINOX pressed non-woven wheel PNER dia. 150x6 mm centre hole dia. 25.4 mm medium-hard A fine for finishing |  | 4 | 422 |
| 42779157 | PNER-MH 15006-25.4 SIC F | POLINOX pressed non-woven wheel PNER dia. 150x6 mm centre hole dia. 25.4 mm medium-hard SIC fine for finishing |  | 4 | 422 |
| 42779153 | PNER-MH 15025-25.4 SIC F | POLINOX pressed non-woven wheel PNER dia. 150x25 mm centre hole dia. 25.4 mm medium-hard SIC fine for finishing |  | 4 | 422 |
| 42779158 | PNER-H 15006-25.4 A G | POLINOX pressed non-woven wheel PNER dia. 150x6 mm centre hole dia. 25.4 mm hard A coarse for finishing |  | 4 | 422 |
| 44691061 | PNER-H 15025-25,4 A G | POLINOX pressed non-woven wheel PNER dia. 150x25 mm centre hole dia. 25.4 mm hard A coarse for finishing |  | 4 | 422 |

NEW!

# New products in the Tool Manual
## Fine grinding and polishing tools

PFERD TOOLS

| Item number | Abbreviation | Description | Image | Catalogue | Page |
|---|---|---|---|---|---|
| 42779176 | DISC PNER-W 115-22.2 A G | POLINOX pressed non-woven disc PNER dia. 115 mm centre hole dia. 22.23 mm soft A coarse for finishing |  | 4 | 424 |
| 42779177 | DISC PNER-MW 115-22.2 A F | POLINOX pressed non-woven disc PNER dia. 115 mm centre hole dia. 22.23 mm medium-soft A fine for finishing |  | 4 | 424 |
| 42779178 | DISC PNER-MH 115-22.2 A F | POLINOX pressed non-woven disc PNER dia. 115 mm centre hole dia. 22.23 mm medium-hard A fine for finishing |  | 4 | 424 |
| 42779179 | DISC PNER-W 125-22.2 A G | POLINOX pressed non-woven disc PNER dia. 125 mm centre hole dia. 22.23 mm soft A coarse for finishing |  | 4 | 424 |
| 42779180 | DISC PNER-MW 125-22.2 A F | POLINOX pressed non-woven disc PNER dia. 125 mm centre hole dia. 22.23 mm medium-soft A fine for finishing |  | 4 | 424 |
| 42779181 | DISC PNER-MH 125-22.2 A F | POLINOX pressed non-woven disc PNER dia. 125 mm centre hole dia. 22.23 mm medium-hard A fine for finishing |  | 4 | 424 |

NEW!

# New products in the Tool Manual
## Diamond and CBN tools

| Item number | Abbreviation | Description | Image | Catalogue | Page |
|---|---|---|---|---|---|
| 68300138 | DPD 14 FL HEX | Dry diamond drill bit DPD FL dia. 14 mm hexagon shank for tiles (power drill) |  | 5 | 528 |
| 68300139 | DPD 14 FL M14 | Dry diamond drill bit DPD FL dia. 14 mm M14 for tiles (angle grinder) |  | 5 | 528 |
| 68200003 | POS MULTI POWER CARBIDE WHEEL DS 115X1.2X22.23 | Multi Power Carbide cut-off wheel DS 115x1.2x22.23 mm for cutting all kinds of materials |  | 5 | 530 |

NEW!

# New products in the Tool Manual
## Cut-off wheels, flap discs and grinding wheels

PFERD TOOLS

| Item number | Abbreviation | Description | Image | Catalogue | Page |
|---|---|---|---|---|---|
| 61342115 | EHT 115-1.0 CERAMIC SGP STEELOX | Cut-off wheel EHT 115x1.0x22.23 mm flat CERAMIC Special Line SGP STEELOX for steel/ stainless steel |  | 6 | 547 |
| 61342125 | EHT 125-1.0 CERAMIC SGP STEELOX | Cut-off wheel EHT 125x1.0x22.23 mm flat CERAMIC Special Line SGP STEELOX for steel// stainless steel |  | 6 | 547 |
| 67761115 | PFC 115 VG40 SGP VICTOGRAIN TRIM STEELOX | POLIFAN VICTOGRAIN flap disc PFC 115x22.23 mm conical VG40 Special Line SGP STEELOX for steel/stainless steel |  | 6 | 563 |
| 67762115 | PFC 115 VG60 SGP VICTOGRAIN TRIM STEELOX | POLIFAN VICTOGRAIN flap disc PFC 115x22.23 mm conical VG60 Special Line SGP STEELOX for steel/stainless steel | 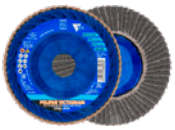 | 6 | 563 |
| 67761125 | PFC 125 VG40 SGP VICTOGRAIN TRIM STEELOX | POLIFAN VICTOGRAIN flap disc PFC 125x22.23 mm conical VG40 Special Line SGP STEELOX for steel/stainless steel |  | 6 | 563 |
| 67762125 | PFC 125 VG60 SGP VICTOGRAIN TRIM STEELOX | POLIFAN VICTOGRAIN flap disc PFC 125x22.23 mm conical VG60 Special Line SGP STEELOX for steel/stainless steel |  | 6 | 563 |
| 67761180 | PFC 180 VG40 SGP VICTOGRAIN TRIM STEELOX | POLIFAN VICTOGRAIN flap disc PFC 180x22.23 mm conical VG40 Special Line SGP STEELOX for steel/stainless steel |  | 6 | 563 |
| 67762180 | PFC 180 VG60 SGP VICTOGRAIN TRIM STEELOX | POLIFAN VICTOGRAIN flap disc PFC 180x22.23 mm conical VG60 Special Line SGP STEELOX for steel/stainless steel |  | 6 | 563 |
| 64195180 | CC-GRIND ROBUST 180 SGP STEELOX | CC-GRIND ROBUST grinding disc 180x22.23 mm Special Line SGP STEELOX for steel/stainless steel |  | 6 | 572 |



NEW!

# New products in the Tool Manual

## Cut-off wheels, flap discs and grinding wheels

| Item number | Abbreviation | Description | Image | Catalogue | Page |
|---|---|---|---|---|---|
| 64196116 | CC-GRIND VIEW 115 SGP STEELOX | CC-GRIND VIEW grinding disc 115x22.23 mm Special Line SGP STEELOX for steel/stainless steel |  | 6 | 573 |

NEW!

# New products in the Tool Manual
## Industrial power brushes

PFERD TOOLS

| Item number | Abbreviation | Description | Image | Catalogue | Page |
|---|---|---|---|---|---|
| 43401007 | POS TBUX 60/M10x1.5 ST 0.30 | POS cup brush crimped TBUX dia. 60mm M10x1.5 steel wire dia. 0.30 angle grinders |  | 8 | 618 |
| 43401009 | POS TBUX 60/M14 ST 0.30 | POS cup brush crimped TBUX dia. 60mm M14 steel wire dia. 0.30 angle grinders |  | 8 | 618 |
| 43401014 | POS TBU 75/M10x1.5 ST 0.30/1 | POS cup brush crimped TBUX dia. 75mm M10x1.5 steel wire dia. 0.30 angle grinders |  | 8 | 618 |
| 43502305 | POS TBU 80/M14 ST 0.30/1 | POS cup brush crimped TBUX dia. 80mm M14 steel wire dia. 0.30 angle grinders |  | 8 | 618 |
| 43502306 | POS TBU 80/M14 ST 0.50/1 | POS cup brush crimped TBUX dia. 80mm M14 steel wire dia. 0.50 angle grinders |  | 8 | 618 |
| 43401004 | POS TBUX 100/M14 ST 0.30 | POS cup brush crimped TBUX dia. 100mm M14 steel wire dia. 0.30 angle grinders |  | 8 | 618 |
| 43401005 | POS TBUX 100/M14 ST 0.50 | POS cup brush crimped TBUX dia. 100mm M14 steel wire dia. 0.50 angle grinders |  | 8 | 618 |
| 43401002 | POS TBU 100/M14 INOX 0.30/1 | POS cup brush crimped TBUX dia. 100mm M14 stainless steel wire dia. 0.30 angle grinders |  | 8 | 618 |
| 43401003 | POS TBU 100/M14 INOX 0.50/1 | POS cup brush crimped TBUX dia. 100mm M14 stainless steel wire dia. 0.50 angle grinders |  | 8 | 618 |

NEW!

# New products in the Tool Manual
## Industrial power brushes

| Item number | Abbreviation | Description | Image | Catalogue | Page |
|---|---|---|---|---|---|
| 43401006 | POS TBU 60/M10x1.5 INOX 0.30/1 | POS cup brush crimped TBUX dia. 60mm M10x1.5 stainless steel wire dia. 0.30 angle grinders |  | 8 | 618 |
| 43401008 | POS TBU 60/M14 INOX 0.30/1 | POS cup brush crimped TBUX dia. 60mm M14 stainless steel wire dia. 0.30 angle grinders |  | 8 | 618 |
| 43401011 | POS TBUX 75/M10x1.5 INOX 0.30 | POS cup brush crimped TBUX dia. 75mm M10x1.5 stainless steel wire dia. 0.30 angle grinders |  | 8 | 618 |
| 43401019 | POS TBUX 80/M14 INOX 0.30 | POS cup brush crimped TBUX dia. 80mm M14 stainless steel wire dia. 0.30 angle grinders |  | 8 | 618 |
| 43401020 | POS TBUX 80/M14 INOX 0.50 | POS cup brush crimped TBUX dia. 80mm M14 stainless steel wire dia. 0.50 angle grinders |  | 8 | 618 |
| 43401015 | POS TBUJCX 75/M10x1.5 ST 0.30 | POS cup brush with flanged cup crimped TBUJCX dia. 75 M10x1.50 steel wire dia. 0.30 mm angle grinders |  | 8 | 619 |
| 43401018 | POS TBUJCX 75/M14 ST 0.30 | POS cup brush with flanged cup crimped TBUJCX dia. 75 M14 steel wire dia. 0.30 mm angle grinders |  | 8 | 619 |
| 43401012 | POS TBUJCX 75/M10x1.5 INOX 0.30 | POS cup brush with flanged cup crimped TBUJCX dia. 75 M10x1.50 stainless steel wire dia. 0.30 mm angle grinders |  | 8 | 619 |
| 43401016 | POS TBUJCX 75/M14 INOX 0.30 | POS cup brush with flanged cup crimped TBUJCX dia. 75 M14 stainless steel wire dia. 0.30 mm angle grinders |  | 8 | 619 |

NEW!

# New products in the Tool Manual
## Industrial power brushes

PFERD TOOLS

| Item number | Abbreviation | Description | Image | Catalogue | Page |
|---|---|---|---|---|---|
| 43401013 | POS TBUJCX 75/M10x1.5 LIT STM 0.20 | POS cup brush with flanged cup crimped TBU-JCX dia. 75 M10x1.50 brass-plated cord steel wire dia. 0.20 mm angle grinders |  | 8 | 619 |
| 43401017 | POS TBUJCX 75/M14 LIT STM 0.20 | POS cup brush with flanged cup crimped TBUJCX dia. 75 M14 brass-plated cord steel wire dia. 0.20 mm angle grinders |  | 8 | 619 |
| 43311012 | POS TBGX 100/M14 ST 0.35 | POS cup brush knotted TBGX dia. 100mm M14 steel wire dia. 0.35 mm angle grinders |  | 8 | 621 |
| 43311013 | POS TBGX 100/M14 ST 0.50 | POS cup brush knotted TBGX dia. 100mm M14 steel wire dia. 0.50 mm angle grinders |  | 8 | 621 |
| 43311018 | POS TBGX 65/M10x1.5 ST 0.35 | POS cup brush knotted TBGX dia. 65 mm M10x1.5 steel wire dia. 0.35mm angle grinders |  | 8 | 621 |
| 43311019 | POS TBGX 65/M10x1.5 ST 0.50 | POS cup brush knotted TBGX dia. 65 mm M10x1.5 steel wire dia. 0.50mm angle grinders |  | 8 | 621 |
| 43311022 | POS TBGX 65/M14 ST 0.35 | POS cup brush knotted TBGX dia. 65mm M14 steel wire dia. 0.35 mm angle grinders |  | 8 | 621 |
| 43311023 | POS TBGX 65/M14 ST 0.50 | POS cup brush knotted TBGX dia. 65mm M14 steel wire dia. 0.50 mm angle grinders |  | 8 | 621 |
| 43311026 | POS TBGX 80/M14 ST 0.35 | POS cup brush knotted TBGX dia. 80mm M14 steel wire dia. 0.35 mm angle grinders |  | 8 | 621 |

NEW!

# New products in the Tool Manual
## Industrial power brushes

| Item number | Abbreviation | Description | Image | Catalogue | Page |
|---|---|---|---|---|---|
| 43311028 | POS TBGX 80/M14 ST 0.50 | POS cup brush knotted TBGX dia. 80mm M14 steel wire dia. 0.50 mm angle grinders |  | 8 | 621 |
| 43311010 | POS TBGX 100/M14 INOX 0.35 | POS cup brush knotted TBGX dia. 100mm M14 stainless steel wire dia. 0.35 mm angle grinders |  | 8 | 621 |
| 43311011 | POS TBGX 100/M14 INOX 0.50 | POS cup brush knotted TBGX dia. 100mm M14 stainless steel wire dia. 0.50 mm angle grinders |  | 8 | 621 |
| 43311016 | POS TBGX 65/M10x1.5 INOX 0.35 | POS cup brush knotted TBGX dia. 65mm M10x1.5 stainless steel wire dia. 0.35 mm angle grinders |  | 8 | 621 |
| 43311017 | POS TBGX 65/M10x1.5 INOX 0.50 | POS cup brush knotted TBGX dia. 65mm M10x1.5 stainless steel wire dia. 0.50 mm angle grinders |  | 8 | 621 |
| 43311020 | POS TBGX 65/M14 INOX 0.35 | POS cup brush knotted TBGX dia. 65mm M14 stainless steel wire dia. 0.35 mm angle grinders |  | 8 | 621 |
| 43311021 | POS TBGX 65/M14 INOX 0.50 | POS cup brush knotted TBGX dia. 65mm M14 stainless steel wire dia. 0.50 mm angle grinders |  | 8 | 621 |
| 43311024 | POS TBGX 80/M14 INOX 0.35 | POS cup brush knotted TBGX dia. 80mm M14 stainless steel wire dia. 0.35 mm angle grinders |  | 8 | 621 |
| 43311025 | POS TBGX 80/M14 INOX 0.50 | POS cup brush knotted TBGX dia. 80mm M14 stainless steel wire dia. 0.50 mm angle grinders |  | 8 | 621 |

NEW!

# New products in the Tool Manual
## Industrial power brushes

PFERD TOOLS

| Item number | Abbreviation | Description | Image | Catalogue | Page |
|---|---|---|---|---|---|
| 43311065 | POS KBUX 10010/M10x1.5 ST 0.30 | POS bevel brush crimped KBUX dia. 100x10mm M10x1.5 steel wire dia. 0.30 mm angle grinders |  | 8 | 624 |
| 43311067 | POS KBUX 10010/M14 ST 0.30 | POS bevel brush crimped KBUX dia. 100x10mm M14 steel wire dia. 0.30 mm angle grinders |  | 8 | 624 |
| 43311069 | POS KBUX 11510/M10x1.5 ST 0.30 | POS bevel brush crimped KBUX dia. 115x10mm M10x1.5 steel wire dia. 0.30 mm angle grinders |  | 8 | 624 |
| 43311071 | POS KBUX 11510/M14 ST 0.30 | POS bevel brush crimped KBUX dia. 115x10mm M14 steel wire dia. 0.30 mm angle grinders |  | 8 | 624 |
| 43311064 | POS KBUX 10010/M10x1.5 INOX 0.30 | POS bevel brush crimped KBUX dia. 100x10mm M10x1.5 stainless steel wire dia. 0.30 mm angle grinders |  | 8 | 624 |
| 43311066 | POS KBUX 10010/M14 INOX 0.30 | POS bevel brush crimped KBUX dia. 100x10mm M14 stainless steel wire dia. 0.30 mm angle grinders |  | 8 | 624 |
| 43311068 | POS KBUX 11510/M10x1.5 INOX 0.30 | POS bevel brush crimped KBUX dia. 115x10mm M10x1.5 stainless steel wire dia. 0.30 mm angle grinders |  | 8 | 624 |
| 43311070 | POS KBUX 11510/M14 INOX 0.30 | POS bevel brush crimped KBUX dia. 115x10mm M14 stainless steel wire dia. 0.30 mm angle grinders |  | 8 | 624 |
| 43311046 | POS KBU 10010/M10X1.5 LIT STM 0.20 | POS bevel brush crimped KBUX dia. 100x10mm M10x1.5 brass-plated steel cord wire dia. 0.20 mm angle grinders |  | 8 | 625 |

NEW!

# New products in the Tool Manual
## Industrial power brushes

| Item number | Abbreviation | Description | Image | Catalogue | Page |
|---|---|---|---|---|---|
| 43311047 | POS KBU 10010/M10x1.5 LIT INOX 0.30 | POS bevel brush crimped KBUX dia. 100x10mm M10x1.5 stainless steel cord wire dia. 0.30 mm angle grinders |  | 8 | 625 |
| 43311054 | POS KBGX 10013/M10x1.5 ST 0.35 | POS bevel brush knotted KBGX dia. 100x13 mm M10x1.5 steel wire dia. 0.35mm angle grinders |  | 8 | 627 |
| 43311055 | POS KBGX 10013/M10x1.5 ST 0.50 | POS bevel brush knotted KBGX dia. 100x13 mm M10x1.5 steel wire dia. 0.50mm angle grinders |  | 8 | 627 |
| 43311057 | POS KBGX 10013/M14 ST 0.35 | POS bevel brush knotted KBGX dia. 100x13 mm M14 steel wire dia. 0.35mm angle grinders |  | 8 | 627 |
| 43311058 | POS KBGX 10013/M14 ST 0.50 | POS bevel brush knotted KBGX dia. 100x13 mm M14 steel wire dia. 0.50mm angle grinders |  | 8 | 627 |
| 43311059 | POS KBGX 11513/M10x1.5 ST 0.35 | POS bevel brush knotted KBGX dia. 115x13 mm M10x1.5 steel wire dia. 0.35mm angle grinders |  | 8 | 627 |
| 43311060 | POS KBGX 11513/M10x1.5 ST 0.50 | POS bevel brush knotted KBGX dia. 115x13 mm M10x1.5 steel wire dia. 0.50mm angle grinders |  | 8 | 627 |
| 43311062 | POS KBGX 11513/M14 ST 0.35 | POS bevel brush knotted KBGX dia. 115x13 mm M14 steel wire dia. 0.35mm angle grinders |  | 8 | 627 |
| 43311063 | POS KBGX 11513/M14 ST 0.50 | POS bevel brush knotted KBGX dia. 115x13 mm M14 steel wire dia. 0.50mm angle grinders |  | 8 | 627 |

NEW!

# New products in the Tool Manual
## Industrial power brushes

PFERD TOOLS

| Item number | Abbreviation | Description | Image | Catalogue | Page |
|---|---|---|---|---|---|
| 43311053 | POS KBGX 10013/M10x1.5 INOX 0.35 | POS bevel brush knotted KBGX dia. 100x13 mm M10x1.5 stainless steel wire dia. 0.35mm angle grinders |  | 8 | 627 |
| 43311056 | POS KBGX 10013/M14 INOX 0.35 | POS bevel brush knotted KBGX dia. 100x13 mm M14 stainless steel wire dia. 0.35mm angle grinders |  | 8 | 627 |
| 43311030 | POS KBGX 11513/M10x1.5 INOX 0.35 | POS bevel brush knotted KBGX dia. 115x13 mm M10x1.5 stainless steel wire dia. 0.35mm angle grinders |  | 8 | 627 |
| 43311061 | POS KBGX 11513/M14 INOX 0.35 | POS bevel brush knotted KBGX dia. 115x13 mm M14 stainless steel wire dia. 0.35mm angle grinders |  | 8 | 627 |
| 43701273 | POS RBUX 10012/M10x1.5 ST 0.30 | POS wheel brush crimped RBUX dia. 100x12 mm M10x1.5 steel wire dia. 0.30 angle grinders |  | 8 | 628 |
| 43701272 | POS RBUX 10012/M10x1.5 ST 0.50 | POS wheel brush crimped RBUX dia. 100x12 mm M10x1.5 steel wire dia. 0.50 angle grinders |  | 8 | 628 |
| 43701274 | POS RBUX 10012/M14 ST 0.30 | POS wheel brush crimped RBUX dia. 100x12 mm M14 steel wire dia. 0.30 angle grinders |  | 8 | 628 |
| 43701271 | POS RBUX 11512/M14 ST 0.30 | POS wheel brush crimped RBUX dia. 115x12 mm M14 steel wire dia. 0.30 angle grinders |  | 8 | 628 |
| 43701270 | POS RBUX 12512/M14 ST 0.30 | POS wheel brush crimped RBUX dia. 125x12 mm M14 steel wire dia. 0.30 angle grinders |  | 8 | 628 |



NEW!

# New products in the Tool Manual
## Industrial power brushes

PFERD TOOLS

| Item number | Abbreviation | Description | Image | Catalogue | Page |
|---|---|---|---|---|---|
| 47754525 | POS RBUX 10020/M10x1.5 INOX 0.30 | POS wheel brush crimped RBUX dia. 100x20 mm M10x1.5 stainless steel wire dia. 0.30 angle grinders |  | 8 | 628 |
| 47754526 | POS RBUX 10020/M14 INOX 0.30 | POS wheel brush crimped RBUX dia. 100x12 mm M14 stainless steel wire dia. 0.30 angle grinders |  | 8 | 628 |
| 47754524 | POS RBUX 11512/M14 INOX 0.30 | POS wheel brush crimped RBUX dia. 115x12 mm M14 stainless steel wire dia. 0.30 angle grinders |  | 8 | 628 |
| 43701275 | POS RBUX 12512/M14 INOX 0.30 | POS wheel brush crimped RBUX dia. 125x12 mm M14 stainless steel wire dia. 0.30 angle grinders |  | 8 | 628 |
| 43595070 | POS RBU 10012/M10x1.5 LIT STM 0.20 | POS wheel brush crimped RBUX dia. 100x12 mm M10x1.5 steel cord wire dia. 0.20 mm angle grinders |  | 8 | 629 |
| 43595071 | POS RBU 10012/M10x1.5 LIT INOX 0.25 | POS wheel brush crimped RBUX dia. 100x12 mm M10x1.5 stainless steel cord wire dia. 0.25 mm angle grinders |  | 8 | 629 |
| 43311049 | POS RBGX 10012/M10x1.5 ST .50 | POS wheel brush knotted RBGX dia. 100x12 mm M10x1.5 steel wire dia. 0.50mm angle grinders |  | 8 | 632 |
| 43311094 | POS RBGX 10012/16 ST 0.50 | POS wheel brush knotted RBGX dia. 100x12x16 mm hole steel wire dia. 0.50mm angle grinders |  | 8 | 632 |
| 43311098 | POS RBGX 11512/M10x 1.5 ST 0.50 | POS wheel brush knotted RBGX dia. 115x12 mm M10x1.5 steel wire dia. 0.50mm angle grinders |  | 8 | 632 |

NEW!

# New products in the Tool Manual
## Industrial power brushes

PFERD TOOLS

| Item number | Abbreviation | Description | Image | Catalogue | Page |
|---|---|---|---|---|---|
| 43311100 | POS RBGX 11512/M14 ST 0.50 | POS wheel brush knotted RBGX dia. 115x12 mm M14 steel wire dia. 0.50mm angle grinders |  | 8 | 632 |
| 43311097 | POS RBGX 11512/22.2 ST 0.50 | POS wheel brush knotted RBGX dia. 115x12x22.2 mm hole steel wire dia. 0.50mm angle grinders |  | 8 | 632 |
| 43311107 | POS RBGX 12512/M14 ST 0.50 | POS wheel brush knotted RBGX dia. 125x12 mm M14 steel wire dia. 0.50mm angle grinders |  | 8 | 632 |
| 43311103 | POS RBGX 12512/22.2 ST 0.50 | POS wheel brush knotted RBGX dia. 125x12x22.2 mm hole steel wire dia. 0.50mm angle grinders |  | 8 | 632 |
| 43311109 | POS RBGX 15013/22.2 ST 0.50 | POS wheel brush knotted RBGX dia. 150x13x22.2 mm hole steel wire dia. 0.50mm angle grinders |  | 8 | 632 |
| 43311027 | POS RBGX 17813/M14 ST 0.50 | POS wheel brush knotted RBGX dia. 178x13 mm M14 steel wire dia. 0.50mm angle grinders |  | 8 | 632 |
| 43311044 | POS RBGX 17813/22.2 ST 0.50 | POS wheel brush knotted RBGX dia. 178x13x22.2 mm hole steel wire dia. 0.50mm angle grinders |  | 8 | 632 |
| 43311048 | POS RBGX 10012/M10x1.5 INOX 0.35 | POS wheel brush knotted RBGX dia. 100x12 mm M10x1.5 stainless steel wire dia. 0.35 mm angle grinders |  | 8 | 632 |
| 43311092 | POS RBGX 10012/16 INOX 0.35 | POS wheel brush knotted RBGX dia. 100x12x16mm hole stainless steel wire dia. 0.35 mm angle grinders |  | 8 | 632 |



NEW!

# New products in the Tool Manual
## Industrial power brushes

PFERD TOOLS

| Item number | Abbreviation | Description | Image | Catalogue | Page |
|---|---|---|---|---|---|
| 43311093 | POS RBGX 10012/16 INOX 0.50 | POS wheel brush knotted RBGX dia. 100x12x16mm hole stainless steel wire dia. 0.50 mm angle grinders |  | 8 | 632 |
| 43311050 | POS RBGX 11512/M10x 1.5 INOX0.35 | POS wheel brush knotted RBGX dia. 115x12 mm M10x1.5 stainless steel wire dia. 0.35 mm angle grinders |  | 8 | 632 |
| 43311099 | POS RBGX 11512/M14 INOX 0.35 | POS wheel brush knotted RBGX dia. 115x12 mm M14 stainless steel wire dia. 0.35 mm angle grinders |  | 8 | 632 |
| 43311095 | POS RBGX 11512/22.2 INOX 0.35 | POS wheel brush knotted RBGX dia. 115x12x-22.2mm hole stainless steel wire dia. 0.35 mm angle grinders |  | 8 | 632 |
| 43311096 | POS RBGX 11512/22.2 INOX 0.50 | POS wheel brush knotted RBGX dia. 115x12x-22.2mm hole stainless steel wire dia. 0.50 mm angle grinders |  | 8 | 632 |
| 43311106 | POS RBGX 12512/M14 INOX 0.35 | POS wheel brush knotted RBGX dia. 125x12 mm M14 stainless steel wire dia. 0.35 mm angle grinders |  | 8 | 632 |
| 43311101 | POS RBGX 12512/22.2 INOX 0.35 | POS wheel brush knotted RBGX dia. 125x12x-22.2mm hole stainless steel wire dia. 0.35 mm angle grinders |  | 8 | 632 |
| 43311102 | POS RBGX 12512/22.2 INOX 0.50 | POS wheel brush knotted RBGX dia. 125x12x-22.2mm hole stainless steel wire dia. 0.50 mm angle grinders |  | 8 | 632 |
| 43311108 | POS RBGX 15013/22.2 INOX 0.35 | POS wheel brush knotted RBGX dia. 150x13x-22.2mm hole stainless steel wire dia. 0.35 mm angle grinders |  | 8 | 632 |

NEW!

# New products in the Tool Manual
## Industrial power brushes

PFERD TOOLS

| Item number | Abbreviation | Description | Image | Catalogue | Page |
|---|---|---|---|---|---|
| 43401001 | POS RBGX 17813/M14 INOX 0.35 | POS wheel brush knotted RBGX dia. 178x13 mm M14 stainless steel wire dia. 0.35 mm angle grinders |  | 8 | 632 |
| 43401021 | POS RBGX 17813/M14 INOX 0.50 | POS wheel brush knotted RBGX dia. 178x13 mm M14 stainless steel wire dia. 0.50 mm angle grinders |  | 8 | 632 |
| 43311110 | POS RBGX 17813/22.2 INOX 0.35 | POS wheel brush knotted RBGX dia. 178x13x-22.2mm hole stainless steel wire dia. 0.35 mm angle grinders |  | 8 | 632 |
| 43311111 | POS RBGX 17813/22.2 INOX 0.50 | POS wheel brush knotted RBGX dia. 178x13x-22.2mm hole stainless steel wire dia. 0.50 mm angle grinders |  | 8 | 632 |
| 43311031 | RBGX 10006/16 PIPE ST 0.50 | PIPELINE brush knotted RBGX dia. 100x6x16 mm steel wire dia. 0.50mm angle grinders |  | 8 | 634 |
| 43311033 | RBGX 11506/22.2 PIPE ST 0.50 | PIPELINE brush knotted RBGX dia. 115x6x22.2 mm steel wire dia. 0.50 mm angle grinders |  | 8 | 634 |
| 43311035 | RBGX 12506/22.2 PIPE ST 0.50 | PIPELINE brush knotted RBGX dia. 125x6x22.2 mm steel wire dia. 0.50 mm angle grinders |  | 8 | 634 |
| 43311037 | RBGX 12506/M14 PIPE ST 0.50 | PIPELINE brush knotted RBGX dia. 125x6 mm M14 steel wire dia. 0.50 mm angle grinders |  | 8 | 634 |
| 43311039 | RBGX 15006/22.2 PIPE ST 0.50 | PIPELINE brush knotted RBGX dia. 150x6x22.2 mm steel wire dia. 0.50 mm angle grinders |  | 8 | 634 |

NEW!

# New products in the Tool Manual
## Industrial power brushes

| Item number | Abbreviation | Description | Image | Catalogue | Page |
|---|---|---|---|---|---|
| 43311040 | RBGX 17806/22.2 PIPE ST 0.50 48Z | PIPELINE brush knotted RBGX dia. 178x6x22.2 mm steel wire dia. 0.50 mm 48 knots angle grinders |  | 8 | 634 |
| 43311041 | RBGX 17806/22.2 PIPE ST 0.50 60Z | PIPELINE brush knotted RBGX dia. 178x6x22.2 mm steel wire dia. 0.50 mm 60 knots angle grinders |  | 8 | 634 |
| 43311043 | RBGX 17806/22.2 PIPE ST 0.50 76Z | PIPELINE brush knotted RBGX dia. 178x6x22.2 mm steel wire dia. 0.50 mm 76 knots angle grinders |  | 8 | 634 |
| 43311029 | RBGX 10006/16 PIPE INOX 0.50 | PIPELINE brush knotted RBGX dia. 100x6x16 mm stainless steel wire dia. 0.50mm angle grinders |  | 8 | 634 |
| 43311032 | RBGX 11506/22.2 PIPE INOX 0.50 | PIPELINE brush knotted RBGX dia. 115x6x22.2 mm stainless steel wire dia. 0.50 mm angle grinders |  | 8 | 634 |
| 43311034 | RBGX 12506/22.2 PIPE INOX 0.50 | PIPELINE brush knotted RBGX dia. 125x6x22.2 mm stainless steel wire dia. 0.50 mm angle grinders |  | 8 | 634 |
| 43311036 | RBGX 12506/M14 PIPE INOX 0.50 | PIPELINE brush knotted RBGX dia. 125x6 mm M14 stainless steel wire dia. 0.50 mm angle grinders |  | 8 | 634 |
| 43311038 | RBGX 15006/22.2 PIPE INOX 0.50 | PIPELINE brush knotted RBGX dia. 150x6x22.2 mm stainless steel wire dia. 0.50 mm angle grinders |  | 8 | 634 |
| 43311051 | RBGX 17806/22.2 PIPE INOX 0.50 48Z | PIPELINE brush knotted RBGX dia. 178x6x22.2 mm stainless steel wire dia. 0.50 mm 48 knots angle grinders |  | 8 | 634 |

NEW!

# New products in the Tool Manual
## Industrial power brushes

PFERD TOOLS

| Item number | Abbreviation | Description | Image | Catalogue | Page |
|---|---|---|---|---|---|
| 43311052 | RBGX 17806/22.2 PIPE INOX 0.50 60Z | PIPELINE brush knotted RBGX dia. 178x6x22.2 mm stainless steel wire dia. 0.50 mm 60 knots angle grinders |  | 8 | 634 |
| 43311045 | RBGX 17806/22.2 PIPE INOX 0.50 76Z | PIPELINE brush knotted RBGX dia. 178x6x22.2 mm stainless steel wire dia. 0.50 mm 76 knots angle grinders |  | 8 | 634 |
| 43311074 | POS RAB 15015/25.4 TC CO 80 | POS polyamide wheel brush curved RAB dia. 150x15 mm variable hole ceramic oxide grain 80 yellow bench grinder |  | 8 | 641 |
| 43311072 | POS RAB 15015/25.4 TC CO 120 | POS polyamide wheel brush curved RAB dia. 150x15 mm variable hole ceramic oxide grain 120 white bench grinder |  | 8 | 641 |
| 43311073 | POS RAB 15015/25.4 TC CO 220 | POS polyamide wheel brush curved RAB dia. 150x15 mm variable hole ceramic oxide grain 220 red bench grinder |  | 8 | 641 |
| 43311077 | POS RAB 20015/31.75 TC CO 80 | POS polyamide wheel brush curved RAB dia. 200x15 mm variable hole ceramic oxide grain 80 yellow bench grinder |  | 8 | 641 |
| 43311076 | POS RAB 20015/31.75 TC CO 120 | POS polyamide wheel brush curved RAB dia. 200x15 mm variable hole ceramic oxide grain 120 white bench grinder |  | 8 | 641 |
| 43311075 | POS RAB 20015/31.75 TC CO 220 | POS polyamide wheel brush curved RAB dia. 200x15 mm variable hole ceramic oxide grain 220 red bench grinder |  | 8 | 641 |
| 43595087 | RABS 1521.6/50.8 TC CO 80 | Polyamide wheel brush curved RABS single segment dia. 152x1.6x50.8 mm hole ceramic oxide grain 80 yellow for AK 32-3 |  | 8 | 641 |



NEW!

# New products in the Tool Manual
## Industrial power brushes

| Item number | Abbreviation | Description | Image | Catalogue | Page |
|---|---|---|---|---|---|
| 43595085 | RABS 1521.6/50.8 TC CO 120 | Polyamide wheel brush curved RABS single segment dia. 152x1.6x50.8 mm hole ceramic oxide grain 120 white for AK 32-3 |  | 8 | 641 |
| 43595086 | RABS 1521.6/50.8 TC CO 220 | Polyamide wheel brush curved RABS single segment dia. 152x1.6x50.8 mm hole ceramic oxide grain 220 red for AK 32-3 |  | 8 | 641 |
| 43595093 | RABS 2001.8/50.8 TC CO 80 | Polyamide wheel brush curved RABS single segment dia. 200x1.6x50.8 mm hole ceramic oxide grain 80 yellow for AK 32-4 |  | 8 | 641 |
| 43595091 | RABS 2001.8/50.8 TC CO 120 | Polyamide wheel brush curved RABS single segment dia. 200x1.6x50.8 mm hole ceramic oxide grain 120 white for AK 32-4 |  | 8 | 641 |
| 43595092 | RABS 2001.8/50.8 TC CO 220 | Polyamide wheel brush curved RABS single segment dia. 200x1.6x50.8 mm hole ceramic oxide grain 220 red for AK 32-4 |  | 8 | 641 |
| 43595084 | RABS 141.6/1.6 TC CO 80 | Polyamide wheel brush curved RABS single segment dia. 14x1.6x1.6 mm hole ceramic oxide grain 80 yellow for shank |  | 8 | 642 |
| 43595081 | RABS 141.6/1.6 TC CO 120 | Polyamide wheel brush curved RABS single segment dia. 14x1.6x1.6 mm hole ceramic oxide grain 120 white for shank |  | 8 | 642 |
| 43595083 | RABS 141.6/1.6 TC CO 220 | Polyamide wheel brush curved RABS single segment dia. 14x1.6x1.6 mm hole ceramic oxide grain 220 red for shank |  | 8 | 642 |
| 43595090 | RABS 191.6/1.6 TC CO 80 | Polyamide wheel brush curved RABS single segment dia. 19x1.6x1.6 mm hole ceramic oxide grain 80 yellow for shank |  | 8 | 642 |

NEW!

# New products in the Tool Manual
## Industrial power brushes

PFERD TOOLS

| Item number | Abbreviation | Description | Image | Catalogue | Page |
|---|---|---|---|---|---|
| 43595088 | RABS 191.6/1.6 TC CO 120 | Polyamide wheel brush curved RABS single segment dia. 19x1.6x1.6 mm hole ceramic oxide grain 120 white for shank |  | 8 | 642 |
| 43595089 | RABS 191.6/1.6 TC CO 220 | Polyamide wheel brush curved RABS single segment dia. 19x1.6x1.6 mm hole ceramic oxide grain 220 red for shank |  | 8 | 642 |
| 43690018 | RABS 251.6/3.18 TC CO 80 | Polyamide wheel brush curved RABS single segment dia. 25x1.6x3.18 mm hole ceramic oxide grain 80 yellow for shank |  | 8 | 642 |
| 43595094 | RABS 251.6/3.18 TC CO 120 | Polyamide wheel brush curved RABS single segment dia. 25x1.6x3.18 mm hole ceramic oxide grain 120 white for shank |  | 8 | 642 |
| 43690017 | RABS 251.6/3.18 TC CO 220 | Polyamide wheel brush curved RABS single segment dia. 25x1.6x3.18 mm hole ceramic oxide grain 220 red for shank |  | 8 | 642 |
| 43311078 | POS RAB 5006/6 TC CO 80 | POS polyamide wheel brush curved RAB dia. 50x6 mm shank dia. 6 mm ceramic oxide grain 80 yellow |  | 8 | 642 |
| 43311083 | POS RAB 5012/6 TC CO 80 | POS polyamide wheel brush curved RAB dia. 50x12 mm shank dia. 6 mm ceramic oxide grain 80 yellow |  | 8 | 642 |
| 43311079 | POS RAB 5012/6 TC CO 120 | POS polyamide wheel brush curved RAB dia. 50x12 mm shank dia. 6 mm ceramic oxide grain 120 white |  | 8 | 642 |
| 43311080 | POS RAB 5012/6 TC CO 220 | POS polyamide wheel brush curved RAB dia. 50x12 mm shank dia. 6 mm ceramic oxide grain 220 red |  | 8 | 642 |

NEW!

# New products in the Tool Manual
## Industrial power brushes

| Item number | Abbreviation | Description | Image | Catalogue | Page |
|---|---|---|---|---|---|
| 43311081 | POS RAB 5012/6 TC CO 400 | POS polyamide wheel brush curved RAB dia. 50x12 mm shank dia. 6 mm ceramic oxide grain 400 blue |  | 8 | 642 |
| 43311085 | POS RAB 7606/6 TC CO 80 | POS polyamide wheel brush curved RAB dia. 76x6 mm shank dia. 6 mm ceramic oxide grain 80 yellow |  | 8 | 642 |
| 43311090 | POS RAB 7612/6 TC CO 80 | POS polyamide wheel brush curved RAB dia. 76x12 mm shank dia. 6 mm ceramic oxide grain 80 yellow |  | 8 | 642 |
| 43311086 | POS RAB 7612/6 TC CO 120 | POS polyamide wheel brush curved RAB dia. 76x12 mm shank dia. 6 mm ceramic oxide grain 120 white |  | 8 | 642 |
| 43311087 | POS RAB 7612/6 TC CO 220 | POS polyamide wheel brush curved RAB dia. 76x12 mm shank dia. 6 mm ceramic oxide grain 220 red |  | 8 | 642 |
| 43311088 | POS RAB 7612/6 TC CO 400 | POS polyamide wheel brush curved RAB dia. 76x12 mm shank dia. 6 mm ceramic oxide grain 400 blue |  | 8 | 642 |
| 43200522 | PBUX 1010/6 ST 0.30 | End brush crimped PBUX dia. 10mm shank dia. 6 mm steel wire dia. 0.30 |  | 8 | 649 |
| 43200525 | PBUX 1515/6 ST 0.30 | End brush crimped PBUX dia. 15mm shank dia. 6 mm steel wire dia. 0.30 |  | 8 | 649 |
| 43200528 | PBUX 2020/6 ST 0.30 | End brush crimped PBUX dia. 20mm shank dia. 6 mm steel wire dia. 0.30 |  | 8 | 649 |

NEW!

# New products in the Tool Manual
## Industrial power brushes

PFERD TOOLS

| Item number | Abbreviation | Description | Image | Catalogue | Page |
|---|---|---|---|---|---|
| 43200531 | PBUX 3029/6 ST 0.30 | End brush crimped PBUX dia. 30mm shank dia. 6 mm steel wire dia. 0.30 |  | 8 | 649 |
| 43200521 | PBUX 1010/6 INOX 0.30 | End brush crimped PBUX dia. 10mm shank dia. 6 mm stainless steel wire dia. 0.30 |  | 8 | 649 |
| 43200523 | PBUX 1515/6 INOX 0.30 | End brush crimped PBUX dia. 15mm shank dia. 6 mm stainless steel wire dia. 0.30 |  | 8 | 649 |
| 43200526 | PBUX 2020/6 INOX 0.30 | End brush crimped PBUX dia. 20mm shank dia. 6 mm stainless steel wire dia. 0.30 |  | 8 | 649 |
| 43200529 | PBUX 3029/6 INOX 0.30 | End brush crimped PBUX dia. 30mm shank dia. 6 mm stainless steel wire dia. 0.30 |  | 8 | 649 |
| 43200524 | PBUX 1515/6 LIT STM 0.20 | End brush crimped PBUX dia. 15mm shank dia. 6 mm brass-plated cord steel wire dia. 0.20 |  | 8 | 650 |
| 43200527 | PBUX 2020/6 LIT STM 0.20 | End brush crimped PBUX dia. 20mm shank dia. 6 mm brass-plated cord steel wire dia. 0.20 |  | 8 | 650 |
| 43200530 | PBUX 3029/6 LIT STM 0.20 | End brush crimped PBUX dia. 30mm shank dia. 6 mm brass-plated cord steel wire dia. 0.20 |  | 8 | 650 |
| 43200504 | PBGX 1919/6 ST 0.25 | End brush knotted PBGX dia. 19 mm shank dia. 6 mm steel wire dia. 0.25 |  | 8 | 653 |



NEW!

# New products in the Tool Manual
## Industrial power brushes

| Item number | Abbreviation | Description | Image | Catalogue | Page |
|---|---|---|---|---|---|
| 43200505 | PBGX 1919/6 ST 0.35 | End brush knotted PBGX dia. 19 mm shank dia. 6 mm steel wire dia. 0.35 |  | 8 | 653 |
| 43200506 | PBGX 1919/6 ST 0.50 | End brush knotted PBGX dia. 19 mm shank dia. 6 mm steel wire dia. 0.50 |  | 8 | 653 |
| 43200511 | PBGX 2323/6 ST 0.25 | End brush knotted PBGX dia. 23 mm shank dia. 6 mm steel wire dia. 0.25 |  | 8 | 653 |
| 43200512 | PBGX 2323/6 ST 0.35 | End brush knotted PBGX dia. 23 mm shank dia. 6 mm steel wire dia. 0.35 |  | 8 | 653 |
| 43200513 | PBGX 2323/6 ST 0.50 | End brush knotted PBGX dia. 23 mm shank dia. 6 mm steel wire dia. 0.50 |  | 8 | 653 |
| 43200518 | PBGX 3028/6 ST 0.25 | End brush knotted PBGX dia. 30 mm shank dia. 6 mm steel wire dia. 0.25 |  | 8 | 653 |
| 43200519 | PBGX 3028/6 ST 0.35 | End brush knotted PBGX dia. 30 mm shank dia. 6 mm steel wire dia. 0.35 |  | 8 | 653 |
| 43200520 | PBGX 3028/6 ST 0.50 | End brush knotted PBGX dia. 30 mm shank dia. 6 mm steel wire dia. 0.50 |  | 8 | 653 |
| 43200500 | PBGX 1919/6 INOX 0.15 | End brush knotted PBGX dia. 19 mm shank dia. 6 mm stainless steel wire dia. 0.15 |  | 8 | 653 |

NEW!

# New products in the Tool Manual
## Industrial power brushes

PFERD TOOLS

| Item number | Abbreviation | Description | Image | Catalogue | Page |
|---|---|---|---|---|---|
| 43200501 | PBGX 1919/6 INOX 0.25 | End brush knotted PBGX dia. 19 mm shank dia. 6 mm stainless steel wire dia. 0.25 |  | 8 | 653 |
| 43200502 | PBGX 1919/6 INOX 0.35 | End brush knotted PBGX dia. 19 mm shank dia. 6 mm stainless steel wire dia. 0.35 |  | 8 | 653 |
| 43200503 | PBGX 1919/6 INOX 0.60 | End brush knotted PBGX dia. 19 mm shank dia. 6 mm stainless steel wire dia. 0.60 |  | 8 | 653 |
| 43200507 | PBGX 2323/6 INOX 0.15 | End brush knotted PBGX dia. 23 mm shank dia. 6 mm stainless steel wire dia. 0.15 |  | 8 | 653 |
| 43200508 | PBGX 2323/6 INOX 0.25 | End brush knotted PBGX dia. 23 mm shank dia. 6 mm stainless steel wire dia. 0.25 |  | 8 | 653 |
| 43200509 | PBGX 2323/6 INOX 0.35 | End brush knotted PBGX dia. 23 mm shank dia. 6 mm stainless steel wire dia. 0.35 |  | 8 | 653 |
| 43200510 | PBGX 2323/6 INOX 0.60 | End brush knotted PBGX dia. 23 mm shank dia. 6 mm stainless steel wire dia. 0.60 |  | 8 | 653 |
| 43200514 | PBGX 3028/6 INOX 0.15 | End brush knotted PBGX dia. 30 mm shank dia. 6 mm stainless steel wire dia. 0.15 |  | 8 | 653 |
| 43200515 | PBGX 3028/6 INOX 0.25 | End brush knotted PBGX dia. 30 mm shank dia. 6 mm stainless steel wire dia. 0.25 |  | 8 | 654 |

NEW!

# New products in the Tool Manual
## Industrial power brushes

PFERD TOOLS

| Item number | Abbreviation | Description | Image | Catalogue | Page |
|---|---|---|---|---|---|
| 43200516 | PBGX 3028/6 INOX 0.35 | End brush knotted PBGX dia. 30 mm shank dia. 6 mm stainless steel wire dia. 0.35 |  | 8 | 654 |
| 43200517 | PBGX 3028/6 INOX 0.60 | End brush knotted PBGX dia. 30 mm shank dia. 6 mm stainless steel wire dia. 0.60 |  | 8 | 654 |
| 43311014 | POS TBGX 50/6 ST 0.50 | POS cup brush knotted TBGX dia. 50 mm 6mm shank steel wire dia. 0.50mm |  | 8 | 656 |
| 43311015 | POS TBGX 65/6 ST 0.50 | POS cup brush knotted TBGX dia. 65 mm 6mm shank steel wire dia. 0.50mm |  | 8 | 656 |
| 43100803 | RBGX 6012/6 ST 0.35 | Wheel brush knotted RBGX dia. 60x12 mm shank dia. 6 mm steel wire dia. 0.35 |  | 8 | 662 |
| 43100804 | RBGX 7606/6 ST 0.35 | Wheel brush knotted RBGX dia. 76x6 mm shank dia. 6 mm steel wire dia. 0.35 |  | 8 | 662 |
| 43100801 | RBGX 7606/6 ST 0.50 | Wheel brush knotted RBGX dia. 76x6 mm shank dia. 6 mm steel wire dia. 0.50 |  | 8 | 662 |
| 43100802 | RBGX 7612/6 ST 0.35 | Wheel brush knotted RBGX dia. 76x12 mm shank dia. 6 mm steel wire dia. 0.35 |  | 8 | 662 |
| 43100800 | RBGX 7612/6 ST 0.50 | Wheel brush knotted RBGX dia. 76x12 mm shank dia. 6 mm steel wire dia. 0.50 |  | 8 | 662 |

NEW!

# New products in the Tool Manual
## Industrial power brushes

PFERD TOOLS

| Item number | Abbreviation | Description | Image | Catalogue | Page |
|---|---|---|---|---|---|
| 43100807 | RBGX 6012/6 INOX 0.35 | Wheel brush knotted RBGX dia. 60x12 mm shank dia. 6 mm stainless steel wire dia. 0.35 |  | 8 | 662 |
| 43100808 | RBGX 7606/6 INOX 0.35 | Wheel brush knotted RBGX dia. 76x6 mm shank dia. 6 mm stainless steel wire dia. 0.35 |  | 8 | 662 |
| 43100806 | RBGX 7612/6 INOX 0.35 | Wheel brush knotted RBGX dia. 76x12 mm shank dia. 6 mm stainless steel wire dia. 0.35 |  | 8 | 662 |
| 43100805 | RBGX 7612/6 INOX 0.50 | Wheel brush knotted RBGX dia. 76x12 mm shank dia. 6 mm stainless steel wire dia. 0.50 |  | 8 | 662 |
| 43595074 | BO 3/1.6 14-19 | Accessory arbor BO for polyamide wheel brushes single segment for shank with hole 1.6 on 3 mm shank |  | 8 | 682 |
| 43595075 | BO 3/3.18 25 | Accessory arbor BO for polyamide wheel brushes single segment for shank with hole 3.18 on 3 mm shank |  | 8 | 682 |
| 43595072 | BO 3.18/1.6 14-19 | Accessory arbor BO for polyamide wheel brushes single segment for shank with hole 1.6 on 3.18 mm shank |  | 8 | 682 |
| 43595073 | BO 3.18/3.18 25 | Accessory arbor BO for polyamide wheel brushes single segment for shank with hole 3.18 on 3.18 mm shank |  | 8 | 682 |
| 43595080 | BO 12/25.4-31.75 150-200 | Accessory arbor BO for polyamide wheel brushes hole 25.4 and 31.75 on 12 mm shank |  | 8 | 682 |



NEW!

# New products in the Tool Manual
## Industrial power brushes

| Item number | Abbreviation | Description | Image | Catalogue | Page |
|---|---|---|---|---|---|
| 43701268 | AS AK 32-3 | Accessory adapter for polyamide wheel brush segments dia. 150 with hole 50.8 to 25.4; 22.2; 19; 15.9; 12.7 mm |  | 8 | 683 |
| 43701269 | AS AK 32-4 | Accessory adapter for polyamide wheel brush segments dia. 200 with hole 50.8 to 25.4; 22.2; 19; 15.9; 12.7 mm |  | 8 | 683 |

NEW!

# New products in the Tool Manual
## Tool drives

| Item number | Abbreviation | Description | Image | Catalogue | Page |
|---|---|---|---|---|---|
| 80900901 | QC-G RS | Quick-change gripper for robot spindle QC-G RS |  | 9 | 704 |
| 80900902 | QC-A 6MM RS | Quick-change mount for robot spindle QC-A 6 mm RS |  | 9 | 705 |
| 80900903 | QC-A 8MM RS | Quick-change mount for robot spindle QC-A 8 mm RS |  | 9 | 705 |
| 80900904 | QC-A 10MM RS | Quick-change mount for robot spindle QC-A 10MM RS |  | 9 | 705 |
| 80900905 | QC-A M14 X 2 RS | Quick-change mount for robot spindle QC-A M14 X 2 RS |  | 9 | 705 |
| 80900906 | QC-DA RS | Quick-change revolving mount for robot spindle QC-DA RS |  | 9 | 705 |
| 80209018 | PWAS 4/170 HV 45° | Air-powered angle grinder PWAS 4/170 HV 45° 17000 RPM/380 watts |  | 9 | 727 |
| 80209007 | PWAS 4/70 HV 90° | Air-powered angle grinder PWAS 4/70 HV 90° 7000 RPM/350 watts |  | 9 | 728 |
| 80209030 | PWAS 4/60 HV 45° | Air-powered angle grinder PWAS 4/60 45° 6000 RPM/380 watts |  | 9 | 728 |



NEW!

# New products in the Tool Manual
## Tool drives

| Item number | Abbreviation | Description | Image | Catalogue | Page |
|---|---|---|---|---|---|
| 98989012 | FM 125X15 EG01 | Flat chisel with working length of 125 mm x 15 mm cutting width / insertion group EG01 |  | 9 | 739 |
| 83004020 | RCK GS 4/100 M | Straight handpiece RCK GS 4/100 M 10,000-5,000 RPM/380 watts medium-length design |  | 9 | 751 |
| 83004026 | RCK GS 4/50 M | Straight handpiece RCK GS 4/50 M 5,000-2,500 RPM/380 watts medium-length design |  | 9 | 751 |
| 83004025 | RCK GS 4/100 V | Straight handpiece RCK GS 4/100 V 10,000-5,000 RPM/380 watts extended design |  | 9 | 751 |
| 83004027 | RCK GS 4/50 V | Straight handpiece RCK GS 4/50 V 5,000-2,500 RPM/380 watts extended design |  | 9 | 751 |
| 83002015 | RCK WS 1/300 90° | Angle handpiece RCK WS 1/300 90° 7,000-3,500 RPM/120 watts |  | 9 | 751 |
| 83002016 | RCK WS 1/300 45° | Angle handpiece RCK WS 1/300 45° 7,000-3,500 RPM/380 watts |  | 9 | 752 |
| 83004015 | RCK WS 4/50 90° | Angle handpiece RCK WS 4/50 90° 5,000-2,500 RPM/380 watts |  | 9 | 752 |
| 83004032 | RCK WS 4/250 45° | Angle handpiece RCK WS 4/250 45° 25,000-15,000 RPM/380 watts |  | 9 | 752 |

NEW!

# New products in the Tool Manual
## Tool drives

| Item number | Abbreviation | Description | Image | Catalogue | Page |
|---|---|---|---|---|---|
| 83004034 | RCK WS 4/70 45° | Angle handpiece RCK WS 4/70 45° 7,000-3,500 RPM/380 watts |  | 9 | 752 |
| 83004041 | RCK M 4/250 | Motor RCK M 4/250 25,000-18,000 RPM/380 watts |  | 9 | 753 |
| 83004042 | RCK M 4/100 | Motor RCK M 4/100 10,000-5,000 RPM/380 watts |  | 9 | 753 |
| 86300124 | WHA 7 45° G22 | Angle handpiece WHA 7 45° G22 with 6 mm collet Max. RPM 17100 RPM |  | 9 | 774 |
| 86300125 | WHA 10 45° G28 | Angle handpiece WHA 10 45° G28 with 6 mm collet Max. RPM 17100 RPM |  | 9 | 776 |
| 86200052 | FSH G28 | Flexible special handpiece FSH G28 with 6 mm collet |  | 9 | 776 |
| 86400011 | BSG 10/35 G28 | Belt sander BSG 10/35 G28 Belt length: 450 mm x width: 35 mm Max. RPM 7,000 |  | 9 | 785 |
| 86400012 | BSG 10/50 G28 | Belt sander BSG 10/50 G28 Belt length: 450 mm x width: 50 mm Max. RPM 7,000 |  | 9 | 786 |
| 86400021 | ULR BSG 10/35 G28 | Guide roller ULR for BSG 10/35 G28 |  | 9 | 786 |



NEW!

# New products in the Tool Manual
## Tool drives

| Item number | Abbreviation | Description | Image | Catalogue | Page |
|---|---|---|---|---|---|
| 86400022 | ATR BSG 10/35 G28 | Drive roller ATR for BSG 10/35 G28 |  | 9 | 786 |
| 86400024 | ULR BSG 10/50 G28 | Guide roller ULR for BSG 10/50 G28 |  | 9 | 786 |
| 86400025 | ATR BSG 10/50 G28 | Drive roller ATR for BSG 10/50 G28 |  | 9 | 786 |
| 86300133 | WHA 7 45° G22 STV | Angle handpiece WHA 7 45° G22 STV with 6 mm collet Max. RPM 17100 for rigid extensions |  | 9 | 792 |
| 86300134 | WHA 10 45° G28 STV | Angle handpiece WHA 10 45° G28 STV with 6 mm collet Max. RPM 17100 for rigid extensions |  | 9 | 792 |
| 86300624 | WT 10 G28 STV | Angle drive WT 10 G28 STV Max.RPM 18,000 for rigid extensions |  | 9 | 792 |
| 86300623 | SWT 10 G28 STV | Burnishing angle drive SWT 10 G28 STV Max. RPM 18,000 for rigid extensions |  | 9 | 793 |
| 80810018 | ASD SPG 6 CD 1/4''-20 UNC | Arbor ASD SPG 6 CD 1/4''-20 UNC |  | 9 | 802 |
| 98991096 | HGA D38.5 KPL. | Handle adapter HGA D38.5 complete |  | 9 | 803 |

NEW!

# New products in the Tool Manual
Tool drives

| Item number | Abbreviation | Description | Image | Catalogue | Page |
|---|---|---|---|---|---|
| 80810050 | HSA 38.5 Set | Hand guard adapter HSA 38.5 set |  | 9 | 803 |



NEW!

# PFERD TOOLS

© August Rüggeberg GmbH & Co. KG

Subject to technical modifications.

10/2026

PFERD TOOLS quality is certified according to ISO 9001.

pferd.com