



Power tools

Power tools

■ Highlights from the PFERD TOOLS range	3
■ General information	4
■ What the machine designations mean	6



Air grinders

■ Straight grinder	8
■ Angle grinder with collet	10
■ Angle grinder with threaded spindle	10
■ Belt grinder attachment arm group 2	11
■ Filing machines	12



RCK drive systems

■ RCK control device	13
■ Handpieces for RCK system	13
■ Accessories for RCK system	17




MIM drive systems

■ Micro motor system	20
■ Micro motor handpieces	20
■ Accessories for micro motor systems	22



**Drive systems with DIN 10/
DIN 15**

■ Flexible shaft drives for Mammoth Electronic and accessories	24
■ Flexible shaft drives for Maxi-Mammoth Electronic and accessories	25
■ Flexible shaft 4 and handpieces	25
■ Flexible shaft 6 and handpieces	26
■ Flexible shaft 7 and handpieces	27
■ Flexible shaft 10 and handpieces	28
■ Remote switch for flexible shafts and accessories	29
■ Special flexible shafts for inner grinding of pipes and accessories	30
■ Handpieces and accessories	31
■ Flexible shaft adapter	32
■ Extensions	33



Accessories for power tools

■ Collets	34
■ Key	37
■ Maintenance accessories	39



Power tools

Highlights from the PFERD TOOLS range



Robot spindle PGAS 4/52 RS

PFERD TOOLS robot spindles are manufactured according to the most stringent quality criteria and the latest technological standards, and are ideal for stationary applications in robot cells and machine tools and for installation in transfer lines. Scan the QR code to find out more about PFERD TOOLS' range of robot spindles.



Advantages:

- High torque due to planetary gear.
- Very high concentricity in continuous use.
- Double spindle bearing for a longer tool life.

RCK drive system

The RCK drive system with stepless rotational speed regulation is an innovative solution that combines maximum productivity with significant ergonomic benefits. The system produces less noise and lower vibrations than conventional drives. In combination with the mobile control device and various handpieces, the system is particularly light, comfortable and flexible to use for operators. Scan the QR code to find out more about PFERD TOOLS' RCK drive system.

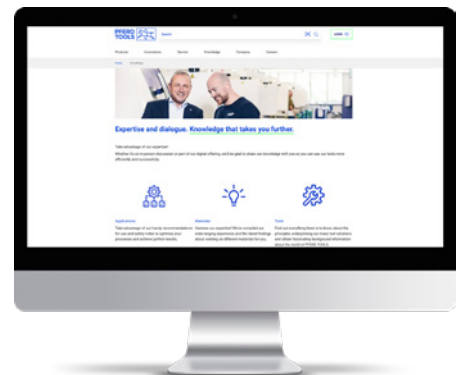


Advantages:

- Boosts productivity by up to 50% thanks to constant rotational speed.
- Comfortable, ergonomic working with fast, optimal results.
- Can be used with a battery for mobile use or a power supply unit, for a variety of industrial applications.

Find additional in-depth information online

Scan the QR code to find out a wide range of tool and application knowledge relating to PFERD TOOLS' high-quality tools and their huge variety of materials.



Power tools

General information



The PFERD TOOLS range includes tool drives for grinding, milling, brushing, cutting and polishing in manual applications as well as in robotic and semi-stationary applications. PFERD TOOLS is one of only a few manufacturers that can offer a wide range of tools for work on surfaces and cutting of materials, as well as drives designed specifically for these tools, all from a single source. The wide product range includes air grinders as well as drive systems with DIN 10/DIN 15 and thus offers the best solution for almost any working environment. PFERD tool drives are characterized by their performance and durability. They are less prone to faults and comply with the latest technological standards.

Tool drives from PFERD TOOLS are characterized by their performance and durability. They are less prone to faults and comply with the latest technological standards.



Spare parts catalog

In our online spare parts catalog, we have compiled all the information about every PFERD TOOLS drive. Here you will find exploded drawings and other sketches as well as photos and ordering data for each individual spare part for our drives. With just a few clicks, you can select the required spare parts or spare parts kits, add them to your shopping cart and order them online directly from PFERD TOOLS.

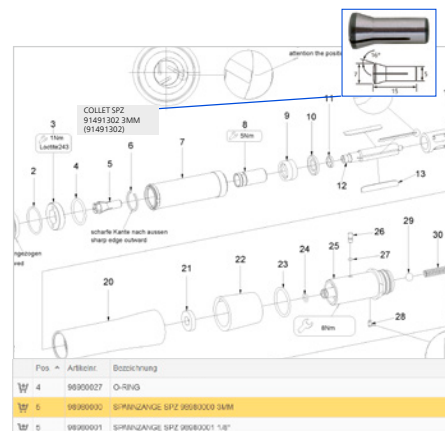


If you ever misplace the operating instructions, you can find them in our spare parts catalogue for download along with other documents such as CE declarations of conformity and illustrated DIY instructions for minor repairs.




























Our clearly organized online spare parts catalogue can be found at spareparts.pferd.com. In the information area you can see which documents are available for download.

Move your mouse over the different spare parts for your tool drive from PFERD TOOLS to see the exact product specifications. Clicking on the relevant code displays more information and a product image. In the lower section of the image, you have the option of adding the selected spare parts directly to the shopping cart and ordering them.

Scan the QR code to access the online spare parts catalog.

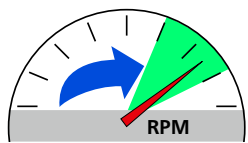


Explanation of pictograms

General			
	Rotational speed		Stud bolt
	Belt speed		center hole
	Power output		Guard
	Matching open-ended wrenches		Compatible disc diameter
	Matching hexagon socket wrenches		Compatible drum grinder fitting
	Matching face pin spanners		Belt dimensions
	Matching Allen keys	Air grinders	
Tool mounting			Information on use – oil
	Clamping width		Can be used without oil
	Collet		Air pressure
			Air supply hose diameter
		Electric grinders and flexible shaft drives	
			Voltage
			Frequency
			Protectively insulated in accordance with protection class II
			Protective earthing
			Safety extra-low voltage
			Safety extra-low voltage in accordance with protection class III
		Flexible shafts	
			Drive-side shaft connection
			Handpiece-side sliding coupling

Criteria for selecting the optimum drive

An important prerequisite for cost-effective work is selecting the optimum tool. The appropriate drive is selected taking the following criteria into consideration:



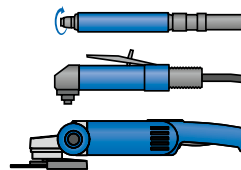
1. Rotational speed

The drive should always be selected according to the rotational speed and peripheral speed recommendations for the product. Refer to catalog sections 2 to 8 and 10 for these recommendations.



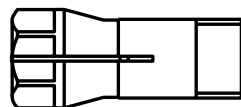
2. Power output

The drive's power output is the decisive factor for maintaining the rotational speed under load. The load is determined by the material to be machined, the cutting characteristics of the tool and the contact pressure.



3. Design, shape and size

Each type of application places specific demands on the design and size of the tool drive. The different designs can be used for various applications,



4. Tool mounting

Depending on the selected product from PFERD TOOLS, different tool mountings are available, e.g. collets or threaded spindles. Matching collets are allocated to every drive. Please refer to the accessories for tool drives in this catalog for an overview of collets and spindle extensions.



Power tools

What the machine designations mean



The PFERD TOOLS machine designations are structured to provide information about the drive type, as well as designs, throttle types and tool mountings. They also enable you to quickly and easily select the right rotational speed and performance classes for the various machine types.

The following overview provides a concise summary:

Figure	Description				Performance group	Rotational speed	Designs, throttle types, tool mountings
Air grinders							
	P Pneumatic	G Straight grinder	A Rear exhaust	S Collet	2 x 100 watts	800 x 100 RPM	E Elastic bearing M Medium length V Extended DV Ring throttle HV Lever throttle
	P Pneumatic	W Angle grinder	A Rear exhaust	S Collet	1 x 100 watts	800 x 100 RPM	HV Lever throttle
RCK drive system							
	RCK RCK	STG Control device			10 x 100 watts	800 x 100 RPM	
Performance class up to 200 watts							
	RCK RCK	G Straight grinder	S Collet		2 x 100 watts	800 x 100 RPM	VS Extended spindle SP Keyless quick-mounting system
	RCK RCK	W Rear exhaust	S Collet		1 x 100 watts	300 x 100 RPM	45° 45 degree angle handpiece 90° 90 degree angle handpiece
Performance class 400 watts							
	RCK RCK	G Straight grinder	S Collet		4 x 100 watts	400 x 100 RPM	
	RCK RCK	W Rear exhaust	S Collet		4 x 100 watts	200 x 100 RPM	90° 90 degree angle handpiece
	RCK RCK	B Belt grinder			4 x 100 watts	200 x 100 RPM	

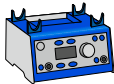


Power tools

What the machine designations mean




Figure	Description	Performance group	Rotational speed	Designs, throttle types, tool mountings
--------	-------------	-------------------	------------------	---

MIM drive system

	MIM Micro motor	STG Control device	3 Version	S with switch	3 x 100 watts	800 x 100 RPM	
	MIM Micro motor	HA Straight handpiece		S with switch	3 x 100 watts	800 x 100 RPM	VS Extended spindle SP Keyless quick-mounting system 1/8 Incl. collet dia. in inch
	MIM Micro motor	WZ Angle handpiece		S with switch	3 x 100 watts	300 x 100 RPM	90° 90 degree angle handpiece S Collet 1/8 Incl. collet dia. in inch


DIN 10/DIN 15 drive systems

	ME Mammoth electronic	W Alternating current	18 x 100 watts	240 x 100 RPM	
---	---------------------------------	---------------------------------	--------------------------	-------------------------	--



Air grinders

Straight grinder



PGTS 1/1100 DV

Sophisticated air-powered straight grinder with turbine motor, exhaust directed to the front and ring throttle version. Offers high cutting speed for TC burrs and mounted points.


Contents:

4.92 inch air supply hose with 1/4" NPT male thread connection, 1/8" collet (collet group 15), 2 keys (DM SW 6/8 mm).

Special features:

- No oil residues on the workpiece.

Rotational speed [RPM]	Power output [HP]	Air consumption at idle [cfm]	Air consumption under load [cfm]	Air supply hose internal dia. [Inch]	Noise/sound pressure level db(A)	Net weight [lb]	Item no.	EDP no.	Designation
110,000	0.15	11.3	5.3	15/64	70	0.414	89910018	90012	PGTS 1/1100 DV



PGAS 3/380 E-HV

Sophisticated air-powered straight grinder with exhaust directed to the rear and dead man's switch using safety lever valve.


Contents:

3.28 inch exhaust hose and 8.2 inch air supply hose with 1/4" NPT male thread connection, 1/4" collet (collet group 6), 2 keys (1x EM SW 11 mm, 1x EM SW 14 mm).

Special features:

- Elastically mounted spindle guarantees a longer service life, especially when using carbide burs.
- Low vibration.
- The compact design enables good accessibility.

Rotational speed [RPM]	Power output [HP]	Air consumption at idle [cfm]	Air consumption under load [cfm]	Air supply hose internal dia. [Inch]	Noise/sound pressure level db(A)	Net weight [lb]	Item no.	EDP no.	Designation
38,000	0.39	24.72	21.19	5/16	73	1.129	89910032	90043	PGAS 3/380 E-HV



PGAS 4/250 HV

Sophisticated air-powered straight grinder with exhaust directed to the rear and dead man's switch using safety lever valve. Can also be operated without oil; however, this will lead to a shorter service life and reduced rotational speed and power output.

Contents:

3.28 inch exhaust hose and 8.2 inch air supply hose with 1/4" NPT male thread connection, 1/4" collet (collet group 20), 2 keys (1x EM SW 12 mm, 1x EM SW 17 mm).

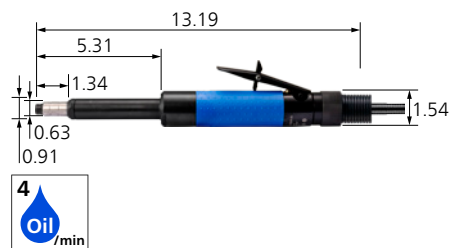
tion, 1/4" collet (collet group 20), 2 keys (1x EM SW 12 mm, 1x EM SW 17 mm).

Special features:

- Very powerful with a compact design.

Rotational speed [RPM]	Power output [HP]	Air consumption at idle [cfm]	Air consumption under load [cfm]	Air supply hose internal dia. [Inch]	Noise/sound pressure level db(A)	Net weight [lb]	Item no.	EDP no.	Designation
25,000	0.59	34.61	30.72	5/16	76	1.830	89910030	90041	PGAS 4/250 HV





PGAS 4/250 M-HV

Sophisticated air-powered straight grinder with exhaust directed to the rear and dead man's switch using safety lever valve.


Contents:

3.28 inch exhaust hose and 8.2 inch air supply hose with 1/4" NPT male thread connection, 1/4" collet (collet group 6), 2 keys (1x EM SW 11 mm, 1x EM SW 14 mm).

Special features:

- Medium-length design for use when access is restricted.

Rotational speed [RPM]	Power output [HP]	Air consumption at idle [cfm]	Air consumption under load [cfm]	Air supply hose internal dia. [Inch]	Noise/sound pressure level db(A)	Net weight [lb]	Item no.	EDP no.	Designation
25,000	0.59	34.61	30.72	5/16	76	2.641	89910031	90042	PGAS 4/250 M-HV



PGAS 8/100 HV

Sophisticated air-powered straight grinder with exhaust directed to the rear and dead man's switch using safety lever valve.

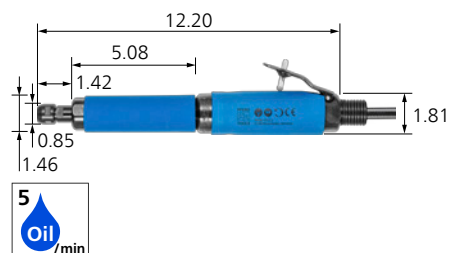
Contents:

3.28 inch exhaust hose and 9.84 inch air supply hose with 1/4" NPT male thread connection, 1/4" collet (collet group 7), 2 keys (1x EM SW 12 mm, 1x EM SW 17 mm).

Special features:

- Constant power delivery due to the centrifugal governor.
- Compact design.

Rotational speed [RPM]	Power output [HP]	Air consumption at idle [cfm]	Air consumption under load [cfm]	Air supply hose internal dia. [Inch]	Noise/sound pressure level db(A)	Net weight [lb]	Item no.	EDP no.	Designation
10,000	0.8	6	30.02	21/64	64	2.205	89910053	90064	PGAS 8/100 HV



PGAS 8/100 V-HV

Sophisticated air-powered straight grinder with exhaust directed to the front and dead man's switch using safety lever valve. Good size/weight to output ratio.

Contents:

3.28 inch exhaust hose and 9.84 inch air supply hose with 1/4" NPT male thread connection, 1/4" collet (collet group 7), 2 keys (1x EM SW 9/16", 1x EM SW 3/4").

Special features:


- Extended version for work in hard-to-reach areas.
- Constant power delivery due to the centrifugal governor.

Rotational speed [RPM]	Power output [HP]	Air consumption at idle [cfm]	Air consumption under load [cfm]	Air supply hose internal dia. [Inch]	Noise/sound pressure level db(A)	Net weight [lb]	Item no.	EDP no.	Designation
10,000	0.8	6	30.02	21/64	64	3.086	89910054	90065	PGAS 8/100 V-HV



Air grinders

Angle grinder with collet



PWAS 4/200 HV

Sophisticated compressed-air angle grinder with exhaust directed to the rear, dead man's switch using safety lever valve and collet. Ideal for work in hard-to-reach areas.

Contents:

3.28 inch exhaust hose and 8.2 inch air supply hose with 1/4" NPT male thread connection, 1/4" collet (collet group 6), 2 keys (1x EM SW 11 mm, 1x EM SW 14 mm).

Special features:

- Low angle head height.

Rotational speed [RPM]	Power output [HP]	Air consumption at idle [cfm]	Air consumption under load [cfm]	Air supply hose internal dia. [Inch]	Noise/sound pressure level db(A)	Net weight [lb]	Item no.	EDP no.	Designation
20,000	0.5	24.72	21.19	5/16	79	2.028	89920013	90524	PWAS 4/200 HV

Angle grinder with threaded spindle



PWA 2/120 HV

Sophisticated compressed-air angle grinder with 1/4-20 UNC threaded spindle, exhaust directed to the rear and dead man's switch.

Contents:

3.28 inch exhaust hose and 8.2 inch air supply hose with 1/4" NPT male thread connection, 1 key (EM SW 11 mm).

Special features:

- Special spindle for holding all COMBIDISC® tools (use a backing pad without shank).
- Flat angle head for work in hard-to-reach areas.

Rotational speed [RPM]	Power output [HP]	Air consumption at idle [cfm]	Air consumption under load [cfm]	Air supply hose internal dia. [Inch]	Net weight [lb]	Item no.	EDP no.	Designation
12,000	0.31	19.42	15.89	15/64	1.138	89920012	90523	PWA 2/120 HV



Extensions for drive spindles

The shank of the abrasive disc holders can be replaced by compatible adapters. This enables the abrasive disc holder to be mounted directly to the drive spindle of the tool drive. Designed for drives with spindle 1/4-20 UNC.

Net weight [lb]	Item no.	EDP no.	Designation
0.022	87100727	95808	SPV20 CD 1/4-20 UNC



Air grinders

Belt grinder attachment arm group 2

PFERD
TOOLS



Belt grinder attachment arm BSVA 9/25-1

Belt grinder attachment arm in robust design and extremely slim fixing lug on the facing roller. With belt arm guide that can be fixed.

Special features:

- Allows for use of the full roller width.

- With conical guide roller (range 1 mm).

Width x roll dia. [Inch]	Suitable belt width [Inch]	Suitable belt length [Inch]	Net weight [lb]	Item no.	EDP no.	Designation
0.35 x 0.98	1/8, 1/4, 3/8, 1/2	20-1/2, 24	0.209	84200072	95021	BSVA 9/25-1 x 520



Belt grinder attachment arm BSVA 4/16

Belt grinder attachment arm in robust design and extremely slim fixing lug on the facing roller. With belt arm guide that can be fixed.

Special features:

- Allows for use of the full roller width.

Width x roll dia. [Inch]	Suitable belt width [Inch]	Suitable belt length [Inch]	Net weight [lb]	Item no.	EDP no.	Designation
0.16 x 0.63	1/8, 1/4, 3/8	20-1/2, 24	0.132	84200050	95018	BSVA 4/16 x 520



Belt grinder attachment arm BSVA 9/16

Belt grinder attachment arm in robust design and extremely slim fixing lug on the facing roller. With belt arm guide that can be fixed.

Special features:

- Allows for use of the full roller width.

Width x roll dia. [Inch]	Suitable belt width [Inch]	Suitable belt length [Inch]	Net weight [lb]	Item no.	EDP no.	Designation
0.35 x 0.63	3/8, 1/2	20-1/2, 24	0.212	84200060	95019	BSVA 9/16 x 520



Belt grinder attachment arm BSVA 12/19

Belt grinder attachment arm in robust design and extremely slim fixing lug on the facing roller. With belt arm guide that can be fixed.

Special features:

- Allows for use of the full roller width.

Width x roll dia. [Inch]	Suitable belt width [Inch]	Suitable belt length [Inch]	Net weight [lb]	Item no.	EDP no.	Designation
0.47 x 0.75	1/2, 5/8	20-1/2, 24	0.236	84200080	95022	BSVA 12/19 x 520



Belt grinder attachment arm BSVA 9/25

Belt grinder attachment arms in robust design and extremely slim fixing lug on the facing roller. With asymmetrical arms for flush lateral grinding and belt arm guide that can be fixed.

Special features:

- Allows for use of the full roller width.

Width x roll dia. [Inch]	Suitable belt width [Inch]	Suitable belt length [Inch]	Net weight [lb]	Item no.	EDP no.	Designation
0.35 x 0.98	1/8, 1/4, 3/8, 1/2, 5/8	20-1/2, 24	0.209	84200070	95020	BSVA 9/25 x 520



Air grinders

Belt grinder attachment arm group 2



Belt grinder attachment arm BSVA 18/23


Belt grinder attachment arm in robust design. With belt arm guide that can be fixed.

Special features:

- With metal roller and pad for stabilization/support.

Width x roll dia. [Inch]	Suitable belt width [Inch]	Suitable belt length [Inch]	Net weight [lb]	Item no.	EDP no.	Designation
0.71 x 0.91	3/4	20-1/2, 24	0.331	84200085	95023	BSVA 18/23 x 520

Filing machines



Arbor SPSH 3-13 mm 3.1

The arbor for the manual filing machine features stepless adjustment to accommodate all grinding and polishing stones.

Special features:

- Only use in conjunction with AD PF 4.5/4.0.

S_d [Inch]	L_2 [Inch]	Net weight [lb]	Item no.	EDP no.	Designation
1/8	3/4	0.047	33509030	39106	SPSH 3-13 3,1





RCK STG 10/800 control device

Control device that enables different handpieces to be actuated precisely. Achieves a maximum rotational speed of 80,000 RPM and keeps it stable during operation.



Contents:

Battery or power supply unit must be ordered separately.

Special features:

- Equipped with intelligent control electronics.
- Comes with a sturdy design.
- Can run on battery power or with a power supply unit.

Max. rotational speed [RPM]	Max. power consumption [watts]	Max. power output [watts]	Max. supply voltage [volts]	Net weight [lb]	Item no.	Designation
80,000	1,560	1,000	50.4 – 58.8	10.869	83001000	RCK STG 10/800

Handpieces for RCK system



Straight handpiece RCK GS 2/800 SP 1/8"

The RCK handpiece in the **200 W performance class** has a brushless motor with a very stable speed and improved ergonomics.

Contents:

5.91' handpiece cable, 1/8" collet (collet group 17), 1x blank shank BSC 1/8", 2 keys (1x MIM SPS DK D 7, 1x MIM ARS HA D 23.5 mm)

Special features:

- Slim and lightweight design as well as automatic speed limitation.
- Very high concentricity speed and very quiet.
- Start interlock without clamped tool.

Rotational speed range [RPM]	Power output [HP]	Max. voltage [volts]	Net weight [lb]	Item no.	Designation
80,000 – 40,000	0.24	58	0.728	83002007	RCK GS 2/800 SP 1/8"



Straight handpiece RCK GS 1/700 1/8"

The RCK handpiece in the **200 W performance class** has a brushless motor with a very stable speed and improved ergonomics.

Contents:

5.91' handpiece cable, 1/8" collet (collet group 18), 2 keys (1x SPS VK 4 mm, 1x STS D 2.35 mm)

Special features:

- Straight handpiece with aluminum housing with a particularly slim and light design.
- Very high concentricity speed and very quiet.
- Low-maintenance thanks to brushless motor for delicate work.

Rotational speed range [RPM]	Power output [HP]	Max. voltage [volts]	Net weight [lb]	Item no.	Designation
70,000 – 35,000	0.16	58	0.210	83002008	RCK GS 1/700 1/8"





Straight handpiece RCK GS 2/600 Z-SP 1/8"

The RCK handpiece in the **200 W performance class** has a brushless motor with a very stable speed and improved ergonomics.

Contents:

5.91' handpiece cable, 1/8" collet (collet group 17), 3 keys (1x MIM SPS DK D 7, 1x DM SW 10/10 mm, 1x BSC 2.35 mm), 1x blank shank BSC 1/8".

Special features:

- Slim and lightweight design as well as automatic speed limitation.
- Very high concentricity speed and very quiet.
- Start interlock without clamped tool.

Rotational speed range [RPM]	Power output [HP]	Max. voltage [volts]	Net weight [lb]	Item no.	Designation
60,000 – 30,000	0.2	58	0.573	83002009	RCK GS 2/600 Z-SP 1/8"



Straight handpiece RCK GS 2/600 SP 1/8"

The RCK handpiece in the **200 W performance class** has a brushless motor with a very stable speed and improved ergonomics.

Contents:

5.91' handpiece cable, 1/8" collet (collet group 17), 2 keys (1x MIM SPS DK D 7, 1x MIM ARS HA D 23.5 mm), 1x blank shank BSC 1/8".

Special features:

- Slim and lightweight design as well as automatic speed limitation.
- Very high concentricity speed and very quiet.
- Start interlock without clamped tool.

Rotational speed range [RPM]	Power output [HP]	Max. voltage [volts]	Net weight [lb]	Item no.	Designation
60,000 – 30,000	0.2	58	0.694	83002010	RCK GS 2/600 SP 1/8"



Straight handpiece RCK GS 2/600 1/8"

The RCK handpiece in the **200 W performance class** has a brushless motor with a very stable speed and improved ergonomics.

Contents:

5.91' handpiece cable, 1/8" collet (collet group 19), 2 keys (1x DM SW 10/10 mm, 1x MIM DSTS SW 11x D 2.4 mm), 1x blank shank BSC 1/8".

Special features:

- Slim and lightweight design as well as automatic speed limitation.
- Very high concentricity speed and very quiet.

Rotational speed range [RPM]	Power output [HP]	Max. voltage [volts]	Net weight [lb]	Item no.	Designation
60,000 – 30,000	0.2	58	0.866	83002011	RCK GS 2/600 1/8"



Straight handpiece RCK GS 2/500 V-SP 1/8"

The RCK handpiece in the **200 W performance class** has a brushless motor with a very stable speed and improved ergonomics.


Contents:

5.91' handpiece cable, 1/8" collet (collet group 17), 2 keys (1x MIM ARS HA D 23.5 mm, 1x MIM SPS DK D 7), 1x blank shank BSC 1/8".

Special features:

- Slim and lightweight design as well as automatic speed limitation.
- Very high concentricity speed and very quiet.
- Start interlock without clamped tool.

Rotational speed range [RPM]	Power output [HP]	Max. voltage [volts]	Net weight [lb]	Item no.	Designation
50,000 – 25,000	0.2	58	0.717	83002012	RCK GS 2/500 V-SP 1/8"



Straight handpiece RCK GS 4/400 1/4"

The RCK handpiece in the **400 W performance class** has a brushless motor with a very stable speed and improved ergonomics.


Contents:

6.56' handpiece cable (RCK AK 2 m), 1/4" collet (collet group 21), 2 keys (2x EM SW 14)

Special features:

- Unique, sturdy design for particularly quiet working.
- Low-maintenance due to brushless motor.

Rotational speed range [RPM]	Power output [HP]	Max. voltage [volts]	Net weight [lb]	Item no.	Designation
40,000 – 20,000	0.51	58	1.951	83004004	RCK GS 4/400 1/4"



Straight handpiece RCK GS 4/100 1/4"

The RCK handpiece in the **400 W performance class** has a brushless motor with a very stable speed and improved ergonomics.


Contents:

6.56' handpiece cable (RCK AK 2 m), 1/4" collet (collet group 21), 2 keys (2x EM SW 14)

Special features:

- Unique, sturdy design for particularly quiet working.
- Low-maintenance due to brushless motor.

Rotational speed range [RPM]	Power output [HP]	Max. voltage [volts]	Net weight [lb]	Item no.	Designation
10,000 – 5,000	0.51	58	1.933	83004005	RCK GS 4/100 1/4"



Straight handpiece RCK GS 4/50 1/4"

The RCK handpiece in the **400 W performance class** has a brushless motor with a very stable speed and improved ergonomics.


Contents:

6.56' handpiece cable (RCK AK 2 m), 1/4" collet (collet group 21), 2 keys (2x EM SW 14)

Special features:

- Unique, sturdy design for particularly quiet working.
- Low-maintenance due to brushless motor.

Rotational speed range [RPM]	Power output [HP]	Max. voltage [volts]	Net weight [lb]	Item no.	Designation
5,000 – 2,500	0.51	58	1.930	83004006	RCK GS 4/50 1/4"



Angle handpiece RCK WS 1/300 90° 1/8"

The RCK handpiece in the **200 W performance class** has a brushless motor with a very stable speed and improved ergonomics.

Contents:

5.91' handpiece cable, 1/8" collet (collet group 18), 2 keys (1x MIM ARH, 1x DM SW 4/4 mm), 1x blank shank BSC 1/8".

Special features:

- Slim and lightweight design as well as automatic speed limitation.
- Very high concentricity speed and very quiet.

Rotational speed range [RPM]	Power output [HP]	Max. voltage [volts]	Net weight [lb]	Item no.	Designation
30,000 – 15,000	0.16	58	0.540	83002013	RCK WS 1/300 90° 1/8"





Angle handpiece RCK WS 1/300 45° 1/8"

The RCK handpiece in the **200 W performance class** has a brushless motor with a very stable speed and improved ergonomics.

Contents:

5.91' handpiece cable, 1/8" collet (collet group 18), 2 keys (1x MIM ARH, 1x DM SW 4/4 mm), 1x blank shank BSC 1/8".

Special features:

- Slim and lightweight design as well as automatic speed limitation.
- Very high concentricity speed and very quiet.

Rotational speed range [RPM]	Power output [HP]	Max. voltage [volts]	Net weight [lb]	Item no.	Designation
30,000 – 15,000	0.16	58	0.536	83002014	RCK WS 1/300 45° 1/8"



Angle handpiece RCK WS 4/200 90° 1/4"

The RCK handpiece in the **400 W performance class** has a brushless motor with a very stable speed and improved ergonomics.

Contents:

6.56' handpiece cable (RCK AK 2 m), 1/4" collet (collet group 6), 2 keys (1x EM SW 11 mm, 1x EM SW 14 mm).

Special features:

- High-performance angle handpiece with an innovative, robust design for particularly quiet working.
- The 90° angle head is ideal for working in hard-to-reach areas.
- Low-maintenance due to brushless motor.

Rotational speed range [RPM]	Power output [HP]	Max. voltage [volts]	Net weight [lb]	Item no.	Designation
30,000 – 15,000	0.51	58	2.580	83004013	RCK WS 4/200 90° 1/4"



Angle handpiece RCK WS 4/100 90° 1/4"

The RCK handpiece in the **400 W performance class** has a brushless motor with a very stable speed and improved ergonomics.

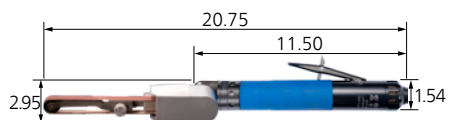
Contents:

6.56' handpiece cable (RCK AK 2 m), 1/4" collet (collet group 6), 2 keys (1x EM SW 11 mm, 1x EM SW 14 mm).

Special features:

- High-performance angle handpiece with an innovative, robust design for particularly quiet working.
- The 90° angle head is ideal for working in hard-to-reach areas.
- Low-maintenance due to brushless motor.

Rotational speed range [RPM]	Power output [HP]	Max. voltage [volts]	Net weight [lb]	Item no.	Designation
10,000 – 5,000	0.51	58	2.580	83004014	RCK WS 4/100 90° 1/4"



Belt grinder handpiece RCK B 4/200

The RCK belt sander handpiece in the **400 watt performance class** with a robust design for a **belt length of 520 mm (*610 mm) x belt width 3–20 mm**. Low maintenance thanks to brushless motor.

Contents:

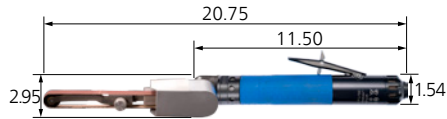
6.56' handpiece cable, 2 keys (1x SKS SW 3 mm, 1x SKS SW 4 mm), protective cover.

Special features:

- Suitable for belt grinder attachment arms from group 2.
- *The BSAD 41/36 x 610 belt grinding adapter achieves a belt length of 610 mm.

Belt speed [SFPM]	Power output [HP]	Suitable belt width [Inch]	Suitable belt length [Inch]	Net weight [lb]	Item no.	Designation
4.744 – 2.362	0.51	1/8-5/8	20-1/2	3.009	83004021	RCK B 4/200





Belt grinder handpiece RCK B 4/100

The RCK belt sander handpiece in the **400 watt performance class** with a robust design for a **belt length of 520 mm (*610 mm) x belt width 3–20 mm**. Low maintenance thanks to brushless motor.

Contents:

6.56' handpiece cable, 2 keys (1x SKS SW 3 mm, 1x SKS SW 4 mm), protective cover.

Special features:

- Suitable for belt grinder attachment arms from group 2.
- *The BSAD 41/36 x 610 belt grinding adapter achieves a belt length of 610 mm.

Belt speed [SFPM]	Power output [HP]	Suitable belt width [Inch]	Suitable belt length [Inch]	Net weight [lb]	Item no.	Designation
2.362 – 1.181	0.51	1/8-5/8	20-1/2	2.994	83004022	RCK B 4/100

Accessories for RCK system



High-performance rechargeable battery RCK BAT

High-performance rechargeable battery with 50.4 V nominal voltage.



Special features:

- Work safely with safety extra-low voltage.
- Overload protection.

Cell type	Nominal voltage [volts]	Nominal capacity [Ah]	Energy [Wh]	Net weight [lb]	Item no.	Designation
Lithium-ion	50.4	5.6	282.24	4.300	98990001	RCK BAT




Rapid charger RCK SL

Rapid charger with universal IEC power connector.

Contents:

2 m power cable and mains connector for the USA.

Input voltage [VAC]	Frequency [Hz]	Max. power consumption [watts]	Max. charging current [A]	Net weight [lb]	Item no.	Designation
100 – 240	50 – 60	300	4.6	2.690	98990016	RCK SL



Electronic power supply unit RCK NT US


Electronic power supply unit with universal IEC power connector and dust-protected housing.



Contents:

2 m power cable and mains connector for the USA.

Input voltage [V/V]	Nominal current [A/A]	Frequency [Hz]	Nominal voltage [volts]	Net weight [lb]	Item no.	Designation
120 / 240	9 / 6.5	50 – 60	57.5	12.368	98990026	RCK NT



Foot switch RCK FU-R

Vario foot switch which can be connected on the rear of the RCK control device and can be used to control the rotational speed of the RCK handpieces.


Net weight [lb]	Item no.	Designation
1.863	98990030	RCK FU-R



Foot switch RCK FU-E/A

On/off foot switch which can be connected on the rear of the RCK control device and can be used to switch the RCK handpieces on and off.


Net weight [lb]	Item no.	Designation
0.683	98990031	RCK FU-E/A



Connecting cable RCK AK 1,5/2/3/5

RCK connecting cable measuring 1.5, 3 and 5 meters for the use of RCK handpieces. Only suitable for **RCK handpieces > 300 watts**.

Length [ft]	Net weight	Item no.	Designation
4.92	0.432	98990040	RCK AK 1.5 m
6.56	0.542	98990041	RCK AK 2 m
9.84	0.763	98990042	RCK AK 3 m
16.4	1.204	98990043	RCK AK 5 m



MIM STG3S 3/800

Micro motor control device with high power stability for steplessly controlling the rotational speed of micro motor handpieces. The rotational speed control can be provided by hand or via foot switch.

Contents:

2 m power cable with mains connector for the USA, 2 handpiece supports.

Special features:

- Max. 80,000 RPM clockwise rotation, max. 30,000 RPM anti-clockwise rotation.

- 2 switchable connection sockets for micro motor handpieces.
- 4 free rotational speed storage spaces per connected handpiece.

For micro motor handpieces [RPM]	Power output [HP]	Voltage [volts] 50–60 Hz	Output voltage [volts]	Net weight [lb]	Item no.	EDP no.	Designation
80,000 – 1,000	0.47	115	50	6.570	*89960125	91531	MIM STG3S 3/800 115V

Micro motor handpieces



Micro motor handpiece MIM HAS 3/800 SP1/8"

Micro motor handpiece with high power stability, very high rotation accuracy and brushless motor.


Contents:

2 keys (1x MIM ARS HA D 23.5 mm, 1x MIM SPS DK D 7), 3 mm collet, 1.8 m handpiece cable, 1x BSC blank shank, 3 mm.

Special features:

- Automatic speed limitation.
- Start interlock without clamped tool.
- Extremely energy-efficient and quiet in comparison to air grinders.

Rotational speed range [RPM]	Power consumption [HP]	Power output [HP]	Nominal voltage [volts]	Net weight [lb]	Item no.	EDP no.	Designation
80,000 – 1,000	0.47	0.24	50	0.728	*89960134	91540	MIM HAS 3/800 SP1/8"



Micro motor handpiece MIM HAS 2/600 SP1/8"

Micro motor handpiece with high power stability, very high rotation accuracy and brushless motor.

Contents:

1.8 m handpiece cable, 3 mm collet (collet group 17), 1x blank shank BSC 3 mm, 3 keys (1x MIM SPS DK 7, 1x DM SW 10/10 mm, 1x BSC 2.35 mm)

Special features:

- Automatic speed limitation.
- Start interlock without clamped tool.
- Extremely energy-efficient and quiet in comparison to air grinders.

Rotational speed range [RPM]	Power consumption [HP]	Power output [HP]	Nominal voltage [volts]	Net weight [lb]	Item no.	EDP no.	Designation
60,000 – 1,000	0.35	0.2	36 / 50	0.570	*89960129	91535	MIM HAS 2/600 SP1/8"





Micro motor handpiece MIM HAS 3/600 SP1/8"

Micro motor handpiece with high power stability, very high rotation accuracy and brushless motor.

Contents:

2 keys (1x MIM ARS HA D 23.5 mm, 1x MIM SPS DK D 7), 3 mm collet, 1.8 m hand-piece cable, 1x BSC blank shank, 3 mm.

Special features:

- Automatic speed limitation.
- Start interlock without clamped tool.
- Extremely energy-efficient and quiet in comparison to air grinders.

Rotational speed range [RPM]	Power consumption [HP]	Power output [HP]	Nominal voltage [volts]	Net weight [lb]	Item no.	EDP no.	Designation
60,000 – 1,000	0.35	0.2	36 / 50	0.694	*89960130	91536	MIM HAS 3/600 SP1/8"



Micro motor handpiece MIM HAS 3/600 S1/8"

Micro motor handpiece with high power stability, very high rotation accuracy and brushless motor.

Contents:

2 keys (1x DM SW 10/10 mm, 1x MIM DSTS SW 11x D 2.4 mm), 3 mm collet, 1.8 m handpiece cable, 1x BSC blank shank, 3 mm.

Special features:

- Automatic speed limitation.
- Extremely energy-efficient and quiet in comparison to air grinders.

Rotational speed range [RPM]	Power consumption [HP]	Power output [HP]	Nominal voltage [volts]	Net weight [lb]	Item no.	EDP no.	Designation
60,000 – 1,000	0.35	0.2	36 / 50	0.866	*89960132	91538	MIM HAS 3/600 S1/8"



Micro motor handpiece MIM HAS 3/500 VS-SP1/8"

Micro motor handpiece with high power stability, very high rotation accuracy and brushless motor.

Contents:

2 keys (1x MIM ARS HA D 23.5 mm, 1x MIM SPS DK D 7), 3 mm collet, 1.8 m hand-piece cable, 1x BSC blank shank, 3 mm.

Special features:

- Automatic speed limitation.
- Start interlock without clamped tool.
- Extremely energy-efficient and quiet in comparison to air grinders.

Rotational speed range [RPM]	Power consumption [HP]	Power output [HP]	Nominal voltage [volts]	Net weight [lb]	Item no.	EDP no.	Designation
50,000 – 1,000	0.35	0.2	36 / 50	0.717	*89960131	91537	MIM HAS 3/500 VS-SP1/8"



Micro motor handpiece MIM WZS 3/300 90° S1/8"

Micro motor handpiece with high power stability, very high rotation accuracy and brushless motor.

Contents:

2 keys (1x MIM ARH, 1x DM SW 4/4 mm), 1/8" collet (collet group 18), 5.91' handpiece cable, 1x blind shaft (BSC 1/8")

Special features:

- Automatic speed limitation.
- Extremely energy-efficient and quiet in comparison to air grinders.

Rotational speed range [RPM]	Power consumption [HP]	Power output [HP]	Nominal voltage [volts]	Net weight [lb]	Item no.	EDP no.	Designation
30,000 – 1,000	0.35	0.16	36 / 50	0.525	*89960135	91541	MIM WZS 3/300 90° S1/8"





Micro motor handpiece MIM WZS 3/300 45° S1/8"

Micro motor handpiece with high power stability, very high rotation accuracy and brushless motor.

Contents:


2 keys (1x MIM ARH, 1x DM SW 4/4 mm), 1/8" collet (collet group 18), 5.91' handpiece cable, 1x blind shaft (BSC 1/8")

Special features:

- Automatic speed limitation.
- Extremely energy-efficient and quiet in comparison to air grinders.

Rotational speed range [RPM]	Power consumption [HP]	Power output [HP]	Nominal voltage [volts]	Net weight [lb]	Item no.	EDP no.	Designation
30,000 – 1,000	0.35	0.16	36 / 50	0.408	*89960136	91542	MIM WZS 3/300 45° S1/8"

Accessories for micro motor systems



Accessories for micro motor systems

PFERD TOOLS offers a Vario micro motor foot switch for stepless rotational speed control, a micro motor foot switch for switching on and off, and a 9.8' micro motor extension cable for handpieces as accessories for micro motor systems.



Image	Net weight [lb]	Item no.	EDP no.	Designation
Vario foot switch MIM FU-R				
①	1.863	*89960126	91532	MIM FU-R
On/off foot switch MIM FU-E/A				
②	0.683	*89960127	91533	MIM FU-E/A
Extension cable MIM VLK HAS/WZS 9.8'				
③	0.335	*89960151	91557	MIM VLK HAS/WZS 9.8'



Drive systems with DIN 10/DIN 15

General information



How to find the matching flexible shaft to your drive

Here you will find a selection of flexible shafts for the individual drives in line with the explanation below. Flexible shafts and handpieces/attachments must always be selected according to the required rotational speed and power output. Maximum cost-effectiveness is achieved through the combination of a high-performance tool and an optimal drive.

① **Drive**

Alternative drives with DIN 10 connection (Exceptions DIN 15).

② **Flexible shaft (BW)**

Possible flexible shafts.

③ **Rotational speed [RPM]**

Rotational speed range of the drive system.

④ **Rotational speed range** for flexible shafts and handpieces


⑤ **Connection**

Drive-side connection DIN 10 / DIN 15 and handpiece-side connections (G16 to G28 and DPF, SRF).

⑥ **Suitable flexible shaft**

- ideally suitable
- suitable
- unsuitable



① Drive motor ▶		MEW 18/240 ME 22/240 	
③ Rotational speed range [RPM]: ▶		24,000–100	
② Flexible shafts ▼	④ Drive [RPM] ▼		
BW 4 DIN 10/G16 ⑤	40,000–18,000	⑥ ○	
BW 6 DIN 10/G16	25,000–11,000	●	
BW 7 DIN 10/G22	25,000–11,000	●	
BW 7 PST-T DIN 10	4,250–1,500	○	
BW 10 SE 11 DIN 10/G28	18,000–750	●	

All data is also valid for flexible shaft versions without handpieces and 2-meter versions.

Drive systems with DIN 10/DIN 15

Flexible shaft drives for Mammoth Electronic and accessories



MEW 18/240

Electronic flexible shaft drive with DIN 10 flexible shaft connection, generates very little noise and has 1-phase alternating current and high torque, even at low rotational speeds. Achieves a maximum rotational speed of 24,000 RPM.

Contents:

13.12' power cable with plug, 2 Allen keys.

Special features:

- Most powerful and stable torque with step-less rotational speed control.
- Removable operating console with possibility of extension, e.g. hanging design for work in boilers.
- With smooth start-up to protect people, tools and the drive as well as overload protection.

Rotational speed range [RPM]	Power consumption [HP]	Power output [HP]	Voltage [volts] 50–60 Hz	Net weight [lb]	Item no.	EDP no.	Designation
24,000 – 100	2.68	2.68	200 – 240	54.013	89970014	92013	MEW 18/240 240V



ME 22/240

Electronic flexible shaft drive with DIN 10 flexible shaft connection, generates very little noise and has 3-phase alternating current and high torque, even at low rotational speeds. Achieves a maximum rotational speed of 24,000 RPM.

Contents:

13.12' power cable without plug, 2 keys (STS D 4 mm).

Special features:

- Most powerful and stable torque with step-less rotational speed control.
- Removable operating console with possibility of extension, e.g. hanging design for work in boilers.
- With smooth start-up to protect people, tools and the drive as well as overload protection.

Rotational speed range [RPM]	Power consumption [HP]	Power output [HP]	Voltage [volts] 50–60 Hz	Net weight [lb]	Item no.	EDP no.	Designation
24,000 – 100	3.62	3.62	380 – 480	54.013	85202041	92014	ME 22/240 400 V



Remote control cable FSTK for Mammoth Electronic

For extending the operating console.

Net weight [lb]	Item no.	EDP no.	Designation
1.400	85202165	92046	FSTK 22

Drive systems with DIN 10/DIN 15

Flexible shaft drives for Mammoth Electronic and accessories



Foot switch FSE 22 for Mammoth Electronic

For switching the drive on and off via the remote control interface.

Net weight [lb]	Item no.	EDP no.	Designation
2.205	85202105	92045	FSE 22 2-POLIG

Flexible shaft drives for Maxi-Mammoth Electronic and accessories

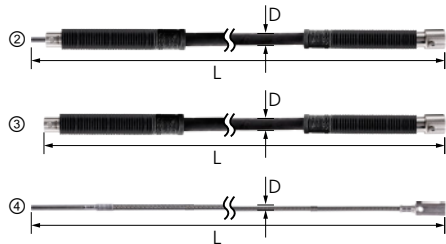


Foot switch FSE 22 for Maxi-Mammoth Electronic

For switching the drive on and off via the remote control interface.

Net weight [lb]	Item no.	EDP no.	Designation
2.205	85202105	92045	FSE 22 2-POLIG

Flexible shaft 4 and handpieces



Flexible shaft 4

With low power output requirements, it is possible to fall below the rotational speed range. **The radius of curvature must not be less than 3.94".** After approximately 100 operating hours, the core of the flexible shaft must be re-lubricated.

Special features:

- Special lengths available on request.
- Cores and hoses with double-sided sliding coupling on request.

Image	Rotational speed range [RPM]	Drive-side coupling DIN / dia. [inch]	Handpiece- side coupling G / dia. [inch]	Dimen- sions D x L [Inch]	Net weight [lb]	Item no.	EDP no.	Designation
-------	------------------------------------	---	--	---------------------------------	-----------------------	----------	---------	-------------

Flexible shaft without handpiece

②	40,000 – 18,000	10 / 1.18	16 / 0.63	1/2 x 52	0.990	86200505	94052	BW 4 DIN10/G16 oHA
---	-----------------	-----------	-----------	----------	-------	----------	-------	--------------------

Replacement casing

③	-	10 / 1.18	16 / 0.63	1/2 x 51	0.730	86200605	94553	SCH 4 DIN10/G16
---	---	-----------	-----------	----------	-------	----------	-------	-----------------

Replacement core

④	40,000 – 18,000	10 / M10	16 / 0.14/0.1	3/16 x 52	0.265	86200305	94854	SE 4 DIN10/G16
---	-----------------	----------	---------------	-----------	-------	----------	-------	----------------



Drive systems with DIN 10/DIN 15

Flexible shaft 4 and handpieces



Handpiece HA 4 G16

Much more ergonomic straight handpiece. Can be connected to all flexible shafts with G16 sliding coupling.

Contents:

1 collet 1/4", 2 keys (1x EM SW 11 mm, 1x EM SW 12 mm).

Max. rotational speed [RPM]	Handpiece-side coupling G / dia. [inch]	Dimensions dia. x length [Inch]	Net weight [lb]	Item no.	EDP no.	Designation
40,000	16 / 0.63	0.94 x 4.72	0.400	89911105	94302	HA 4 G16



Angle handpiece WHA 4 90° G16


Much more ergonomic straight handpiece. Can be connected to all flexible shafts with G16 sliding coupling.

Contents:

1 collet 1/4", 2 keys (1x EM SW 11 mm, 1x EM SW 14 mm).

Max. rotational speed [RPM]	Handpiece-side coupling G / dia. [inch]	Dimensions dia. x length [Inch]	Transmission ratio	Net weight [lb]	Item no.	EDP no.	Designation
20,000	16 / 0.63	2.76 x 4.72	1,8:1	0.670	89911121	94361	WHA 4 90° G16

Flexible shaft 6 and handpieces



Flexible shaft 6

With low power output requirements, it is possible to fall below the rotational speed range. **The radius of curvature must not be less than 5.51".** After approximately 100 operating hours, the core of the flexible shaft must be re-lubricated.

Special features:

- Special lengths available on request.

Image	Rotational speed range [RPM]	Drive-side coupling DIN / dia. [inch]	Handpiece-side coupling G / dia. [inch]	Dimensions D x L [Inch]	Net weight [lb]	Item no.	EDP no.	Designation
-------	------------------------------	---------------------------------------	---	-------------------------	-----------------	----------	---------	-------------

Flexible shaft without handpiece

②	25,000 – 11,000	10 / 1.18	16 / 0.63	5/8 x 62	2.430	86210060	94042	BW 6 DIN10/G16 oHA
---	-----------------	-----------	-----------	----------	-------	----------	-------	--------------------

Replacement casing

③	-	10 / 1.18	16 / 0.63	5/8 x 61	1.630	86210080	94505	SCH 6 DIN10/G16
---	---	-----------	-----------	----------	-------	----------	-------	-----------------

Replacement core

④	25,000 – 11,000	10 / M10	16 / 0.14/0.1	1/4 x 62	0.600	86210070	94805	SE 6 DIN10/G16
---	-----------------	----------	---------------	----------	-------	----------	-------	----------------



Drive systems with DIN 10/DIN 15

Flexible shaft 6 and handpieces




Handpiece HA 4 G16

Much more ergonomic straight handpiece. Can be connected to all flexible shafts with G16 sliding coupling.

Contents:

1 collet 1/4", 2 keys (1x EM SW 11 mm, 1x EM SW 12 mm).

Max. rotational speed [RPM]	Handpiece-side coupling G / dia. [inch]	Dimensions dia. x length [Inch]	Net weight [lb]	Item no.	EDP no.	Designation
40,000	16 / 0.63	0.94 x 4.72	0.400	89911105	94302	HA 4 G16



Angle handpiece WHA 4 90° G16


Much more ergonomic straight handpiece. Can be connected to all flexible shafts with G16 sliding coupling.

Contents:

1 collet 1/4", 2 keys (1x EM SW 11 mm, 1x EM SW 14 mm).

Max. rotational speed [RPM]	Handpiece-side coupling G / dia. [inch]	Dimensions dia. x length [Inch]	Transmission ratio	Net weight [lb]	Item no.	EDP no.	Designation
20,000	16 / 0.63	2.76 x 4.72	1,8:1	0.670	89911121	94361	WHA 4 90° G16

Flexible shaft 7 and handpieces



Flexible shaft 7

With low power output requirements, it is possible to fall below the rotational speed range. **The radius of curvature must not be less than 5.57".** After approximately 100 operating hours, the core of the flexible shaft must be re-lubricated.

Special features:

- Special lengths available on request.

- Cores and hoses with double-sided sliding coupling on request.

Image	Rotational speed range [RPM]	Drive-side coupling DIN / dia. [inch]	Handpiece-side coupling G / dia. [inch]	Dimensions D x L [Inch]	Net weight [lb]	Item no.	EDP no.	Designation
-------	------------------------------	---------------------------------------	---	-------------------------	-----------------	----------	---------	-------------

Flexible shaft without handpiece

②	25,000 – 11,000	10 / 1.18	22 / 0.87	3/4 x 82	3.750	86200529	94027	BW 7 DIN10/G22 2M oHA
---	-----------------	-----------	-----------	----------	-------	----------	-------	-----------------------

Replacement casing

③	-	10 / 1.18	22 / 0.87	3/4 x 81	2.430	86200629	94528	SCH 7 DIN10/G22 2M
---	---	-----------	-----------	----------	-------	----------	-------	--------------------


Replacement core

③	25,000 – 11,000	10 / M10	22 / 0.2/0.15	1/4 x 82	1.320	86200329	94829	SE 7 DIN10/G22 2M
---	-----------------	----------	---------------	----------	-------	----------	-------	-------------------



Drive systems with DIN 10/DIN 15

Flexible shaft 7 and handpieces




Handpiece HA 7 G22

Much more ergonomic straight handpiece. Can be connected to all flexible shafts with G22 sliding coupling.

Contents:

1 collet 1/4", 2 keys (1x EM SW 11 mm, 1x EM SW 14 mm).

Max. rotational speed [RPM]	Handpiece-side coupling G / dia. [inch]	Dimensions dia. x length [Inch]	Net weight [lb]	Item no.	EDP no.	Designation
25,000	22 / 0.87	1.18 x 5.12	0.630	89911106	94120	HA 7 G22



Angle handpiece WHA 7 90° G22

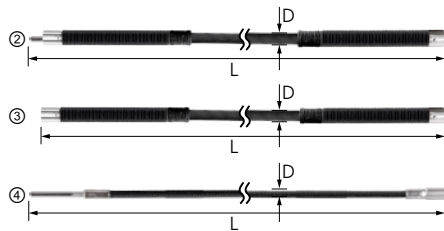
Much more ergonomic straight handpiece. Can be connected to all flexible shafts with G22 sliding coupling.

Contents:

1 collet 1/4", 2 keys (1x EM SW 11 mm, 1x EM SW 14 mm).

Max. rotational speed [RPM]	Handpiece-side coupling G / dia. [inch]	Dimensions dia. x length [Inch]	Transmission ratio	Net weight [lb]	Item no.	EDP no.	Designation
17,100	22 / 0.87	2.64 x 6.5	1:1	1.430	89911122	94362	WHA 7 90° G22

Flexible shaft 10 and handpieces



Flexible shaft 10 SE 11

The rotational speed should not fall below or exceed the specified range. **The radius of curvature must not be less than 6.69".** After approximately 100 operating hours, the core of the flexible shaft must be re-lubricated.

Special features:

■ Special lengths available on request.

■ Cores and hoses with double-sided sliding coupling on request.

Image	Rotational speed range [RPM]	Drive-side coupling DIN / dia. [inch]	Handpiece-side coupling G / dia. [inch]	Dimensions D x L [Inch]	Net weight [lb]	Item no.	EDP no.	Designation
-------	------------------------------	---------------------------------------	---	-------------------------	-----------------	----------	---------	-------------

Flexible shaft without handpiece

②	18,000 – 750	10 / 1.18	28 / 1.1	7/8 x 82	5.910	86200517	94032	BW 10 SE 11 DIN10/G28 2M oHA
---	--------------	-----------	----------	----------	-------	----------	-------	------------------------------

Replacement casing

③	-	10 / 1.18	28 / 1.1	7/8 x 81	3.480	86200631	94533	SCH 10 DIN10/G28 2M
---	---	-----------	----------	----------	-------	----------	-------	---------------------


Replacement core

③	18,000 – 750	10 / M10	28 / 0.3/0.23	7/16 x 82	2.430	87100133	94834	SE 11 DIN10/G28 2M
---	--------------	----------	---------------	-----------	-------	----------	-------	--------------------



Drive systems with DIN 10/DIN 15

Flexible shaft 10 and handpieces



Handpiece HA 10 G28

Much more ergonomic straight handpiece. Can be connected to all flexible shafts with G28 sliding coupling.

Contents:

1 collet 1/4", 2 keys (1x EM SW 11 mm, 1x EM SW 15 mm).

Max. rotational speed [RPM]	Handpiece-side coupling G / dia. [inch]	Dimensions dia. x length [Inch]	Net weight [lb]	Item no.	EDP no.	Designation
18,000	28 / 1.1	1.38 x 6.3	0.950	89911108	94316	HA 10 G28




Handpiece HA 12 G28

Much more ergonomic straight handpiece. Can be connected to all flexible shafts with G28 sliding coupling. Available with clamping nut for maximum clamping force and collets up to 12mm.

Contents:

1 collet 1/4", 2 keys (2x DM SW 20/22 mm).

Max. rotational speed [RPM]	Handpiece-side coupling G / dia. [inch]	Dimensions dia. x length [Inch]	Net weight [lb]	Item no.	EDP no.	Designation
18,000	28 / 1.1	1.38 x 6.69	1.202	89911109	94317	HA 12 G28



Angle handpiece WHA 10 90° G28

Much more ergonomic handpiece.

Contents:


1 collet 6 mm (collet group 6), 2 keys (1x EM SW 11 mm, 1x EM SW 14 mm).

Special features:

- Can be connected to all flexible shafts with G28 sliding coupling.

Max. rotational speed [RPM]	Handpiece-side coupling G / dia. [inch]	Dimensions dia. x length [Inch]	Transmission ratio	Net weight [lb]	Item no.	EDP no.	Designation
17,100	28 / 1.1	2.64 x 6.5	1:1	1.410	89911123	94363	WHA 10 90° G28

Remote switch for flexible shafts and accessories



Remote switch for flexible shafts

Convenient operation from the workstation. Alternative to the foot switch. After approximately 100 operating hours, the core of the flexible shaft must be re-lubricated.

Special features:

- Switch on and off directly on the handpiece.
- Quick handpiece changing possible.
- Enhanced safety due to fast switch-off.

Image	Rotational speed range [RPM]	Drive-side coupling DIN / dia. [inch]	Handpiece-side coupling G / dia. [inch]	Dimensions dia. x length [Inch]	Net weight [lb]	Item no.	EDP no.	Designation
-------	------------------------------	---------------------------------------	---	---------------------------------	-----------------	----------	---------	-------------

Flexible shaft 7

③	25,000 – 11,000	10 / M10	22 / 0.2/0.15	1/4 x 82	1.320	86200329	94829	SE 7 DIN10/G22 2M
---	-----------------	----------	---------------	----------	-------	----------	-------	-------------------

Flexible shaft 10


③	18,000 – 750	10 / M10	28 / 0.3/0.23	7/16 x 82	2.430	87100133	94834	SE 11 DIN10/G28 2M
---	--------------	----------	---------------	-----------	-------	----------	-------	--------------------



Drive systems with DIN 10/DIN 15

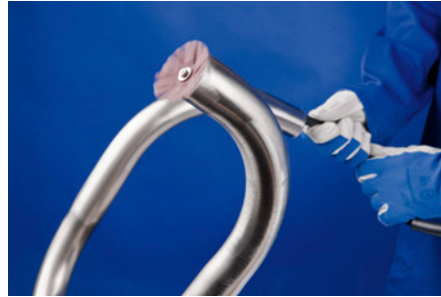
Special flexible shafts for inner grinding of pipes and accessories

**PFERD
TOOLS**



Flexible shaft 4 PST-T | Flexible shaft 7 PST-T


The POLISTAR-TUBE grinding tools are attached directly to the core of the special flexible shaft. **After approximately 100 operating hours, the core of the flexible shaft must be re-lubricated.**



Special features:

- Removable operating console with possibility of extension, e.g. hanging design for work in boilers.
- Both pipe bend ends can be deburred from the entry side.
- The special flexible shafts do not have a handpiece for tool mounting and are particularly flexible in the front section.

Image	Rotational speed range [RPM]	Drive-side coupling DIN / dia. [inch]	Dimensions dia. x length [Inch]	Fastening thread	Tool mounting [Inch]	Net weight [lb]	Item no.	EDP no.	Designation
Flexible shaft									
①	4,250 – 1,500	10 / 1.18	0.71 x 80	M5	0,2	2.910	87101804	94055	BW 7 PST-T DIN 10/M5 2 m
Pre-assembled replacement casing									
②	-	10 / 1.18	0.71 x 80	-	-	1.920	87101806	94857	SCH 7 PST-T DIN 10/M5 2 m
Pre-assembled replacement core									
③	4,250 – 1,500	10 / M10	0.28 x 79.9	M5	0,2	0.990	87101805	94556	SE 7 PST-T DIN 10/M5 2 m



Accessories for flexible shafts BW 7 PST-T

PFERD TOOLS offers thread adapters, flange screws and keys.

Image	Tool mounting [Inch]	Net weight [lb]	Item no.	EDP no.	Designation
Suitable for BW 7 PST-T					
①	8-32 UNC	0.006	87101501	95811	AD M5/8-32 UNC
②	0.2	0.006	87200222	97558	FLS M5
③	-	0.030	93785706	93328	EM SW 8 mm





Handpiece HA 4 G16

Much more ergonomic straight handpiece. Can be connected to all flexible shafts with G16 sliding coupling.

Contents:

1 collet 1/4", 2 keys (1x EM SW 11 mm, 1x EM SW 12 mm).

Max. rotational speed [RPM]	Handpiece-side coupling G / dia. [inch]	Dimensions dia. x length [Inch]	Net weight [lb]	Item no.	EDP no.	Designation
40,000	16 / 0.63	0.94 x 4.72	0.400	89911105	94302	HA 4 G16




Handpiece HA 7 G22

Much more ergonomic straight handpiece. Can be connected to all flexible shafts with G22 sliding coupling.

Contents:

1 collet 1/4", 2 keys (1x EM SW 11 mm, 1x EM SW 14 mm).

Max. rotational speed [RPM]	Handpiece-side coupling G / dia. [inch]	Dimensions dia. x length [Inch]	Net weight [lb]	Item no.	EDP no.	Designation
25,000	22 / 0.87	1.18 x 5.12	0.630	89911106	94120	HA 7 G22



Handpiece HA 10 G28

Much more ergonomic straight handpiece. Can be connected to all flexible shafts with G28 sliding coupling.

Contents:

1 collet 1/4", 2 keys (1x EM SW 11 mm, 1x EM SW 15 mm).

Max. rotational speed [RPM]	Handpiece-side coupling G / dia. [inch]	Dimensions dia. x length [Inch]	Net weight [lb]	Item no.	EDP no.	Designation
18,000	28 / 1.1	1.38 x 6.3	0.950	89911108	94316	HA 10 G28



Handpiece HA 12 G28

Much more ergonomic straight handpiece. Can be connected to all flexible shafts with G28 sliding coupling. Available with clamping nut for maximum clamping force and collets up to 12mm.


Contents:

1 collet 1/4", 2 keys (2x DM SW 20/22 mm).

Max. rotational speed [RPM]	Handpiece-side coupling G / dia. [inch]	Dimensions dia. x length [Inch]	Net weight [lb]	Item no.	EDP no.	Designation
18,000	28 / 1.1	1.38 x 6.69	1.202	89911109	94317	HA 12 G28

Drive systems with DIN 10/DIN 15

Handpieces and accessories




Angle handpiece WHA 4 90° G16

Much more ergonomic straight handpiece. Can be connected to all flexible shafts with G16 sliding coupling.

Contents:

1 collet 1/4", 2 keys (1x EM SW 11 mm, 1x EM SW 14 mm).

Max. rotational speed [RPM]	Handpiece-side coupling G / dia. [inch]	Dimensions dia. x length [Inch]	Transmission ratio	Net weight [lb]	Item no.	EDP no.	Designation
20,000	16 / 0.63	2.76 x 4.72	1,8:1	0.670	89911121	94361	WHA 4 90° G16




Angle handpiece WHA 7 90° G22

Much more ergonomic handpiece. Can be connected to all flexible shafts with G22 sliding coupling.

Contents:

1 collet 1/4", 2 keys (1x EM SW 11 mm, 1x EM SW 14 mm).

Max. rotational speed [RPM]	Handpiece-side coupling G / dia. [inch]	Dimensions dia. x length [Inch]	Transmission ratio	Net weight [lb]	Item no.	EDP no.	Designation
17,100	22 / 0.87	2.64 x 6.5	1:1	1.430	89911122	94362	WHA 7 90° G22



Angle handpiece WHA 10 90° G28

Much more ergonomic handpiece.

Contents:


1 collet 1/4", 2 keys (1x EM SW 11 mm, 1x EM SW 14 mm).

Special features:

- Can be connected to all flexible shafts with G28 sliding coupling.

Max. rotational speed [RPM]	Handpiece-side coupling G / dia. [inch]	Dimensions dia. x length [Inch]	Transmission ratio	Net weight [lb]	Item no.	EDP no.	Designation
17,100	28 / 1.1	2.64 x 6.5	1:1	1.410	89911123	94363	WHA 10 90° G28

Flexible shaft adapter




Flexible shaft adapter

The flexible shaft adapter conveniently connects rigid extensions and flexible shafts.

Image	Length L [Inch]	Diameter D [Inch]	Net weight [lb]	Item no.	EDP no.	Designation
①	4.96	1.34	0.630	86300307	95893	BWA G22/DIN 10
②	6.02	1.34	1.240	86300308	95894	BWA G28/DIN 10

Drive systems with DIN 10/DIN 15

Extensions



Extensions for drive spindles, imperial version

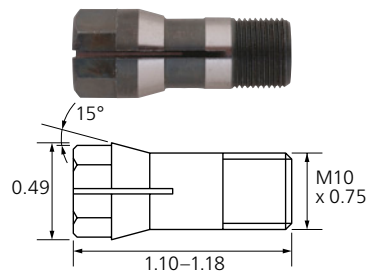
Allow access to difficult-to-reach areas and are clamped into the collet of the machine (air or electric grinder) or into the flexible shaft handpiece.

Special features:

- Cost-effective alternative to custom order burs and mounted points.

Image	Max. rotational speed [RPM]	Shank mounting dia. S [Inch]	Tool mounting [Inch]	Total length L ₁ [Inch]	Mounting pin length L ₂ [Inch]	Max. spindle dia. D [Inch]	Collet group	Net weight [lb]	Item no.	EDP no.	Designation
①	44,000	1/4	1/8	2.99	1.18	0.37	14	0.062	89912000	95820	SPV 50-1/8 S1/4
②	20,000	SPG6	1/4	4.09	Special	0.47	10	0.161	89912001	95821	SPV 75-1/4 SPG6
		3/8	1/4	4.72	1.18	0.47	10	0.168	89912002	95822	SPV 75-1/4 S3/8
③	20,000	SPG6	1/4	5.08	Special	0.47	10	0.212	89912003	95823	SPV 100-1/4 SPG6
④	20,000	3/8	1/4	5.67	1.18	0.47	10	0.220	89912004	95824	SPV 100-1/4 S3/8
⑤	10,000	1/4	1/8	5.91	1.18	0.45	-	0.121	89912005	95825	SPV 150-1/8 S1/4
⑥	10,000	3/8	1/4	5.91	1.18	0.53	-	0.181	89912006	95826	SPV 150-1/4 S3/8

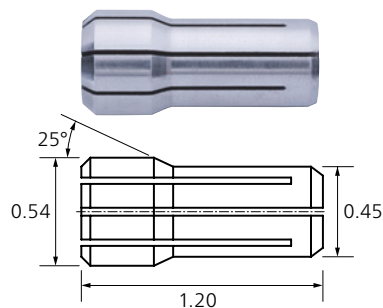




Collet group 6

Screw-in collet with small diameter for use in narrow working areas.

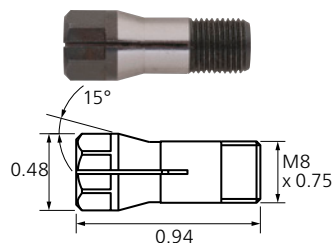
Diameter [mm]	Diameter [Inch]	Net weight [lb]	Item no.	EDP no.	Designation
3	-	0.029	95032503	93057	SPZ 95032503 (3 mm)
6	-	0.027	95032501	93062	SPZ 95032501 (6 mm)
8	-	0.015	95032517	93064	SPZ 95032517 (8 mm)
-	3/32	0.015	95032516	93067	SPZ 95032516 (3/32")
-	1/8	0.029	95032504	93072	SPZ 95032504 (1/8")
-	1/4	0.027	95032502	93074	SPZ 95032502 (1/4")



Collet group 7

Plug-in collet with increased clamping force for reliable use with a union nut.

Diameter [mm]	Diameter [Inch]	Net weight [lb]	Item no.	EDP no.	Designation
3	1/8	0.033	90000145	93081	SPZ 90000145 (3 mm, 1/8")
6	-	0.033	90000123	93082	SPZ 90000123 (6 mm)
8	-	0.033	90000143	93083	SPZ 90000143 (8 mm)
-	1/4	0.033	90000144	93084	SPZ 90000144 (1/4")
-	3/8	0.033	90000100	93085	SPZ 90000100 (3/8")




Collet group 10

Screw-in collet with small diameter for use in narrow working areas.

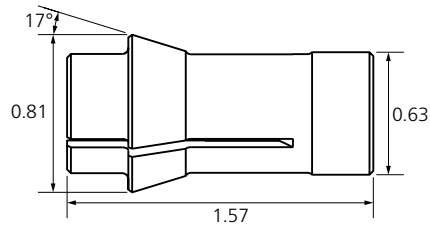
Diameter [mm]	Diameter [Inch]	Net weight [lb]	Item no.	EDP no.	Designation
3	-	0.013	95766301	93134	SPZ 95766301 (3 mm)
6	-	0.013	95766303	93140	SPZ 95766303 (6 mm)
-	1/8	0.013	95766302	93146	SPZ 95766302 (1/8")
-	1/4	0.013	95766351	93148	SPZ 95766351 (1/4")





Collet group 12

Plug-in collet with increased clamping force for reliable use with a union nut.

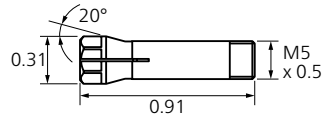


Diameter [mm]	Diameter [Inch]	Net weight [lb]	Item no.	EDP no.	Designation
6	-	0.077	91490204	93196	SPZ 91490204 (6 mm)
8	-	0.061	91490206	93199	SPZ 91490206 (8 mm)
10	-	0.055	91490208	93201	SPZ 91490208 (10 mm)
12	-	0.053	91490209	93203	SPZ 91490209 (12 mm)
-	1/4	0.081	91490210	93211	SPZ 91490210 (1/4")
-	3/8	0.066	91490211	93215	SPZ 91490211 (3/8")



Collet group 14

Screw-in collet with small diameter for use in narrow working areas.

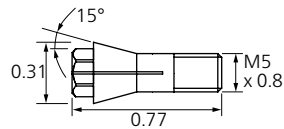


Diameter [mm]	Diameter [Inch]	Net weight [lb]	Item no.	EDP no.	Designation
2.34	3/32	0.066	90110423	93225	SPZ 90110423 (2.34 mm, 3/32")
3	-	0.066	90110430	93226	SPZ 90110430 (3 mm)
-	1/8	0.066	90110418	93227	SPZ 90110418 (1/8")



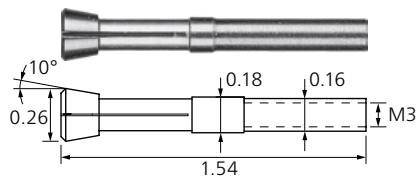
Collet group 15

Screw-in collet with small diameter for use in narrow working areas.



Diameter [mm]	Diameter [Inch]	Net weight [lb]	Item no.	EDP no.	Designation
3	-	0.039	98980000	93238	SPZ 98980000 (3 mm)
-	3/32	0.004	98980002	93240	SPZ 98980002 (3/32")
-	1/8	0.004	98980001	93239	SPZ 98980001 (1/8")

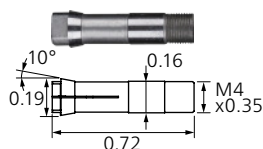




Collet group 17

Screw-in collet with small diameter for use in narrow working areas.

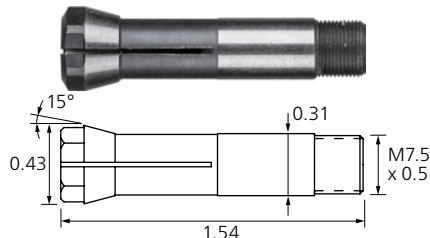
Diameter [mm]	Diameter [Inch]	Net weight [lb]	Item no.	EDP no.	Designation
2.35	-	0.004	90014051	93256	SPZ 90014051 (2,35 mm)
3	-	0.004	90014050	93255	SPZ 90014050 (3 mm)
-	1/8	0.004	90014052	93257	SPZ 90014052 (1/8")



Collet group 18

Screw-in collet with small diameter for use in narrow working areas.

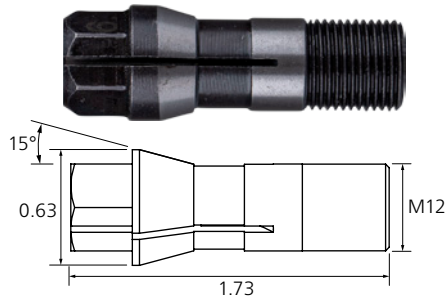
Diameter [mm]	Diameter [Inch]	Net weight [lb]	Item no.	EDP no.	Designation
1.6	-	0.004	90014063		SPZ 90014063 (1,6 mm)
2.35	-	0.002	90014061	93266	SPZ 90014061 (2,35 mm)
3	-	0.002	90014060	93265	SPZ 90014060 (3 mm)
-	1/8	0.002	90014062	93267	SPZ 90014062 (1/8")



Collet group 19

Screw-in collet with small diameter for use in narrow working areas.

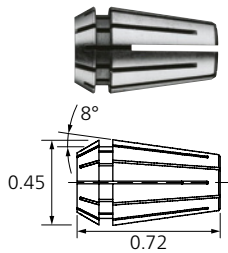
Diameter [mm]	Diameter [Inch]	Net weight [lb]	Item no.	EDP no.	Designation
2.35	-	0.024	90014073	93278	SPZ 90014073 (2,35 mm)
3	-	0.024	90014071	93276	SPZ 90014071 (3 mm)
6	-	0.015	90014070	93275	SPZ 90014070 (6 mm)
-	1/8	0.024	90014072	93277	SPZ 90014072 (1/8")



Collet group 20

Screw-in collet with small diameter for use in narrow working areas.

Diameter [mm]	Diameter [Inch]	Net weight [lb]	Item no.	EDP no.	Designation
3	-	0.017	98980262	93280	SPZ 98980262 (3 mm)
6	-	0.039	98980261	93283	SPZ 98980261 (6 mm)
8	-	0.046	98980263	93392	SPZ 98980263 (8 mm)
10	-	0.061	98980264	93281	SPZ 98980264 (10 mm)
-	1/4	0.039	98980265	93282	SPZ 98980265 (1/4")




Collet group 21

Plug-in collet with increased clamping force for reliable use with a union nut.

Diameter [mm]	Diameter [Inch]	Net weight [lb]	Item no.	Designation
3	-	0.022	98980311	SPZ 98980311 (3 mm)
6	-	0.022	98980310	SPZ 98980310 (6 mm)
-	1/8	0.022	98980398	SPZ 98980398 (1/8")
-	1/4	0.022	98980399	SPZ 98980399 (1/4")

Key



Hexagon L-wrench

Hexagon L-wrench with various widths across flats. Suitable for versatile use.

Width across flats SW	Net weight [lb]	Item no.	EDP no.	Designation
1.5 mm	0.002	90014005	93387	SKS SW 1,5 mm

Accessories for power tools

Key

**PFERD
TOOLS**



Single-head spanner

Single-head spanner with different widths across flats on one end.

Width across flats SW	Net weight [lb]	Item no.	EDP no.	Designation
8 mm	0.030	93785706	93328	EM SW 8 mm
11 mm	0.055	93785701	93335	EM SW 11MM
12 mm	0.059	98980322	93338	EM SW 12MM
14 mm	0.084	93785703	93340	EM SW 14MM
15 mm	0.106	98980561	93348	EM SW 15 mm
17 mm	0.140	92785611	93350	EM SW 17MM
9/16"	0.022	90000121	93383	EM SW 9/16"
3/4"	0.033	90000122	93384	EM SW 3/4"



Double open-ended spanner

Double open-ended spanner with widths across flats at both ends.

Width across flats SW 1 / SW 2	Net weight [lb]	Item no.	EDP no.	Designation
4/4 mm	0.011	90014010	93390	DM SW 4/4 mm
6/8 mm	0.055	98980010	93325	DM SW 6/8MM
10/10 mm	0.004	90014004	93386	DM SW 10/10 mm



Allen wrench

Allen key in various diameters for DIN 10/DIN 15 drive systems.

Diameter D [Inch]	Net weight [lb]	Item no.	EDP no.	Designation
0.09	0.001	90014015		STS D2,35mm
0.157	0.033	92792302	93312	STS D 4 mm



Collet key

Key for force-controlled securing and changing of collets in group 18.

Net weight [lb]	Item no.	Designation
0.030	90014014	SPS VK 4 mm



Lock sleeve


Lock sleeve for tool changes on micro motor and RCK angle handpieces with a slim and light design.

Diameter D [Inch]	Net weight [lb]	Item no.	EDP no.	Designation
0.53	0.071	90014003	93385	MIM ARH



Accessories for power tools

Key



Lock spanner

Lock spanner for reliable collet changes for micro motor and RCK handpieces with a slim and light design.

Diameter D [Inch]	Net weight [lb]	Item no.	EDP no.	Designation
0.26	0.088	90014009	93389	MIM ARS HA D23,5



Collet key

Collet key for reliable collet changes for micro motor and RCK handpieces with a slim and light design.

Diameter D [Inch]	Net weight [lb]	Item no.	EDP no.	Designation
0.28	0.049	90014008	93388	MIM SPS DK D7



Double pin spanner

Double pin spanner for reliable collet changes for micro motor and RCK handpieces with a slim and light design.

Width across flats SW	Diameter D [Inch]	Net weight [lb]	Item no.	EDP no.	Designation
0.49"	0.09	0.008	90014011	93391	MIM DSTS SW 11xD2,4 mm

Maintenance accessories



Maintenance set P-Set BW 4/6

Set for maintaining flexible shafts.



Contents:

1 hose brush BW 4/6 for removing the old grease from the flexible casing, 1x flexible shaft grease FT 4, 2 non-linting cleaning cloths (400 x 330 mm).

Contents	Use for	Net weight [lb]	Item no.	EDP no.	Designation
2 cloths, flexible shaft grease FT 4, hose brush BW 4/6	BW 4, BW 6	1.698	89913005	96111	P-Set BW 4/6





Maintenance set P-Set BW 7

Set for maintaining flexible shafts.



Contents:

1 hose brush BW 7 for removing the old grease from the flexible casing, 1x flexible shaft grease FT 4, 2 non-linting cleaning cloths (400 x 330 mm).

Contents	Use for	Net weight [lb]	Item no.	EDP no.	Designation
2 cloths, flexible shaft grease FT 4, hose brush BW 7	BW 7	1.698	89913006	96112	P-Set BW 7



Maintenance set P-Set BW 10/12

Set for maintaining flexible shafts.



Contents:

1 hose brush BW 10/12 for removing the old grease from the flexible casing, 1x flexible shaft grease FT 4, 2 non-linting cleaning cloths (400 x 330 mm).

Contents	Use for	Net weight [lb]	Item no.	EDP no.	Designation
2 cloths, flexible shaft grease FT 4, hose brush BW 10/12	BW 10, BW 12	1.698	89913007	96113	P-Set BW 10/12



Flexible shaft grease 450 g

Flexible shaft grease with special lubrication and adhesive properties for flexible shafts. After approximately 100 operating hours, the core of the flexible shaft must be relubricated. Clean the core and casing and reapply the special shaft grease to the core.



Contents	Use for	Net weight [lb]	Item no.	EDP no.	Designation
Flexible shaft grease 450 g	Flexible shafts	0.992	89913003	96010	FT 4



Special grease 100 g

Special grease for re-greasing angle heads.

Contents	Net weight [lb]	Item no.	EDP no.	Designation
Special grease 100 g	0.220	89913002	96009	FT 5





New products

Our new products have **blue** item numbers in the Tool Manual. Special order items are marked with an asterisk. You can find the complete overview of new products in the last section of the Tool Manual.



Stay up to date and discover our new products digitally online.