


PFERD



TOOLS



Mounted points and bench grinding wheels

Mounted points and bench grinding wheels

Table of contents



Mounted points and bench grinding wheels

- Highlights from the PFERD TOOLS range 3
- Quick product selection guide 4
- General information 5



Mounted points

- For universal use on steel and cast steel 6
- For edge grinding on steel and cast steel 8
- For universal use on materials that are difficult to machine 11
- For universal use on stainless steel (INOX) 14
- For edge grinding on stainless steel (INOX) 15
- For universal use on soft non-ferrous metals 16
- For surface grinding on grey and nodular cast iron 17
- For edge grinding on grey and nodular cast iron 17
- For universal use on plastic 18
- TOOL STEEL mounted points 19



Bench grinding wheels

- Bench grinding wheels 21



Special tools for tool and die-making

- Grinding and polishing stones 25



Abrasive cones and plugs

- Abrasive cones and plugs 28



Hand dressers

- Dressing stones 29

3



Mounted points and bench grinding wheels

Highlights from the PFERD TOOLS range



TOUGH mounted points

TOUGH type mounted points have a state-of-the-art vitrified bond made of an aluminum oxide mixture of ceramic oxide grain and white aluminum oxide. These mounted points are specifically designed for use on titanium materials, nickel-based and cobalt based alloys, hardened steel components and built-up weld deposits. Their applications include weld dressing on repair welds and reworking on turbine blades during aircraft maintenance and regrinding of repair welds in tool and die-making. TOUGH type mounted points can easily machine hardened, heat-treated steels over 1,200 N/mm² (> 38 HRC).

Scan the QR code to find out more about the PFERD TOOLS mounted points.



Bench grinding wheels

PFERD TOOLS offers a very wide range of high-quality bench grinding wheels for working with a large variety of materials and for many different applications. Bench grinding wheels are available with different dimensions, grains and abrasives.

Scan the QR code to find out more about the PFERD TOOLS bench grinding wheels.



Grinding and polishing stones

PFERD TOOLS grinding and polishing stones are versatile tools for finish machining on forms in tool and die-making. They are used for step-by-step fine grinding after machining or after electrical discharge machining (EDM) to grind in a brushed finish/polish in the demoulding direction or to prepare for high-gloss polishing with diamond pastes.

Scan the QR code to find out more about grinding and polishing stones.



Find additional in-depth information online

Scan the QR code to find out a wide range of tool and application knowledge relating to PFERD TOOLS' high-quality tools and their huge variety of materials.



Mounted points and bench grinding wheels

Quick product selection guide



Quick product selection guide

① **Material group**

Select the material to be machined.

② **Application**

Select the application.

③ **Mounted point type**

After determining the application (see column ②), the appropriate type is shown in the horizontal row.



① Material group			Bond ▶		Vitrified bond							
			③ Mounted point type ▶		INOX	INOX EDGE	RUBBER	ALU	TOUGH	CAST	CAST STEEL	STEEL
Abrasive ▶			ADW	AN	AH	CN	AWCO	ARN	ADR	ADW	AR	CU
Rec. peripheral speed ▶			6,900–9,800 SFPM	6,900–9,800 SFPM	1,000–4,000 SFPM	4,000–7,800 SFPM	6,900–9,800 SFPM	6,900–9,800 SFPM	6,900–9,800 SFPM	6,900–9,800 SFPM	5,000–7,800 SFPM	6,900–9,800 SFPM
② Application ▼												
Steel, cast steel	Steels up to 370 HV (< 38 HRC)	Construction steels, carbon steels, tool steels, non-alloyed steels, case-hardened steels, tempering steels	Universal								●	
			Surface	○							●	○
			Edges		○							○
	Hardened, heat-treated steels over 370 HV (> 38 HRC)	Tool steels, tempering steels, alloyed steels	Universal								●	
			Surface					●			○	
			Edges					●				○
	Cast steel	Non-alloyed cast steel, low-alloyed cast steel	Universal							●		
			Surface	○					○	○	●	○
			Edges		○					○	○	●
Stainless steel (INOX)	Rust and acid-resistant steels	Austenitic and ferritic stainless steels	Surface	●	○						○	
			Edges	○	●							○
Non-ferrous metals	Soft non-ferrous metals, non-ferrous metals	Aluminum alloys, brass, copper, zinc	Universal	○			●					
	Hard non-ferrous metals	Bronze, titanium, titanium alloys, hard aluminum alloys		●			○	●			○	
	High-temperature-resistant materials	Nickel-based and cobalt-based alloys (engine and turbine construction)		○				●				
Cast iron	Grey cast iron, white cast iron	Cast iron with flake graphite, with nodular graphite/nodular cast iron, white annealed cast iron, black annealed cast iron	Surface	○	○				●	○		○
			Edges	○	○				○	○		○
Plastics, other materials	Fibre-reinforced plastics, thermoplastics, rubber, wood		Universal			●	○					

● = highly recommended ○ = recommended

Mounted points and bench grinding wheels

General information



Applications of mounted points



General use

For general use on surfaces and edges, the emphasis is on the balance between abrasive performance and service life.



Surface grinding

In surface grinding, the mounted points are subject to lower loads. The mounted point bond is comparatively soft and has been designed to give high stock removal rates.

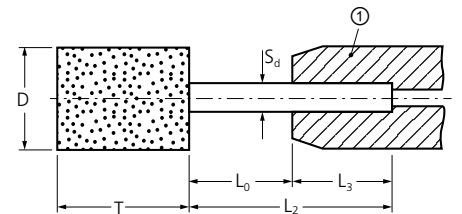


Edge grinding

In edge grinding, the mounted points must be dimensionally stable. The mounted point bond is comparatively hard and designed for a long service life.

Dimensional specifications

- D = Mounted point outer dia.
- T = Mounted point width
- S_d = Shank dia.
- L_0 = Unsupported shank length
- L_2 = Shank length
- L_3 = Clamping length of shank (⊕ collet)



Safety notes

All PFERD TOOLS mounted points are approved for a maximum operating speed of 9,800 SFPM. The maximum permitted rotational speeds for the various shank lengths and shank diameters are defined in DIN 69170 based on EN 12413. These must be adhered to in order to avoid buckling of the shank during use. Regardless of the shank length, the clamping length (L_3) of the shank must be at least 1/2".

- Shape and dimensions of the mounted point
- Diameter of the steel shank S_d
- Unsupported shank length L_0



Wear eye protection!



Wear hearing protection!



Wear dust respirators!



Wear gloves!



Observe the safety notes!



Mounted points and bench grinding wheels

General information



Custom-made products


If you cannot find the solution for your particular application in our extensive catalogue range, we can produce mounted points to meet your requirements in premium PFERD TOOLS quality specifically for your application upon request. Contact your local sales representatives who will be happy to assist you.



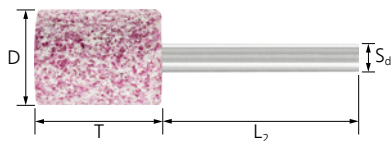
3

Extensions for drive spindles

Mounted points with a shank diameter of 1/8" and 1/4" can be extended with drive spindle extensions. They allow access to hard-to-reach areas. The drive spindle extension is mounted in the collet of the power tool (air grinder or electric grinder), or in the handpiece of the flexible shaft. In some applications, spindle extensions are an economical alternative to customized mounted points with long shanks.



For universal use on steel and cast steel




STEEL cylindrical mounted points

These mounted points are ideal for grinding high-speed steel (HSS) moulded parts and weld dressing of weld seams on steel constructions. The cylindrical shape is ideal for grinding bores, radii and contours.



Special features:

- Good grinding performance and stock removal rate in universal use on steel workpieces.
- High stock removal rate results in increased productivity.
- Particularly suitable for work on surfaces.

S_d [Inch]	L_2 [Inch]	USA type	D [Inch]	T [Inch]	Grit size	Opt. RPM 1/2" over- hang	Max. RPM 1/2" over- hang		Item no.	EDP no.
1/4	1-1/2	W 187	1/2	1	46	40,500	40,500	10	39101636	33694
		W 189	1/2	2	46	24,000	24,000	10	39101638	33724
		W 208	3/4	2	30	18,750	18,750	10	39101648	34006
		W 220	1	1	30	25,500	25,500	10	39101653	34186
		W 222	1	2	30	15,900	15,900	10	39101655	34216
		W 236	1-1/2	1/2	30	22,600	25,470	5	39101657	34426
		W 239	1-1/2	2	30	12,750	12,750	5	39101998	34471
		W 242	2	1	46	17,200	17,200	5	39101318	34512

Mounted points

For universal use on steel and cast steel




Series A STEEL

These mounted points are ideal for grinding high-speed steel (HSS) moulded parts and weld dressing of weld seams on a wide range of different contours on steel constructions.

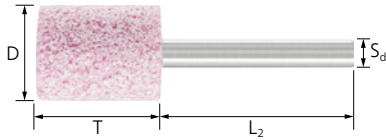
Special features:

- Good grinding performance and stock removal rate in universal use on steel workpieces.
- High stock removal rate results in increased productivity.
- Particularly suitable for work on surfaces.

S_d [Inch]	L_2 [Inch]	USA type	D [Inch]	T [Inch]	Grit size	Opt. RPM 1/2" over- hang	Max. RPM 1/2" over- hang		Item no.	EDP no.
1/4	1-1/2	A 1	3/4	2-1/2	30	19,800	19,800	10	39105041	31000
		A 2	1	1-1/4	30	34,400	38,200	10	39101552	31010
		A 3	1	2-3/4	30	16,100	16,100	10	39101950	31020
		A 4	1-1/4	1-1/4	30	26,900	30,560	5	39101692	31030
		A 5	3/4	1-1/8	30	45,000	45,000	10	39101598	31040
		A 11	7/8	2	30	19,860	19,860	10	39105047	31060
		A 12	11/16	1-1/4	30	48,000	48,000	10	39101600	31070
		A 25	1	1	30	34,400	35,620	10	39101996	31150
		A 31	1-3/8	1	30	24,600	27,780	5	39101601	31170
		A 38	1	1	30	34,400	34,500	10	39101603	31240

Mounted points

For edge grinding on steel and cast steel



STEEL EDGE cylindrical mounted points


These mounted points are particularly ideal for edge grinding and for deburring work, as well as for grinding chamfers for weld seam preparation and weld dressing on contours. The cylindrical shape is ideal for grinding bores, radii and contours.



Special features:

- Long service life and low tool wear due to hard, dimensionally stable bond.
- Cost-effective due to high edge stability, even on low-speed power tools.
- Ideal for work on edges.

3

S_d [Inch]	L_2 [Inch]	USA type	D [Inch]	T [Inch]	Grit size	Opt. RPM 1/2" over- hang	Max. RPM 1/2" over- hang		Item no.	EDP no.
1/8	1-1/4	W 154	3/16	1/2	60	70,500	70,500	10	39101679	33203
		W 163	1/4	1/2	60	60,000	60,000	10	39101535	33338
					100	60,000	60,000	10	39101936	33344
		W 170	5/16	1/2	80	52,500	52,500	10	35330278	33446
1/4	1-1/2	W 179	3/8	1-1/4	46	45,750	45,750	10	39101527	33575
		W 187	1/2	1	46	40,500	40,500	10	39101492	33695
		W 189	1/2	2	46	24,000	24,000	10	39101329	33725
		W 205	3/4	1	60	34,500	34,500	10	39101501	33968
		W 207	3/4	1-1/2	30	24,000	24,000	10	39101304	33992
		W 215	1	1/8	60	26,700	38,200	10	39101740	34118
		W 220	1	1	30	25,500	25,500	10	39105059	34187
		W 221	1	1-1/2	30	19,120	19,120	10	39101305	34202
		W 222	1	2	30	15,900	15,900	10	39101079	34217
					60	15,900	15,900	10	39101291	34223
		W 237	1-1/2	1	30	16,700	22,500	5	39100968	34442
		W 238	1-1/2	1-1/2	30	15,600	15,600	5	39101375	34457
					60	15,600	15,600	5	39101340	34463
		W 239	1-1/2	2	30	12,750	12,750	5	39101833	34472
W 242	2	1	30	19,100	19,100	5	39100997	34517		
			60	19,100	19,100	5	39101290	34523		

Mounted points

For edge grinding on steel and cast steel




Series A STEEL EDGE

These mounted points are ideal for edge grinding and for deburring work, for grinding chamfers for weld seam preparation and weld dressing on a wide range of different contours.

Special features:

- Long service life and low tool wear due to hard, dimensionally stable bond.
- Cost-effective due to high edge stability, even on low-speed power tools.
- Ideal for work on edges.

S_d [Inch]	L_2 [Inch]	USA type	D [Inch]	T [Inch]	Grit size	Opt. RPM 1/2" over- hang	Max. RPM 1/2" over- hang		Item no.	EDP no.	
1/4	1-1/2	A 1	3/4	2-1/2	30	19,800	19,800	10	39105042	31001	
		A 2	1	1-1/4	30	26,000	38,200	10	39105043	31011	
		A 3	1	2-3/4	30	16,100	16,100	10	39105044	31021	
		A 4	1-1/4	1-1/4	30	21,000	30,560	5	39105045	31031	
		A 5	3/4	1-1/8	30	35,200	45,000	10	39105046	31041	
		A 6	3/4	1-1/8	30	35,200	39,000	10	39101553	31051	
		A 11	7/8	2	30	19,860	19,860	10	39105048	31061	
		A 12	11/16	1-1/4	30	40,000	48,000	10	39105050	31071	
		A 15	1/4	1-1/16	60	72,750	72,750	10	39105051	31104	
		A 21	1	1	30	26,000	34,500	10	39105052	31111	
		A 24	1/4	3/4	60	76,500	76,500	10	39105053	31144	
		A 26	5/8	5/8	30	41,800	61,120	10	39101960	31161	
		A 36	1-5/8	3/8	60	16,000	23,520	5	39105055	31224	
		A 37	1-1/4	1/4	30	21,000	30,560	5	39105056	31234	
		A 38	1	1	30	26,700	34,500	10	39101605	31241	
						60	26,700	34,500	10	39101292	31244



Mounted points

For edge grinding on steel and cast steel



Series B STEEL EDGE

These mounted points are ideal for edge grinding and for deburring work, for grinding chamfers for weld seam preparation and weld dressing on a wide range of different contours on smaller or more delicate components.

Special features:

- Long service life and low tool wear due to hard, dimensionally stable bond.
- Cost-effective due to high edge stability, even on low-speed power tools.
- Ideal for work on edges.

S _d [Inch]	L ₂ [Inch]	USA type	D [Inch]	T [Inch]	Grit size	Opt. RPM 1/2" over- hang	Max. RPM 1/2" over- hang		Item no.	EDP no.
1/8	1-1/4	B 42	1/2	3/4	46	33,750	33,750	10	39101704	32310
		B 43	1/4	5/16	100	81,370	81,370	10	39101796	32328
		B 51	7/16	3/4	80	45,370	45,370	10	39101846	32375
		B 52	3/8	3/4	46	45,370	45,370	10	39101836	32380
					80	45,370	45,370	10	39102034	32385
		B 53	5/16	5/8	60	60,000	60,000	10	39101673	32392
		B 54	1/4	1/2	100	60,000	60,000	10	39101565	32408
		B 97	1/8	3/8	100	105,000	105,000	10	39102036	32658
		B 121	1/2	1/2	80	45,370	45,370	10	39102031	32785
		B 122	3/8	3/8	80	61,650	61,650	10	39101932	32795
		B 123	3/16	3/16	100	104,250	104,250	10	39105057	32808
		B 124	1/8	1/8	100	105,000	105,000	10	39102011	32818
		B 125	1/4	1/4	100	81,370	81,370	10	39105058	32827
		B 131	1/2	1/2	80	34,500	34,500	10	39101334	32835
		B 132	3/8	1/2	46	45,370	45,370	10	39101402	32840
B 135	1/4	1/2	100	60,000	60,000	10	39101295	32878		



23-piece STEEL EDGE mounted point set

The set is exceptionally well suited for grinding high-speed steel (HSS) moulded parts and weld dressing of weld seams on steel constructions. It contains 23 mounted points with 1/4" shank diameter in the most common shapes and dimensions.

Contents:

Contains five each of the following mounted points: A 1, A 3, A 11, W 222 and three mounted points of type W 242.

Special features:

- Good grinding performance and stock removal rate in universal use on steel workpieces.
- High stock removal rate results in increased productivity.
- Ideal for work on edges.

S _d [Inch]	Grit size		Item no.	EDP no.
1/4	30	1	39008833	39000

Mounted points

For edge grinding on steel and cast steel



50-piece STEEL EDGE mounted point set

The set is exceptionally well suited for edge grinding and for deburring work, as well as for grinding chamfers for weld seam preparation and weld dressing on contours. It contains 50 mounted points with 1/4" shank diameter in the most common shapes and dimensions.


Contents:

Contains five each of the following mounted points: A 1, A 4, A 12, A 15, A 21, A 24, A 37, W 189, W 215 and W 220.


- High stock removal rate results in increased productivity.
- Ideal for work on edges.

Special features:

- Good grinding performance and stock removal rate in universal use on steel workpieces.

S_d [Inch]	Grit size		Item no.	EDP no.
1/4	30/60	1	39008834	39005

For universal use on materials that are difficult to machine




TOUGH, cylindrical shape

These mounted points are ideal for weld dressing on repair welds, reworking on turbine blades during aircraft maintenance, and regrinding of repair welds in tool and die-making. The cylindrical shape is ideal for grinding bores, radii and contours.



Special features:

- Cool grinding due to the easily broken-down grain mixture.
- High stock removal rate results in increased productivity.
- The self-sharpening properties of the ceramic oxide grain provide consistent stock removal rates throughout the life of the product.

S_d [Inch]	L_2 [Inch]	USA type	D [Inch]	T [Inch]	Grit size	Opt. RPM 1/2" over- hang	Max. RPM 1/2" over- hang		Item no.	EDP no.
1/8	1-1/4	W 154	3/16	1/2	60	70,500	70,500	10	39102075	30127
			1/5	1/2	80	70,500	70,500	10	35314281	30128
		W 163	1/4	1/2	60	60,000	60,000	10	39102076	30131
					80	60,000	60,000	10	35323281	30132
		W 164	1/4	3/4	60	45,900	45,900	10	39102077	30133
					80	45,900	45,900	10	35324281	30134
		W 170	5/16	1/2	60	52,500	52,500	10	39102078	30135
					80	52,500	52,500	10	35330281	30136
		W 185	1/2	1/2	60	34,500	34,500	10	39102079	30145
					80	34,500	34,500	10	35345281	30146
W 215	1	1/8	60	34,400	38,200	10	39102080	30165		
			80	38,200	38,200	10	35375281	30168		
1/4	1-1/2	W 179	3/8	1-1/4	46	45,750	45,750	10	35439381	30141
					80	45,750	45,750	10	39102081	30142
		W 189	1/2	2	46	24,000	24,000	10	35449281	30151
					80	24,000	24,000	10	35449279	30153

Continued on next page




Mounted points

For universal use on materials that are difficult to machine



S _d [Inch]	L ₂ [Inch]	USA type	D [Inch]	T [Inch]	Grit size	Opt. RPM 1/2" over- hang	Max. RPM 1/2" over- hang		Item no.	EDP no.
1/4	1-1/2	W 218	1	1/2	46	35,000	38,200	10	35478381	30167
					80	35,000	38,200	10	39102082	30166
		W 220	1	1	46	25,500	25,500	10	35480281	30169
					80	25,500	25,500	10	39102083	30170
		W 222	1	2	46	15,900	15,900	10	35482281	30175
					80	15,900	15,900	10	39102084	30176
		W 236	1-1/2	1/2	46	22,000	25,470	5	39102085	30182
					80	22,000	25,470	5	35490279	30183
		W 239	1-1/2	2	46	12,750	12,750	5	35492281	30188
					80	12,750	12,750	5	39102086	30189
		W 242	2	1	46	19,100	19,100	5	35493281	30191
					80	19,100	19,100	5	39102087	30192



Series A TOUGH

Series A mounted points are particularly well suited to use on larger components. Due to the special shapes of series A mounted points, it is possible to grind in a variety of contours.

Special features:

- The self-sharpening properties of the ceramic oxide grain provide consistent stock removal rates throughout the life of the product.
- High stock removal rate results in increased productivity.

S _d [Inch]	L ₂ [Inch]	USA type	D [Inch]	T [Inch]	Grit size	Opt. RPM 1/2" over- hang	Max. RPM 1/2" over- hang		Item no.	EDP no.
1/4	1-1/2	A 1	3/4	2-1/2	46	19,800	19,800	10	35001281	30000
					80	19,800	19,800	10	39102088	30001
		A 3	1	2-3/4	46	16,100	16,100	10	35003281	30003
					80	16,100	16,100	10	39102089	30004
		A 5	3/4	1-1/8	46	45,000	45,000	10	35005281	30006
					80	45,000	45,000	10	39102090	30007
		A 11	7/8	2	46	19,860	19,860	10	35011281	30010
					80	19,860	19,860	10	39102091	30011
		A 12	11/16	1-1/4	46	48,000	48,000	10	35012281	30012
					80	48,000	48,000	10	39102092	30013
		A 21	1	1	46	34,400	34,500	10	35021281	30017
					80	34,400	34,500	10	39102093	30018
		A 23	3/4	1	46	39,370	39,370	10	35023281	30020
					80	39,370	39,370	10	39102094	30021
		A 25	1	1	46	34,000	35,620	10	39102095	30022
					80	34,000	35,620	10	35025279	30023
		A 26	5/8	5/8	46	53,700	61,120	10	35026281	30024
					80	53,700	61,120	10	39102096	30025
		A 36	1-5/8	3/8	46	21,000	23,520	10	35036281	30031


Continued on next page

Mounted points

For universal use on materials that are difficult to machine



S_d [Inch]	L_2 [Inch]	USA type	D [Inch]	T [Inch]	Grit size	Opt. RPM 1/2" over- hang	Max. RPM 1/2" over- hang		Item no.	EDP no.
1/4	1-1/2	A 36	1-5/8	3/8	80	21,000	23,520	5	35036279	30032
					46	34,500	34,500	10	39102097	30033
		A 38	1	1	80	34,500	34,500	10	35037379	30034
					46	45,200	47,250	10	35038281	30035
					80	45,200	47,250	10	39102098	30036
					46	45,200	47,250	10	39102098	30036



Series B TOUGH


Series B mounted points are suitable for use on smaller or more delicate components, such as in tool and mould construction. Due to the special shapes of series B mounted points, it is possible to grind in a variety of contours.

Special features:

- Cool grinding due to the easily broken-down grain mixture.
- High stock removal rate results in increased productivity.

- The self-sharpening properties of the ceramic oxide grain provide consistent stock removal rates throughout the life of the product.

S_d [Inch]	L_2 [Inch]	USA type	D [Inch]	T [Inch]	Grit size	Opt. RPM 1/2" over- hang	Max. RPM 1/2" over- hang		Item no.	EDP no.
1/8	1-1/4	B 42	1/2	3/4	60	33,750	33,750	10	39102099	30053
					80	33,750	33,750	10	35102281	30054
		B 52	3/8	3/4	60	45,370	45,370	10	39102100	30064
					80	45,370	45,370	10	35112281	30065
		B 97	1/8	3/8	60	105,000	105,000	10	39102101	30082
					80	105,000	105,000	10	35157281	30083
		B 122	3/8	3/8	60	61,650	61,650	10	39102102	30090
					80	61,650	61,650	10	35182281	30091
		B 125	1/4	1/4	60	81,370	81,370	10	39102103	30094
					80	81,370	81,370	10	35185281	30095
		B 131	1/2	1/2	60	34,500	34,500	10	39102104	30096
					80	34,500	34,500	10	35187281	30097



TOUGH mounted point set, 10-piece, fine

This set is particularly suitable for weld dressing on repair welds, reworking on turbine blades during aircraft maintenance, and regrinding of repair welds in tool and mould-making. It contains 10 mounted points with 1/8" shank diameter in the most common shapes and dimensions for finishing work.

Contents:

Contains one each of the following mounted points: B 52, B 97, B 122, B 125, B 131, W 154, W 163, W 134, W 170 and W 215.

Special features:


- Cool grinding due to the easily broken-down grain mixture.

- High stock removal rate results in increased productivity.
- The self-sharpening properties of the ceramic oxide grain provide consistent stock removal rates throughout the life of the product.

S_d [Inch]	Grit size		Item no.	EDP no.
1/8	80	1	33920205	39002

Mounted points

For universal use on materials that are difficult to machine



TOUGH mounted point set, 10-piece, coarse

This set is particularly suitable for weld dressing on repair welds, reworking on turbine blades during aircraft maintenance, and regrinding of repair welds in tool and mould-making. It contains 10 mounted points with a 1/4" shank diameter in the most common shapes and dimensions for coarse work.

Contents:

Contains one each of the following mounted points: A 1, A 3, A 5, A 11, A 36, A 38, A 39, W 189, W 222 and W 242.


Special features:

- Cool grinding due to the easily broken-down grain mixture.

- High stock removal rate results in increased productivity.
- The self-sharpening properties of the ceramic oxide grain provide consistent stock removal rates throughout the life of the product.

S_d [Inch]	Grit size		Item no.	EDP no.
1/4	46	1	33920210	39003

For universal use on stainless steel (INOX)



INOX cylindrical shape

These mounted points are used for rough grinding of stainless steel (INOX) castings and grinding of moulded parts made of high-temperature-resistant alloys. The cylindrical shape is ideal for grinding bores, radii and contours.




Special features:

- Ideal for use on temperature-sensitive materials due to cool-grinding properties.
- Increased operator comfort due to low vibration grinding

S_d [Inch]	L_2 [Inch]	USA type	D [Inch]	T [Inch]	Grit size	Opt. RPM 1/2" over- hang	Max. RPM 1/2" over- hang		Item no.	EDP no.
1/4	1-1/2	W 222	1	2	30	15,900	15,900	10	39101663	35382
		W 236	1-1/2	1/2	30	22,900	25,470	5	39101664	35409

Mounted points

For universal use on stainless steel (INOX)



Series A INOX


These mounted points are used for rough grinding of a wide range of different contours on stainless steel (INOX) castings and grinding of moulded parts made of high-temperature-resistant alloys.

Special features:

- Ideal for use on temperature-sensitive materials due to cool-grinding properties.
- Increased operator comfort due to low vibration grinding

S_d [Inch]	L_2 [Inch]	USA type	D [Inch]	T [Inch]	Grit size	Opt. RPM 1/2" over- hang	Max. RPM 1/2" over- hang		Item no.	EDP no.
1/4	1-1/2	A 1	3/4	2-1/2	30	19,800	19,800	10	39101658	35100
		A 3	1	2-3/4	30	16,100	16,100	10	39101659	35104
		A 11	7/8	2	30	19,860	19,860	10	39101660	35112

For edge grinding on stainless steel (INOX)



INOX EDGE, cylindrical shape

Applications include weld dressing on fillet welds, removing burrs and grinding chamfers on high-temperature-resistant alloys and stainless steel components. The cylindrical shape is ideal for grinding bores, radii and contours.



Special features:

- Ideal for use on temperature-sensitive materials due to cool-grinding properties.
- Increased comfort due to low-vibration grinding and high dimensional stability on edges.
- Cost-effective due to high edge stability, even on low-speed power tools.

S_d [Inch]	L_2 [Inch]	USA type	D [Inch]	T [Inch]	Grit size	Opt. RPM 1/2" over- hang	Max. RPM 1/2" over- hang		Item no.	EDP no.
1/4	1-1/2	W 189	1/2	2	46	24,000	24,000	10	39101376	35337
		W 220	1	1	30	25,500	25,500	10	39101248	35379
		W 222	1	2	30	15,900	15,900	10	39101347	35383
		W 236	1-1/2	1/2	30	22,900	25,470	5	39101547	35410



Mounted points

For edge grinding on stainless steel (INOX)



Series A INOX EDGE


Applications include weld dressing on fillet welds, removing burrs and grinding chamfers with different contours on high-temperature resistant alloys and stainless steel components.

Special features:

- Ideal for use on temperature-sensitive materials due to cool-grinding properties.
- Increased comfort due to low-vibration grinding and high dimensional stability on edges.
- Cost-effective due to high edge stability, even on low-speed power tools.

S_d [Inch]	L_2 [Inch]	USA type	D [Inch]	T [Inch]	Grit size	Opt. RPM 1/2" over- hang	Max. RPM 1/2" over- hang		Item no.	EDP no.
1/4	1-1/2	A 1	3/4	2-1/2	30	19,800	19,800	10	39101387	35101
		A 3	1	2-3/4	46	16,100	16,100	10	39100794	35105
		A 4	1-1/4	1-1/4	30	28,600	30,560	5	39101536	35107
		A 5	3/4	1-1/8	30	45,000	45,000	10	39101537	35109
		A 11	7/8	2	30	19,860	19,860	10	39105049	35113
		A 12	11/16	1-1/4	30	48,000	48,000	10	39101538	35115
		A 21	1	1	30	34,500	34,500	10	39101539	35123
		A 38	1	1	46	34,500	34,500	10	39101541	35149

For universal use on soft non-ferrous metals



ALU cylindrical mounted points

These mounted points are used to remove burrs on cast aluminum parts and for chamfering on aluminum profiles for weld-seam preparation. The cylindrical shape is ideal for grinding bores, radii and contours.




Special features:

- The unique abrasive grain formula prevents clogging when working on soft, lubricating, or tough materials.
- Excellent grinding performance and high stock removal rate.

S_d [Inch]	L_2 [Inch]	USA type	D [Inch]	T [Inch]	Grit size	Opt. RPM 1/2" over- hang	Max. RPM 1/2" over- hang		Item no.	EDP no.
1/4	1-1/2	W 222	1	2	80	15,900	15,900	10	35482310	34214

Mounted points

For surface grinding on grey and nodular cast iron



CAST cylindrical shape

These mounted points are ideal for cleaning workpieces and for grinding out shrinkage holes. The cylindrical shape is ideal for grinding bores, radii and contours.




Special features:

- Designed for use on surfaces and edges.
- Combined with high peripheral speeds, very well suited for surface use.
- High grinding performance and good service life. High stock removal rates due to coarse grit size.

S_d [Inch]	L_2 [Inch]	USA type	D [Inch]	T [Inch]	Grit size	Opt. RPM 1/2" over- hang	Max. RPM 1/2" over- hang		Item no.	EDP no.
1/4	1-1/2	W 222	1	2	30	15,900	15,900	10	35482271	34215

For edge grinding on grey and nodular cast iron



CAST EDGE cylindrical shape

These mounted points are particularly good for edge grinding, for deburring and grinding out sand inclusions and metal contamination on grey and nodular cast iron. The cylindrical shape is ideal for grinding bores, radii and contours.



Special features:

- Highly dimensionally stable due to the high bond content.
- Cost-effective due to high edge stability, even on low-speed power tools.

S_d [Inch]	L_2 [Inch]	USA type	D [Inch]	T [Inch]	Grit size	Opt. RPM 1/2" over- hang	Max. RPM 1/2" over- hang		Item no.	EDP no.
1/4	1-1/2	W 189	1/2	2	30	24,000	24,000	10	35449303	33726
		W 208	3/4	2	30	18,750	18,750	10	35468303	34008
		W 222	1	1	30	15,900	15,900	10	35482303	34218



Mounted points

For edge grinding on grey and nodular cast iron



Series A CAST EDGE

These mounted points are particularly good for edge grinding, for deburring and grinding out sand inclusions and metal contamination on a wide range of different contours on grey and nodular cast iron.




Special features:

- Highly dimensionally stable due to the high bond content.
- Cost-effective due to high edge stability, even on low-speed power tools.

S_d [Inch]	L_2 [Inch]	USA type	D [Inch]	T [Inch]	Grit size	Opt. RPM 1/2" over- hang	Max. RPM 1/2" over- hang		Item no.	EDP no.
1/4	1-1/2	A 1	3/4	2-1/2	30	19,800	19,800	10	39101992	31002
		A 3	1	2-3/4	30	16,100	16,100	10	39101924	31022
		A 5	3/4	1-1/8	30	45,000	45,000	10	35005303	31042
		A 11	7/8	2	30	19,860	19,860	10	39101951	31062

For universal use on plastic



RUBBER, cylindrical shape

The RUBBER type is specifically designed for universal use on soft materials such as rubber, plastic and wood. The fields of application include removal of burrs on plastic injection-molded parts, trimming of rubber molded parts and molded parts made of polyurethane (PUR), grinding of wooden cores and wooden shapes in model construction workshops and roughing of various adhesive joints (e.g. for repairs on conveyor belts and tires).




Special features:

- Open structure and large chip channels due to bubble grain aluminum oxide.
- Machining of temperature-sensitive materials without the addition of coolant due to large chip channels.
- Excellent grinding performance.

S_d [Inch]	L_2 [Inch]	USA type	D [Inch]	T [Inch]	Grit size	Opt. RPM 1/2" over- hang	Max. RPM 1/2" over- hang		Item no.	EDP no.
1/4	1-1/2	W 222	1	2	30	15,900	15,900	10	35482352	34213

Mounted points

TOOL STEEL mounted points




W TOOL STEEL series

These mounted points are ideal for grinding high-speed steel (HSS) moulded parts and weld dressing of weld seams on steel constructions. The cylindrical shape is ideal for grinding bores, radii and contours.

Special features:

- Good grinding performance and stock removal rate in universal use on steel workpieces.
- High stock removal rate results in increased productivity.

S_d [Inch]	L_2 [Inch]	USA type	D [Inch]	T [Inch]	Grit size	Opt. RPM 1/2" over- hang	Max. RPM 1/2" over- hang		Item no.	EDP no.
1/4	1-1/2	W 222	1	2	60	15,900	15,900	10	39102106	34212





Bench grinding wheels


General information

Safety notes


- The maximum permitted peripheral speed is 6,900 SFPM.
- For safety reasons, the maximum permitted rotational speed indicated must never be exceeded.
- Before clamping, the grinding wheel must be ring tested to make sure that it does not have any cracks (undamaged grinding wheels give a clear tone).


 Wear eye protection!

 Wear hearing protection!

 Wear dust respirators!




 Wear gloves!

 Observe the safety notes!

 Do not use if damaged!



Quick product selection guide

Material group ▼		Version ►	UNIVERSAL	CARBIDE	HSS
Steel	Steels up to 370 HV (< 38 HRC)	Construction steels, carbon steels, tool steels, non-alloyed steels, case-hardened steels, tempering steels			
	Hardened, heat-treated steels over 370 HV (> 38 HRC)	Tool steels, tempering steels, alloyed steels	●	●	●
Stainless steel (INOX)	Rust and acid-resistant steels	Austenitic and ferritic stainless steels	●		
Tungsten carbide	–	–		●	
Non-ferrous metals	Soft non-ferrous metals, non-ferrous metals	Aluminum alloys, brass, copper, zinc	●	○	
	Hard non-ferrous metals	Bronze, titanium, titanium alloys, hard aluminum alloys	○	○	
Other materials	Glass			●	

● = highly recommended ○ = recommended

Bench grinding wheels

Bench grinding wheels




UNIVERSAL version

These bench grinding wheels are ideal for universal use in the workshop. They are suitable for working on steel, cast steel, stainless steel (INOX) and cast iron.

Special features:

- Long service life, high dimensional stability and high abrasive performance.
- Integrated telescopic bushings for mounting on almost any bench grinder spindle.


D [Inch]	Included bushings [Inch/mm]	T [Inch]	H [Inch]	Grit size	Max. RPM		Item no.	EDP no.		
Regular aluminum oxide										
5	1", 3/4", 5/8", 1/2", 25, 20, 16, 13	3/4	1-1/4	36	5,350	1	39009707	61670		
				60	5,350	1	39009716	61671		
6	1", 3/4", 5/8", 1/2", 25, 20, 16, 13	5/8	1-1/4	24	4,500	1	39008418	61672		
				60	4,500	1	39008419	61673		
				3/4	1-1/4	24	4,500	1	39008422	61738
						36	4,500	1	39009708	61739
						46	4,500	1	39010114	61740
						60	4,500	1	39008423	61741
		1	1-1/4	80	4,500	1	39010115	61742		
				24	4,500	1	39008426	61743		
				36	4,500	1	39010116	61744		
				46	4,500	1	39010117	61745		
7	1-1/4", 1", 3/4", 5/8", 1/2", 32, 25, 20, 16	1	2	60	4,500	1	39008427	61746		
				80	4,500	1	39010118	61747		
				46	3,750	1	39010119	61755		
				36	3,750	1	39009710	61675		
8	1-1/4", 1", 3/4", 5/8", 1/2", 32, 25, 20, 16	3/4	2	24	3,350	1	39010120	61757		
				60	3,350	1	39008435	61677		
	1	2	24	3,350	1	39008436	61678			
			60	3,350	1	39008440	61763			
	1", 3/4", 5/8", 1/2", 25, 20, 16, 13	1	1-1/4	36	3,350	1	39008441	61766		
				60	3,350	1	39009711	61764		
	1-1/4", 1", 3/4", 5/8", 1/2", 32, 25, 20, 16	1	2	36	3,350	1	39008441	61766		
				46	3,350	1	39009712	61679		
				60	3,350	1	39010121	61765		
				80	3,350	1	39009719	61680		
	1", 3/4", 5/8", 1/2", 25, 20, 16, 13	1-1/6	2	24	3,350	1	39010122	61767		
				60	3,350	1	39008456	61681		
1-1/4", 1", 3/4", 5/8", 1/2", 32, 25, 20, 16	1-1/4	2	24	3,350	1	39008444	61682			
			60	3,350	1	39009713	61683			
10	1-1/4", 1", 3/4", 5/8", 1/2", 32, 25, 20, 16	1	2	36	3,350	1	39009720	61684		
				60	3,350	1	39010123	61768		
				46	2,700	1	39010124	61769		
				60	2,700	1	39010125	61770		
				80	2,700	1	39010126	61771		
		1-1/4	2	36	2,700	1	39010127	61772		
12	76,2, 51, 38,1, 32	1-1/2	3	36	2,700	1	39009714	61685		
				60	2,700	1	39009721	61686		
12	76,2, 51, 38,1, 32	1-1/2	3	36	2,250	1	39009715	61687		

Continued on next page


Bench grinding wheels

Bench grinding wheels



D [Inch]	Included bushings [Inch/mm]	T [Inch]	H [Inch]	Grit size	Max. RPM		Item no.	EDP no.
12	76,2, 51, 38,1, 32	1-1/2	3	60	2,250	1	39009722	61688
		2	3	24	2,250	1	39010128	61778
				36	2,250	1	39010129	61779
				60	2,250	1	39010130	61781
14	76,2, 51, 38,1, 32	2	3	24	1,850	1	39010131	61782
10	1", 3/4", 5/8", 1/2", 25, 20, 16, 13	1-1/2	1-1/4	60	2,400	1	39008747	61776
14	1-1/4	2	1-1/2	36	1,800	1	39008753	61783
				60	1,800	1	39008754	61784

3




HSS version

These bench grinding wheels are ideal for sharpening HSS pilot drills or for working on other high-alloy steels. They are suitable for working on tool steels, case-hardened steels, hardened and coated steels.



Special features:

- Long service life, high dimensional stability and high abrasive performance.
- Integrated telescopic bushings for mounting on almost any bench grinder spindle.


D [Inch]	Included bushings [Inch/mm]	T [Inch]	H [Inch]	Grit size	Max. RPM		Item no.	EDP no.
----------	-----------------------------	----------	----------	-----------	----------	---	----------	---------

White aluminum oxide

5	1", 3/4", 5/8", 1/2", 25, 20, 16, 13	3/4	1-1/4	80	5,350	1	39009698	61717
6	1", 3/4", 5/8", 1/2", 25, 20, 16, 13	5/8	1-1/4	60	4,500	1	39008420	61718
		3/4	1-1/4	60	4,500	1	39008424	61719
				80	4,500	1	39009699	61720
		1	1-1/4	60	4,500	1	39008428	61721
7	1-1/4", 1", 3/4", 5/8", 1/2", 32, 25, 20, 16	1	2	80	3,750	1	39009701	61723
8	1-1/4", 1", 3/4", 5/8", 1/2", 32, 25, 20, 16	3/4	2	60	3,350	1	39008437	61724
		1	2	60	3,350	1	39008442	61725
				80	3,350	1	39009703	61727
		1-1/4	2	80	3,350	1	39009704	61729
10	1-1/4", 1", 3/4", 5/8", 1/2", 32, 25, 20, 16	1-1/4	2	80	2,700	1	39009705	61730
12	76,2, 51, 38,1, 32	1-1/2	3	80	2,250	1	39009706	61731

Bench grinding wheels

Bench grinding wheels




CARBIDE version

These bench grinding wheels are used on hard materials, e.g. for sharpening tungsten carbide tools and hardened steels.



Special features:


- Long service life, high dimensional stability and high abrasive performance.
- Integrated telescopic bushings for mounting on almost any bench grinder spindle.

D [Inch]	Included bushings [Inch/mm]	T [Inch]	H [Inch]	Grit size	Max. RPM		Item no.	EDP no.
Silicon carbide								
5	1", 3/4", 5/8", 1/2", 25, 20, 16, 13	3/4	1-1/4	80	5,350	1	39009723	61689
6	1", 3/4", 5/8", 1/2", 25, 20, 16, 13	5/8	1-1/4	120	4,500	1	39008421	61690
				60	4,500	1	39008570	61785
				80	4,500	1	39009724	61786
		1	1-1/4	120	4,500	1	39008425	61787
				60	4,500	1	39010132	61788
				80	4,500	1	39010133	61789
120	4,500	1	39008429	61790				
7	1-1/4", 1", 3/4", 5/8", 1/2", 32, 25, 20, 16	1	2	80	3,750	1	39009726	61691
				120	3,750	1	39010134	61793
8	1-1/4", 1", 3/4", 5/8", 1/2", 32, 25, 20, 16	3/4	2	80	3,350	1	39008438	61692
				120	3,350	1	39008439	61693
		1	2	60	3,350	1	39010135	61794
				120	3,350	1	39008443	61796
		1	2	80	3,350	1	39009727	61694
				120	3,350	1	39008458	61695
1-1/4", 1", 3/4", 5/8", 1/2", 32, 25, 20, 16	1-1/4	2	80	3,350	1	39009728	61696	
10	1-1/4", 1", 3/4", 5/8", 1/2", 32, 25, 20, 16	1-1/4	2	80	2,700	1	39009729	61697
12	76,2, 51, 38, 1, 32	1-1/2	3	80	2,250	1	39009730	61698
10	1", 3/4", 5/8", 1/2", 25, 20, 16, 13	1	1-1/4	60	2,400	1	39008767	61797
				80	2,400	1	39008768	61798
				120	2,400	1	39008769	61799



Bench grinding wheels

Bench grinding wheels




Bench wheel bushings

PFERD TOOLS bench grinder bushings provide a safe method of reducing the wheel arbor to accommodate various spindle sizes. The bushing should be flush on both sides of the wheel, and should not interfere with the flanges.

Special features:

- Generally suitable for all bench grinders and bench grinding wheels.



Suitable for hole diameter [Inch]	Suitable for width [Inch]		Item no.	EDP no.
1-1/4	1/4	1	69901397	69012
			69901399	69014
			69901400	69015
			69901401	69016
			69901402	69017

Telescopic mechanism

1	1/2	1	69901403	69018
	3/4	1	69901404	69019
	1	1	69901396	69011
1-1/4	1	1	69901490	69025
1 1/2	1	1	69901489	69024

Special tools for tool and die-making

Quick product selection guide



Material group ▼			Version ▶	UNIVERSAL	CARBIDE
Steel	Steels up to 370 HV (< 38 HRC)	Construction steels, carbon steels, tool steels, non-alloyed steels, case-hardened steels, tempering steels	●	○	
	Hardened, heat-treated steels over 370 HV (> 38 HRC)	Tool steels, tempering steels, alloyed steels	○	●	
Stainless steel (INOX)	Rust and acid-resistant steels	Austenitic and ferritic stainless steels	●		
Tungsten carbide	–	–		●	
Non-ferrous metals	Soft non-ferrous metals, non-ferrous metals	Aluminum alloys, brass, copper, zinc	●		
	Hard non-ferrous metals	Bronze, titanium, titanium alloys, hard aluminum alloys	●		

● = highly recommended ○ = recommended

Grinding and polishing stones



UNIVERSAL version

The UNIVERSAL grinding and polishing stones are the all-rounders for step-by-step fine grinding in tool and die-making.



Special features:

- Long service life, high dimensional stability, high abrasive performance, uniform stock removal and fine surface finish.
- Materials: Hardened, heat-treated steels, stainless steel (INOX), aluminum, other non-ferrous metals.

B [Inch]	H [Inch]	L [Inch]	Grit size		Item no.	EDP no.			
5/32	5/32	6	220	1	33400001	39050			
			320	1	33400007	39056			
			1/4	1/8	6	220	1	33400002	39051
						320	1	33400008	39057
						400	1	33400014	39063
						600	1	33400020	39069
1/2	1/8	6	220	1	33400003	39052			
			320	1	33400009	39058			
			400	1	33400016	39065			
			600	1	33400022	39071			


Continued on next page

Special tools for tool and die-making

Grinding and polishing stones



B [Inch]	H [Inch]	L [Inch]	Grit size		Item no.	EDP no.
1/2	1/4	6	220	1	33400005	39054
			600	1	33400023	39072
1	1/2	6	220	1	33400006	39055
			320	1	33400012	39061
			400	1	33400018	39067
			600	1	33400024	39073



CARBIDE version

The CARBIDE soft grinding and polishing stones enable high removal rates without clogging on hard materials in tool and die-making.



Special features:

- Long service life, high dimensional stability, high abrasive performance, uniform stock removal and fine surface finish.

B [Inch]	H [Inch]	L [Inch]	Grit size		Item no.	EDP no.
----------	----------	----------	-----------	--	----------	---------

Square

5/32	5/32	6	150	1	33400025	39074
			220	1	33400031	39080
			320	1	33400037	39086
1/4	1/8	6	150	1	33400026	39075
			220	1	33400032	39081
			600	1	33400050	39099
	1/4	6	150	12	33400027	39076
			320	1	33400039	39088
1/2	1/8	6	220	1	33400034	39083
			320	12	33400040	39089
			600	1	33400052	39101
1	1/4	6	150	1	33400029	39078
			220	1	33400035	39084
			320	1	33400041	39090
			400	1	33400047	39096
			600	1	33400053	39102
1	1/2	6	150	1	33400030	39079
			220	1	33400036	39085
			320	1	33400042	39091
			400	1	33400048	39097
			600	1	33400054	39103




Arbor for grinding and polishing stones for two different cross sections

These arbors are designed for clamping grinding and polishing stones for manual applications.


Special features:

- Can accommodate two different cross sections.

Suitable cross sections		Item no.	EDP no.
-------------------------	---	----------	---------

Manual application

1/4" x 1/4", 1/4" x 1/2"	1	33509010	39104
--------------------------	---	----------	-------




Variable arbor for manual filing tool for grinding and polishing stones

These arbors are designed for clamping grinding and polishing stones for manual applications.

Special features:


- The arbor for the manual filing machine features stepless adjustment to accommodate all grinding and polishing stones.

S_d [Inch]	L_2 [Inch]	Suitable cross sections		Item no.	EDP no.
1/8	3/4	All grinding and polishing stones	1	33509030	39106



Abrasive cones and plugs

Abrasive cones and plugs



Cones and plugs, regular aluminum oxide


Cones and plugs are made of regular aluminum oxide in a high-quality resinoid bond. Because of their hardness, these products achieve good stock removal rates and are highly durable.



- High level of edge and dimensional stability.
- Cool grinding reduces thermal load on the workpiece.

Special features:

- High stock removal rate.

D [Inch]	T [Inch]	Grit size	Thread	Opt. RPM	Max. RPM		Item no.	EDP no.
Type 16								
1-1/2	2-1/2	16	3/8-24	24,000	24,100	10	39008687	61816
	3	16	5/8-11	24,000	24,100	10	39008688	61820
1-3/4	3	16	5/8-11	20,600	20,700	10	39008689	61826
2-3/4	3-1/2	16	5/8-11	13,100	13,200	10	39008691	61837
2	3	16	5/8-11	18,100	18,100	10	39008690	61829
3	3	16	5/8-11	12,000	12,500	10	39009857	61838
Type 17								
1-1/2	3	16	3/8-24	24,000	24,100	10	39008694	61854
			5/8-11	24,000	24,100	10	39008695	61855
	2-1/2	16	3/8-24	24,000	24,100	10	39008692	61850
			5/8-11	24,000	24,100	10	39008693	61851
2	3	16	5/8-11	14,500	18,100	10	39008696	61859
Type 18								
1-1/2	2-1/2	16	3/8-24	24,000	24,100	10	39008698	61884
			5/8-11	24,000	24,100	10	39008699	61885
	3	16	3/8-24	24,000	24,100	10	39008700	61888
			5/8-11	24,000	24,100	10	39008701	61889
1	2	16	3/8-24	36,100	36,200	10	39008697	61883
2	3	16	5/8-11	18,100	18,100	10	39008702	61893
Type 18 R								
1-1/2	2-1/2	16	3/8-24	24,000	24,100	10	39008703	61927
			5/8-11	24,000	24,100	10	39008704	61928
	3	16	3/8-24	24,000	24,000	10	39008705	61931
			5/8-11	24,000	24,000	10	39008706	61932
2	3	16	5/8-11	18,100	18,100	10	39008708	61936
3	3	16	5/8-11	12,000	12,500	10	39009858	61937




Medium dressing stone, coarse

The dressing stone is designed for profiling grinding points and Poliflex® mounted points.

Special features:

- Has an anti-slip rubber backing.

L [Inch]	B [Inch]	H [Inch]		Item no.	EDP no.
4-3/4	2	1-1/4	5	33401001	39010





Medium dressing stone, two-sided

The dressing stone is designed for profiling grinding points and Poliflex® mounted points.

Special features:

- Two different grit sizes for dressing mounted points with different grit sizes and bonds.

L [Inch]	B [Inch]	H [Inch]		Item no.	EDP no.
4-3/4	2	1-1/4	5	33401010	39011





Small dressing stone, fine

Dressing stones are suitable for profiling grinding points and dressing of mounted points.

Special features:

- For profiling and dressing smaller mounted points.

L [Inch]	B [Inch]	H [Inch]		Item no.	EDP no.
2-3/4	1/2	7/8	5	33899045	39012




Dressing stone for large and coarse grinding/mounted points

Large dressing stone with coarse granulation (grain 30) for profiling and dressing of larger and coarser mounted points.

Special features:

- Ideal for dressing large and coarse grinding/mounted points.

L [Inch]	B [Inch]	H [Inch]		Item no.	EDP no.
6	1	1	5	39008684	39015




Whetstone

The ceramic whetstone is ideal suitable for sharpening, a variety of blades, farming equipment, knives and other cutting tools.



Special features:

- The whetstone fits nicely in one's hand due to its oval shape.
- The sharp abrasive SiC ensures very good grinding with a good surface.

L [Inch]	B [Inch]	H [Inch]		Item no.	EDP no.
10	1-3/8	1/2	1	39009187	39020




Grinding wheel dresser

Ideal accessory for PFERD TOOLS bench grinding wheels if the wheel is clogged or its shape has changed.



Special features:


- The dressing roller consists of hardened steel discs with U-shaped teeth.
- Wave washers between the tooth discs make the tooth roller stable and robust.
- Axis with integrated grease fitting to guarantee a long service life even at high peripheral speeds.

Total length [Inch]	Roll width [Inch]	Roll dia. [Inch]	Max. wheel ø [Inch]	Max. wheel thickness [Inch]		Item no.	EDP no.
17	1-1/2	2	19-5/8	2-1/2	1	33300001	39110



Replacement roller for grinding wheel dresser


The interchangeable roller for the roller dresser can be used until the teeth are worn.

Roll width [Inch]	Roll dia. [Inch]	Hole dia. [Inch]		Item no.	EDP no.
1-1/2	2-1/6	1/2	1	33300002	39114



Replacement spindle for grinding wheel dresser roller

The greaseable spindle can be used to replace worn spindles.

Roll width [Inch]	Diameter [Inch]		Item no.	EDP no.
1-1/2	2-1/8	1	33300003	39115



Grinding wheel dressing rod

The SiC grinding wheel dresser is a low-cost alternative for dressing bench grinding wheels. A stainless steel tube protects the SiC rod from breaking, making the tool more robust.



Total length [Inch]	Diameter [Inch]		Item no.	EDP no.
10	7/8	1	33300004	39112



