


# EDGE FINISH system for work on edges

Defined edges in a one-step operation



**TRUST BLUE**

- Generates defined 30° chamfering, 45° visible edges or 3 mm radii in a one-step operation
- Highest working comfort and optimum guidance thanks to the ergonomically optimized design
- Best stock removal rate and long tool life thanks to the specially coated cutting inserts

# EDGE FINISH system for work on edges

Defined edges in a one-step operation

Alongside a drive which has been especially designed for work on edges, the EDGE FINISH system comprises cutting tools for defined chamfering and rounding/breaking of edges on medium to large workpieces.

Exact edge shapes can be created by selecting the relevant tungsten carbide cutting inserts and matching tool mounting. The special tungsten carbide cutting inserts come with a high-quality coating and achieve the very best results. They are available in the **STEEL, INOX and ALU versions** for creating chamfers of 30° and 45° on components made from steel, stainless steel (INOX) and aluminium. For steel applications, there is also a radius version which has been specifically designed to prepare for corrosion protection, producing a defined radius of 3 mm.

Among other things, rounding edges is a precautionary measure for anti-corrosion protection according to:

- ISO 12944-3
- ISO 8501-3
- SOLAS XII/6.3 (Ref. T4/3.01 MSC.1/Circ. 1198)

## Advantages:

- Highest possible comfort and optimal guidance thanks to ergonomically optimized design and very good haptic properties.
- The best possible stock removal rate and a long service life thanks to specially coated cutting inserts.
- Chamfer height can be individually adjusted up to 6 mm.
- Enables work with low levels of fatigue thanks to SENSOHANDLE anti-vibration handle.

## Applications:

- Rounding edges in preparation for the application of anti-corrosion coatings in shipbuilding, on crane systems and other medium to large steel constructions which are exposed to corrosion loading.
- Chamfering for weld seam preparation on medium to large components (60° V-shaped seam in accordance with ISO 9692-1).
- Chamfering for edge breaking (45° visible edge).

## Selecting suitable cutting inserts:

To determine the most suitable cutting insert, please proceed as follows:

- ① Select the material group to be machined.
- ② Select the cutting inserts.

Material group	Matching cutting inserts	Recommended rotational speed range [RPM]	Max. depth of cut per process step [mm]	Max. chamfer width/radius to be created [mm]
Steel	EF-WSP-F STEEL	7,100–8,700	3	6
	EF-WSP-R3 STEEL	7,100–8,700	-	3
Stainless steel (INOX)	EF-WSP-F INOX	7,500–8,000	2	3
Aluminium	EF-WSP-F ALU	11,000	6	6

## Materials that can be worked:

- Steel
- Stainless steel (INOX)
- Aluminium

## Recommendations for use:

- Move the EDGE FINISH system over the workpiece counterrotationally in order to prevent damage to the tool and chatter marks on the workpiece.
- Process very uneven burn burrs beforehand using reinforced grinding wheels or POLIFAN flap discs to prevent damage to the cutting inserts and improve guidance.
- Proper servicing and correct storage will increase the service life of your drive and tool.

## Safety notes:

- Do not use damaged cutting inserts! They may break!



= Wear eye protection!



= Wear gloves!



= Wear hearing protection!



= Observe the applicable safety regulations!



= Observe the recommended rotational speed!

## PFERDVALUE:

**PFERDERGONOMICS** recommends the EDGE FINISH system as an innovative tool solution for comfortable working with reduced vibration, good haptics and optimized tool guidance.




**PFERDEFFICIENCY** recommends the EDGE FINISH system for long, fatigue-free and resource-saving work, with perfect results in the shortest possible time.



## EDGE FINISH system for work on edges

A powerful angle grinder with a rotational speed of 2,750–11,000 RPM forms the basis of this impressive system. Two different cutting insert holders are available and can be exchanged at any time if required. They specify the required angle of 30° or 45°, and each comes with three tungsten carbide cutting inserts. In combination with a high-quality coating, they enable an outstanding stock removal rate and produce defined chamfers or radii depending on the version being used. The guide bearing ensures the tool is optimally guided along the edges to be machined. All parts described are available both individually and as a complete system. A sturdy transport case is also available and provides ideal protection for the parts and plenty of space for accessories.



- ① Angle grinder UWER 18/110 EF
- ② Cutting insert holder 45°/R3
- ③ Cutting insert holder 30°
- ④ Cutting inserts, chamfer
- ⑤ Cutting inserts, R3
- ⑥ Guide bearing 45°/R3 with locking nut
- ⑦ Guide bearing 30° with locking nut
- ⑧ Torx screw set M4

## EDGE FINISH system for work on edges in transport case (TK)



## UWER 18/110 EF-R3/45° TK and UWER 18/110 EF-30° TK

The drive and tools are supplied in a sturdy plastic case for optimal storage. Included in delivery:

- UWER 18/110 EF with 4 m power cable, three keys and anti-vibration handle.
- Cutting insert holder with guide bearing.
- Screw set for cutting inserts.

The ordering data can be found in the table below.



Detailed information and the matching assembly accessories for angle grinder UWER 18/110 EF can be found in our Tool Manual 23, catalogue section 9 Tool drives.

### Special features:


- Max. chamfer height of 6 mm.
- Stepless rotational speed control.
- Digital electronics for constant rotational speed.
- Restart protection in case of power failure.
- Anti-vibration handle.
- Smooth start-up to protect people, tools and the drive.
- Lockable on-off switch.
- Spindle lock pin.

### Included in delivery:

4 m power cable, 3 keys, anti-vibration handle.

## UWER 18/110 EF

11,000–2,750 RPM / 1,750 watts



### PFERDVALUE:



Designation	EAN 4007220	Rotational speed [RPM]	Voltage [volts] 50–60 Hz	Power consumption [watts]	Power output [watts]	Work spindle thread	Incl. cutting insert holder	Matching cutting insert holder	Net weight [kg]
EDGE FINISH UWER 18/110 EF-R3/45° TK 230V <sup>1)</sup>	004272	11,000–2,750	230	1,750	1,150	M14	EF-WSP-A R3/45°	EF-WSP-A R3/45°, EF-WSP-A 30°	7.360
EDGE FINISH UWER 18/110 EF-30° TK 230V <sup>1)</sup>	004364	11,000–2,750	230	1,750	1,150	M14	EF-WSP-A 30°	EF-WSP-A R3/45°, EF-WSP-A 30°	7.360
EDGE FINISH UWER 18/110 EF TK 230V <sup>2)</sup>	973172	11,000–2,750	230	1,750	1,150	M14	-	EF-WSP-A R3/45°, EF-WSP-A 30°	3.640

<sup>1)</sup> The cutting inserts are not included in delivery. Please order these separately (see page 4).

<sup>2)</sup> The cutting insert holder with guide bearing, cutting inserts and bolt set are not included in delivery. Please order these separately (see page 4).

# EDGE FINISH system for work on edges

Defined edges in a one-step operation





## Cutting insert set with 3 mm radius, cutting insert set with chamfer

Cutting insert sets for the EDGE FINISH system for work on edges.

### Ordering notes:

- Please complete the description with the desired type.

Suitable for cutting insert holder	$\alpha$	r [mm]	Contents [pcs.]	Type				Description
				STEEL	INOX	ALU		
				EAN 4007220				
<b>Cutting insert set with 3 mm radius</b>								
EF-WSP-A R3/45°	-	3.0	3	005101	-	-	1	EF-WSP-R3
<b>Cutting insert set chamfer</b>								
EF-WSP-A 30°, EF-WSP-A R3/45°	45°-30°	-	3	005118	071182	039533	1	EF-WSP-F




## Cutting insert holder with 3 mm radius/45° chamfer, cutting insert holder with 30° chamfer

Cutting insert holders for the EDGE FINISH system for work on edges.

### Ordering notes:

- The cutting inserts and matching screw sets are not included in the delivery. Please order separately.

Suitable for cutting inserts	Suitable for machine types	$\alpha$	r [mm]	EAN 4007220		Description
<b>Cutting insert holder with 3 mm radius/45° chamfer</b>						
EF-WSP-R3, EF-WSP-F	UWER 18/110 EF	45°	3.0	005200	1	EF-WSP-A R3/45°
<b>Cutting insert holder with 30° chamfer</b>						
EF-WSP-F	UWER 18/110 EF	30°	-	005170	1	EF-WSP-A 30°




## Guide bearing with 3 mm radius/45° chamfer, guide bearing with 30° chamfer

Guide bearings for the EDGE FINISH system for work on edges.

### Ordering notes:


- Delivery includes locking nut MG INOX.

Suitable for cutting insert holder	EAN 4007220		Description
<b>Guide bearing with 3 mm radius/45° chamfer</b>			
EF-WSP-A R3/45°	005163	1	EF-FL-R3/45°
<b>Guide bearing with 30° chamfer</b>			
EF-WSP-A 30°	005132	1	EF-FL-30°



## Screw set for cutting inserts

Screw set for PFERD cutting inserts.

Suitable for cutting inserts	Contents [pcs.]	EAN 4007220		Description
EF-WSP-R3, EF-WSP-F	5	005392	1	WSP-S-M4S

Printed in Germany.

Subject to technical modifications.

08/2018

819 203

